

CORNERSTONE





CORNERSTONE



Cornerstone raccoglie ed interpreta a proprio modo le Pietre del Mondo, attraversate da nuovi sguardi e da nuove possibilità tecnologiche di riproduzione. Particolari e rare conformazioni, raccolte in ogni angolo del Pianeta, caratterizzano e rendono riconoscibile la pietra con specifiche identità e rarità geologiche. Sono sguardi puliti, ottenuti da spacchi in cava, senza tralasciare quei dettagli che sorprendono per la loro incredibile varietà.

Cornerstone offers its own unique interpretation of the stones of the world based on a fresh vision and new reproduction technologies. Distinctive forms and geological rarities collected from the four corners of the planet are used to create a stone collection with a unique identity. Clean surfaces obtained from quarry-hewn stone reveal details of astonishing variety.

Cornerstone recueille et interprète à sa manière les Pierres du Monde, sur lesquelles se posent de nouveaux regards et s'appliquent de nouvelles possibilités technologiques de reproduction. Recueillies aux quatre coins de la planète, des conformations rares et particulières caractérisent la pierre et lui confèrent son identité géologique propre, immédiatement reconnaissable. Ces regards sont épurés, résultants d'éclatements dans la carrière, sans négliger ces détails qui surprennent par leur incroyable variété.

Cornerstone versammelt und interpretiert Steine aus der ganzen Welt unter neuen Gesichtspunkten und mit neuen Reproduktionstechniken. Eigentümliche, rare Konformationen aus allen Erdteilen kennzeichnen den Charakter von Steinen, die an ihrer spezifischen Identität und geologischen Seltenheit erkennbar sind. Puristische Bruchsteinflächen versetzen mit unglaublich vielfältigen Details in Erstaunen.

Cornerstone capta e interpreta a su manera las Piedras del Mundo, contempladas con una mirada nueva, considerando nuevas posibilidades tecnológicas de reproducción. Conformaciones singulares y peculiares, captadas en cualquier rincón del planeta, caracterizan e identifican la piedra, marcada por sus particularidades y rarezas geológicas. Se trata de miradas limpias, obtenidas a partir de hendiduras de cantera, sin descuidar esos detalles tan sorprendentes por su inusitada variedad.

Этот «краеугольный камень» воплощает собой камни всего мира, некоторые можно взглянуть по-новому благодаря новейшим технологическим разработкам. Это коллекция отдельных редких пород камней, собранных в удаленных уголках планеты, в которой каждый камень по-своему уникален и может рассказать многое о месте своего происхождения. От ваших глаз не ускользнет яркая картина, открывающаяся в результате излома целой глыбы.

CORNERSTONE ABACO

SLATE GREY

60x120
(23⁵/₈"x47¹/₄")

30x120
(11¹³/₁₆"x47¹/₄")

***15x120**
(5⁷/₈"x47¹/₄")

90x90
(35⁷/₁₆"x35⁷/₁₆")

45x90
(17¹/₁₆"x35⁷/₁₆")



60x60
(23⁵/₈"x23⁵/₈")


30x60
(11¹³/₁₆"x23⁵/₈")

SLATE BLACK

SLATE MULTICOLOR

GRANITE STONE





slate

grey

black

slate grey

Slate Grey Nat. Rett.
60x60 (23^{5/8}"x23^{5/8}")



**slate
grey**

Slate Grey Nat. Rett.
45x90 (17^{11/16}"x35^{7/16}")



Slate Grey Nat. Rett.
45x90 (17^{11/16}"x35^{7/16}")

**slate
grey**

Slate Grey Nat. Rett.
60x120 (23⁵/₈"x47¹/₄")



**slate
black**

Slate Black Nat. Rett.
45x90 (17^{11/16}x35^{7/16})



**slate
black**

Slate Black Nat. Rett.
60x60 (23^{5/8}"x23^{5/8}")



**slate
black**

Slate Black Nat. Rett.
30x60 (11^{13/16}"x23^{5/8}")

Slate Grey Nat. Rett.
30x120 (11^{13/16}"x47^{1/4}")

Mosaico Slate Grey Nat.
30x30 (11^{13/16}"x11^{13/16}")

Mosaico Slate Black Nat.
30x30 (11^{13/16}"x11^{13/16}")



Mosaico Slate Black Nat.
30x30 (11^{13/16}x11^{13/16})

slate BLACK / mosaico

**slate
black**

Slate Black Nat. Rett.
60x120 (23^{5/8}"x47^{1/4}")



slate GREY

FORMATI


SIZES / FORMATS / FORMATE / TAMAÑOS / ФОРМАТЫ



60x120 (23^{5/8}"x47^{1/4}")
E7KX SLATE GREY NAT. RETT. ● 89



90x90 (35^{7/16}"x35^{7/16}")
E44C SLATE GREY NAT. RETT. ● 91



60x60 (23^{5/8}"x23^{5/8}")
E2PY SLATE GREY NAT. RETT. ● 73



30x120 (11^{13/16}"x47^{1/4}")
E2PS SLATE GREY NAT. RETT. ● 91



45x90 (17^{11/16}"x35^{7/16}")
E2QG SLATE GREY NAT. RETT. ● 77



30x60 (11^{13/16}"x23^{5/8}")
E2Q5 SLATE GREY NAT. RETT. ● 66



45x90 (17^{11/16}"x35^{7/16}")
E3PN SLATE GREY NAT. RETT. ● 99



60x60 (23^{5/8}"x23^{5/8}")
E2PK SLATE GREY NAT. RETT. ● 97

Si consiglia la posa con fuga 2 mm. - Laying with a 2 mm-joint is recommended. - Pose recommandée avec joints de 2 mm.
Es wird eine Fugenbreite von 2 mm empfohlen. - Se recomienda la colocación con juntas de 2 mm. - Рекомендуется укладка с швом 2 мм.

DECORI

DECORS / DECORS / DEKORE / DECORADOS / ДЕКОРЫ

Modulo*




30x60 (11^{13/16}"x23^{5/8}")
E2T2 SLATE GREY NAT. ● 62
Pcs. Box 2

Listelli sfalsati*



30x60 (11^{13/16}"x23^{5/8}")
E2SM SLATE GREY NAT. ● 106

Mosaico* Tessera - Chip 2,8x2,8 (1^{1/8}"x1^{1/8}")



30x30 (11^{13/16}"x11^{13/16}")
E2SS SLATE GREY NAT. ● 138

Parallelo



30x120 (11^{13/16}"x47^{1/4}")
E2QR SLATE GREY NAT. RETT. ● 96

* Su rete in fibra - On fibre mesh backing
Sur filet en fibre de verre - Auf Glasfasernetz
Sobre malla de fibra - На волоконной сетке


slate BLACK

FORMATI

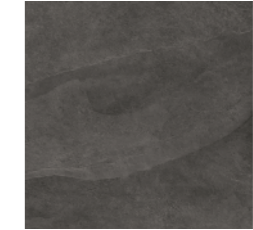
SIZES / FORMATS / FORMATE / TAMAÑOS / ФОРМАТЫ




60x120 (23^{5/8}"x47^{1/4}")
E7KY SLATE BLACK NAT. RETT. ● 89



90x90 (35^{7/16}"x35^{7/16}")
E44D SLATE BLACK NAT. RETT. ● 91



60x60 (23^{5/8}"x23^{5/8}")
E2PZ SLATE BLACK NAT. RETT. ● 73



30x120 (11^{13/16}"x47^{1/4}")
E2PT SLATE BLACK NAT. RETT. ● 91




45x90 (17^{11/16}"x35^{7/16}")
E2QH SLATE BLACK NAT. RETT. ● 77



30x60 (11^{13/16}"x23^{5/8}")
E2Q6 SLATE BLACK NAT. RETT. ● 66



45x90 (17^{11/16}"x35^{7/16}")
E7U0 SLATE BLACK NAT. RETT. ● 99



60x60 (23^{5/8}"x23^{5/8}")
E2T4 SLATE BLACK NAT. RETT. ● 97

Si consiglia la posa con fuga 2 mm. - Laying with a 2 mm-joint is recommended. - Pose recommandée avec joints de 2 mm.
Es wird eine Fugenbreite von 2 mm empfohlen. - Se recomienda la colocación con juntas de 2 mm. - Рекомендуется укладка с швом 2 мм.

DECORI


DECORS / DECORS / DEKORE / DECORADOS / ДЕКОРЫ

Modulo*




30x60 (11^{13/16}"x23^{5/8}")
E2T3 SLATE BLACK NAT. ● 62
Pcs. Box 2

Listelli sfalsati*



30x60 (11^{13/16}"x23^{5/8}")
E2SN SLATE BLACK NAT. ● 106

Mosaico* Tessera - Chip 2,8x2,8 (1^{1/8}"x1^{1/8}")



30x30 (11^{13/16}"x11^{13/16}")
E2ST SLATE BLACK NAT. ● 138

Parallelo



30x120 (11^{13/16}"x47^{1/4}")
E2QS SLATE BLACK NAT. RETT. ● 96

* Su rete in fibra - On fibre mesh backing
Sur filet en fibre de verre - Auf Glasfasernetz
Sobre malla de fibra - На волоконной сетке

PEZZI SPECIALI

TRIMS / PIECES SPECIALES / FORMTEILE / PIEZAS ESPECIALES / СПЕЦИАЛЬНЫЕ ИЗДЕЛИЯ



BATTISCOPIA - SKIRTING

7x60 (2^{3/4}"x23^{5/8}")

Pcs. Box. 15 - Ml. x Box 9

E2TL SLATE GREY NAT. RETT. ● 16

E2TM SLATE BLACK NAT. RETT. ● 16



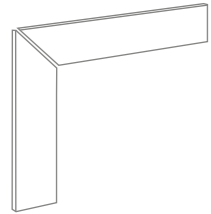
BATTISCOPIA - SKIRTING

7x90 (2^{3/4}"x35^{7/16}")

Pcs. Box. 8 - Ml. x Box 7,20

E2TE SLATE GREY NAT. RETT. ● 24

E2TF SLATE BLACK NAT. RETT. ● 24



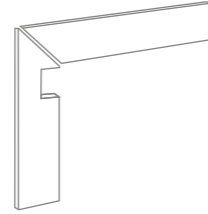
BATTISCOPIA SCALA DX / SX - TREAD SKIRTING DX / SX

7,5x60x60 - 2^{15/16}"x23^{5/8}"x23^{5/8}"

Pcs. Box 2 - Ml. x Box 1,20

E8YT/ E8YU SLATE GREY NAT. RETT. ● 36

E2SG/ E2SH SLATE BLACK NAT. RETT. ● 36



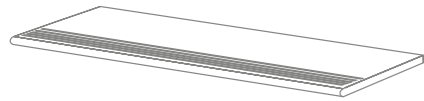
BATTISCOPIA SCALA DX / SX - TREAD SKIRTING DX / SX

7,5x60x60 - 2^{15/16}"x23^{5/8}"x23^{5/8}"

Pcs. Box 2 - Ml. x Box 1,20

E8YZ/ E8ZO SLATE GREY NAT. RETT. ● 36

E8Z1/ E8Z2 SLATE BLACK NAT. RETT. ● 36



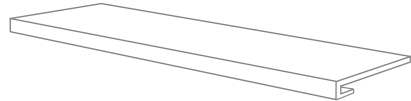
GRADINO - STAIR TREAD

33x120 (12^{15/16}"x47^{1/4}")

Pcs. Box. 2 - Ml. x Box 2,40

E2TG SLATE GREY NAT. RETT. ● 120

E909 SLATE BLACK NAT. RETT. ● 120



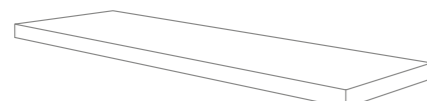
GRADONE - STEP

33x120x3,2x3,2 (12^{15/16}"x47^{1/4}"x1^{1/4}"x1^{1/4}")

Pcs. Box. 2 - Ml. x Box 2,40

E8Z9 SLATE GREY NAT. RETT. ● 139

E8ZA SLATE BLACK NAT. RETT. ● 139



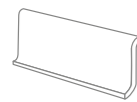
ANGOLARE - CORNER TILE DX / SX

33x120x3,2x3,2 (12^{15/16}"x47^{1/4}"x1^{1/4}"x1^{1/4}")

Pcs. Box. 1 - Ml. x Box 2,40

E8Y8/ E8Y9 SLATE GREY NAT. RETT. ● 142

E8YA/ E8YC SLATE BLACK NAT. RETT. ● 142



COVE BASE*

16x30 (6^{5/16}"x11^{13/16}")

Pcs. Box. 30

E2TN SLATE GREY ● 27

E90F SLATE BLACK ● 27



COVE BASE ANG. INT.

2,5x16 (1^{5/16}"x2^{5/16}")

Pcs. Box. 10

E2SF SLATE GREY ● 25

E8YN SLATE BLACK ● 25



COVE BASE ANG. EST.

2,5x16 (1^{5/16}"x2^{5/16}")

Pcs. Box. 10

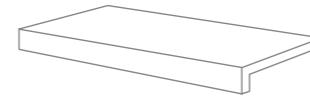
E2SE SLATE GREY ● 25

E8YH SLATE BLACK ● 25

PEZZI SPECIALI

20MM

TRIMS / PIECES SPECIALES / FORMTEILE / PIEZAS ESPECIALES / СПЕЦИАЛЬНЫЕ ИЗДЕЛИЯ



GRADONE - STEP

33x60x5 (12^{15/16}"x23^{5/8}"x1^{15/16}")

Pcs. Box 2 - Ml. x Box 1,20

E8ZJ SLATE GREY NAT. RETT. ● 99

E8ZM SLATE BLACK NAT. RETT. ● 99

33x90x5 (12^{15/16}"x35^{7/16}"x1^{15/16}")

Pcs. Box 2 - Ml. x Box 1,80

E9UL SLATE GREY NAT. RETT. ● 120

E9UP SLATE BLACK NAT. RETT. ● 120



TERMINALE - ENDPIECE

33x60x2,5 (12^{15/16}"x23^{5/8}"x1^{15/16}")

Pcs. Box 2 - Ml. x Box 1,20

E2T9 SLATE GREY NAT. RETT. ● 99

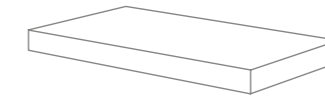
E8ZY SLATE BLACK NAT. RETT. ● 99

33x90x2,5 (12^{15/16}"x35^{7/16}"x1^{15/16}")

Pcs. Box 2 - Ml. x Box 1,80

E9VA SLATE GREY NAT. RETT. ● 120

E9VE SLATE BLACK NAT. RETT. ● 120



ANGOLARE DX / SX - CORNER TILE DX / SX

33x60x5 (12^{15/16}"x23^{5/8}"x1^{15/16}")

Pcs. Box 2 - Ml. x Box 1,20

E8ZK / E8ZL SLATE GREY NAT. RETT. ● 129

E8ZN/ E8ZP SLATE BLACK NAT. RETT. ● 129

33x90x5 (12^{15/16}"x35^{7/16}"x1^{15/16}")

Pcs. Box 2 - Ml. x Box 1,80

E9UM/ E9UN SLATE GREY NAT. RETT. ● 137

E9UQ/ E9UR SLATE BLACK NAT. RETT. ● 137



ANGOLARE TERMINALE DX / SX - ENDPIECE CORNER DX / SX

33x60x2,5 (12^{15/16}"x23^{5/8}"x1^{15/16}")

Pcs. Box 2 - Ml. x Box 1,20

E8ZW/ E8ZX SLATE GREY NAT. RETT. ● 129

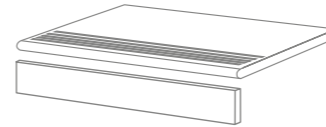
E8ZZ/ E900 SLATE BLACK NAT. RETT. ● 129

33x90x2,5 (12^{15/16}"x35^{7/16}"x1^{15/16}")

Pcs. Box 2 - Ml. x Box 1,80

E9VC/ E9VD SLATE GREY NAT. RETT. ● 137

E9VF/ E9VG SLATE BLACK NAT. RETT. ● 137



GRADINO - STAIR TREAD

33x60 (12^{15/16}"x23^{5/8}")

Pcs. Box 2 - Ml. x Box 1,20

E903 SLATE GREY NAT. RETT. ● 86

E904 SLATE BLACK NAT. RETT. ● 86

33x90 (12^{15/16}"x35^{7/16}")

Pcs. Box 2 - Ml. x Box 1,80

E9VP SLATE GREY NAT. RETT. ● 114

E9VQ SLATE BLACK NAT. RETT. ● 114

ALZATA - RISER

16,5x60 (6^{1/2}"x23^{5/8}")

Pcs. Box 2 - Ml. x Box 1,20

E2T6 SLATE GREY NAT. RETT. ● 35

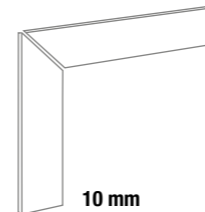
E2T7 SLATE BLACK NAT. RETT. ● 35

16,5x90 (6^{1/2}"x35^{7/16}")

Pcs. Box 4 - Ml. x Box 3,60

E9TZ SLATE GREY NAT. RETT. ● 46

E9U0 SLATE BLACK NAT. RETT. ● 46



BATTISCOPIA SCALA DX / SX - TREAD SKIRTING DX / SX

7,5x60x60 - 2^{15/16}"x23^{5/8}"x23^{5/8}"

Pcs. Box 2 - Ml. x Box 1,20

E8YT/ E8YU SLATE GREY NAT. RETT. ● 36

E2SG/ E2SH SLATE BLACK NAT. RETT. ● 36



slate multicolor

**slate
multicolor**

Slate Multicolor Nat. Rett.
60x120 (23^{5/8}"x47^{1/4}")

Slate Multicolor Nat. Rett.
15x120 (5^{7/8}"x47^{1/4}")



**slate
multicolor**

Slate Multicolor Nat. Rett.
15x120 (57/8"x47 1/4")





Slate Multicolor Nat. Rett.
15x120 (5^{7/8}"x47^{1/4}")



**slate
multicolor**


Slate Multicolor Nat. Rett.
30x60 (11^{13/16}"x23^{5/8}")



SLATE MULTICOLOR

FORMATI

SIZES / FORMATS / FORMATE / TAMAÑOS / ФОРМАТЫ



60x120 (23^{5/8}"x47^{1/4}")
E7KP SLATE MULTICOLOR NAT. RETT. ● 89



15x120 (5^{7/8}"x47^{1/4}")
E2PN SLATE MULTICOLOR NAT. RETT. ● 91



45x90 (17^{11/16}"x35^{7/16}")
E2Q7 SLATE MULTICOLOR NAT. RETT. ● 77



30x60 (11^{13/16}"x23^{5/8}")
E2Q0 SLATE MULTICOLOR NAT. RETT. ● 66

20MM




45x90 (17^{11/16}"x35^{7/16}")
E7TY SLATE MULTICOLOR NAT. RETT. ● 99

Si consiglia la posa con fuga 2 mm. - Laying with a 2 mm-joint is recommended. - Pose recommandée avec joints de 2 mm.
Es wird eine Fugenbreite von 2 mm empfohlen. - Se recomienda la colocación con juntas de 2 mm. - Рекомендуется укладка с швом 2 мм.

DECORI

DECORS / DECORS / DEKORE / DECORADOS / ДЕКОРЫ

Modulo*




30x60 (11^{13/16}"x23^{5/8}")
E2RE SLATE MULTICOLOR NAT. ● 62
Pcs. Box 2

Listelli sfalsati*



30x60 (11^{13/16}"x23^{5/8}")
E2S5 SLATE MULTICOLOR NAT. ● 106

Mosaico* Tessera - Chip 2,8x2,8 (1^{1/8}"x1^{1/8}")



30x30 (11^{13/16}"x11^{13/16}")
E2RC SLATE MULTICOLOR NAT. ● 138

Parallelo

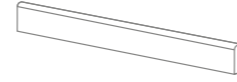


30x120 (11^{13/16}"x47^{1/4}")
E2QM SLATE MULTIC. NAT. RETT. ● 96

* Su rete in fibra - On fibre mesh backing
Sur filet en fibre de verre - Auf Glasfasernetz
Sobre malla de fibra - На волоконной сетке

PEZZI SPECIALI

TRIMS / PIECES SPECIALES / FORMTEILE / PIEZAS ESPECIALES / СПЕЦИАЛЬНЫЕ ИЗДЕЛИЯ



BATTISCOPA - SKIRTING
7x60 (2^{3/4}"x23^{5/8}")
Pcs. Box. 15 - Ml. x Box 9
E2S4 SLATE MULTIC. NAT. RETT. ● 16



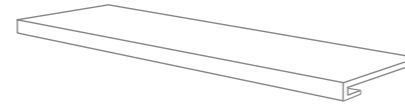
BATTISCOPA - SKIRTING
7x90 (2^{3/4}"x35^{7/16}")
Pcs. Box. 8 - Ml. x Box 7,20
E2RY SLATE MULTIC. NAT. RETT. ● 24



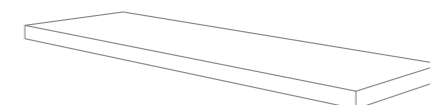
BATTISCOPA SCALA DX / SX
TREAD SKIRTING DX / SX
7,5x60x60 - 2^{15/16}"x23^{5/8}"x23^{5/8}"
Pcs. Box. 2 - Ml. x Box 1,20
E9TM/ E9TN SLATE MULTIC. NAT. RETT. ● 36



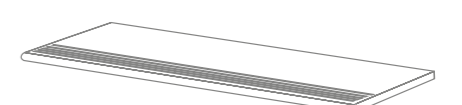
BATTISCOPA SCALA DX / SX
TREAD SKIRTING DX / SX
7,5x60x60 - 2^{15/16}"x23^{5/8}"x23^{5/8}"
Pcs. Box. 2 - Ml. x Box 1,20
E9TP/ E9TQ SLATE MULTIC. NAT. RETT. ● 36



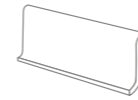
GRADONE - STEP
33x120x3,2x3,2 (12^{15/16}"x47^{1/4}"x1^{1/4}"x1^{1/4}")
Pcs. Box. 2 - Ml. x Box 2,40
E8XR SLATE MULTIC. NAT. RETT. ● 139



ANGOLARE - CORNER TILE DX / SX
33x120x3,2x3,2 (12^{15/16}"x47^{1/4}"x1^{1/4}"x1^{1/4}")
Pcs. Box. 1 - Ml. x Box 0,12
E8XP/ E8XQ SLATE MULTIC. NAT. RETT. ● 142



GRADINO - STAIR TREAD
33x120 (12^{15/16}"x47^{1/4}")
Pcs. Box. 2 - Ml. x Box 2,40
E905 SLATE MULTIC. NAT. RETT. ● 120



COVE BASE*
16x30 (6^{5/16}"x11^{13/16}")
Pcs. Box. 30
E90A SLATE MULTIC. ● 27



COVE BASE ANG. INT.
2,5x16 (1^{5/16}"x2^{5/16}")
Pcs. Box. 10
E8YJ SLATE MULTIC. ● 25



COVE BASE ANG. EST.
2,5x16 (1^{5/16}"x2^{5/16}")
Pcs. Box. 10
E8YD SLATE MULTIC. ● 25

* Ordine minimo 500 pezzi - Minimum order: 500 pieces - Commande minimale 500 pièces - Mindestbestellmenge 500 Stücke - Pedido mínimo 500 piezas - Минимальный заказ - 500 штук

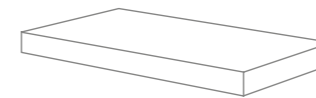
PEZZI SPECIALI

20MM

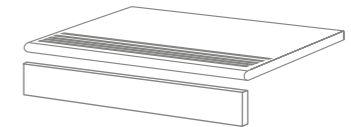
TRIMS / PIECES SPECIALES / FORMTEILE / PIEZAS ESPECIALES / СПЕЦИАЛЬНЫЕ ИЗДЕЛИЯ



GRADONE - STEP
33x90x5 (12^{15/16}"x35^{7/16}"x1^{15/16}")
Pcs. Box 2 - Ml. x Box 1,80
E9UE SLATE MULTIC. NAT. RETT. ● 120

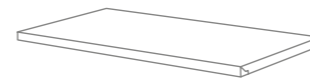


ANGOLARE - CORNER TILE DX / SX
33x90x5 (12^{15/16}"x35^{7/16}"x1^{15/16}")
Pcs. Box 2 - Ml. x Box 1,80
E9UF/ E9UG SLATE MULTIC. NAT. RETT. ● 137



GRADINO - STAIR TREAD
33x90 (12^{15/16}"x35^{7/16}")
Pcs. Box 2 - Ml. x Box 1,80
E9VM SLATE MULTIC. NAT. RETT. ● 114

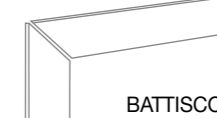
ALZATA - RISER
16,5x90 (6^{1/2}"x35^{7/16}")
Pcs. Box 4 - Ml. x Box 3,60
E9TX SLATE MULTIC. NAT. RETT. ● 46



TERMINALE - ENDINGPIECE
33x90x2,5 (12^{15/16}"x35^{7/16}"x1^{5/16}")
Pcs. Box 2 - Ml. x Box 1,80
E9V4 SLATE MULTIC. NAT. RETT. ● 120



ANGOLARE TERMINALE DX / SX
ENDINGPIECE CORNER DX / SX
33x90x2,5 (12^{15/16}"x35^{7/16}"x1^{5/16}")
Pcs. Box 2 - Ml. x Box 1,80
E9V5/ E9V6 SLATE MULTIC. NAT. RETT. ● 137



BATTISCOPA SCALA DX / SX
TREAD SKIRTING DX / SX
7,5x60x60 - 2^{15/16}"x23^{5/8}"x23^{5/8}"
Pcs. Box. 2 - Ml. x Box 1,20
10 mm
E9TM/ E9TN SLATE MULTIC. NAT. RETT. ● 36



granite stone

**granite
stone**

Granite Stone Nat. Rett.
60x120 (23^{5/8}"x47^{1/4}")



**granite
stone**

Granite Stone Nat. Rett.
60x120 (23^{5/8}"x47^{1/4}")

Parallelo
Granite Stone Nat. Rett.
30x120 (11^{13/16}"x47^{1/4}")



Parallelo Granite Stone Nat. Rett.
30x120 (11^{13/16}"x47^{1/4}")

**granite
stone**

Granite Stone Lapp. Rett.
60x120 (23^{5/8}"x47^{1/4}")



**granite
stone**

Granite Stone Nat. Rett.
60x60 (23^{5/8}"x23^{5/8}")

Granite Stone Nat. Rett.
33x60 (12^{5/16}"x23^{5/8}")

20MM




granite stone

FORMATI

SIZES / FORMATS / FORMATE / TAMAÑOS / ФОРМАТЫ



60x120 (23^{5/8}"x47^{1/4}")
E7KW GRANITE STONE NAT. RETT. ● 89
E7KV GRANITE STONE LAPP. RETT. ● 96



30x120 (11^{13/16}"x47^{1/4}")
E2PR GRANITE STONE NAT. RETT. ● 91

20MM



45x90 (17^{11/16}"x35^{7/16}")
E2QF GRANITE STONE NAT. RETT. ● 77
E2QE GRANITE STONE LAPP. RETT. ● 87



60x60 (23^{5/8}"x23^{5/8}")
E2PJ GRANITE STONE NAT. RETT. ● 97




30x60 (11^{13/16}"x23^{5/8}")
E2Q4 GRANITE STONE NAT. RETT. ● 66

Si consiglia la posa con fuga 2 mm. - Laying with a 2 mm-joint is recommended. - Pose recommandée avec joints de 2 mm.
 Es wird eine Fugenbreite von 2 mm empfohlen. - Se recomienda la colocación con juntas de 2 mm. - Рекомендуется укладка с швом 2 мм.

DECORI


DECORS / DECORS / DEKORE / DECORADOS / ДЕКОРЫ

Modulo*




30x60 (11^{13/16}"x23^{5/8}")
E2T1 GRANITE STONE NAT. ● 62
 Pcs. Box 2

Listelli sfalsati*



30x60 (11^{13/16}"x23^{5/8}")
E2SL GRANITE STONE NAT. ● 106

Mosaico* Tessera - Chip 2,8x2,8 (1^{1/8}"x1^{1/8}")



30x30 (11^{13/16}"x11^{13/16}")
E2SR GRANITE STONE NAT. ● 138

Parallelo



30x120 (11^{13/16}"x47^{1/4}")
E2QQ GRANITE STONE NAT. RETT. ● 96

PEZZI SPECIALI

TRIMS / PIECES SPECIALES / FORMTEILE / PIEZAS ESPECIALES / СПЕЦИАЛЬНЫЕ ИЗДЕЛИЯ



BATTISCOPA - SKIRTING
 7x60 (2^{3/4}"x23^{5/8}")
 Pcs. Box. 15 - Ml. x Box 9
E2TK GRANITE STONE NAT. RETT. ● 16



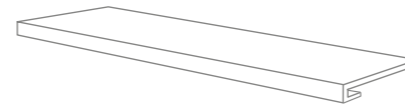
BATTISCOPA - SKIRTING
 7x90 (2^{3/4}"x35^{7/16}")
 Pcs. Box. 8 - Ml. x Box 7,20
E2TD GRANITE STONE NAT. RETT. ● 24



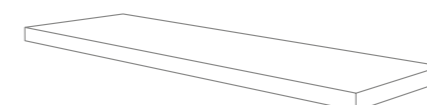
BATTISCOPA SCALA DX / SX
 TREAD SKIRTING DX / SX
 7,5x60x60 - 2^{15/16}"x23^{5/8}"x23^{5/8}"
 Pcs. Box. 2 - ML x Box 1,20
E8YR / E8YS GRANITE STONE NAT. RETT. ● 36



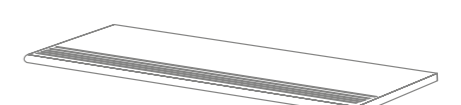
BATTISCOPA SCALA DX / SX
 TREAD SKIRTING DX / SX
 7,5x60x60 - 2^{15/16}"x23^{5/8}"x23^{5/8}"
 Pcs. Box. 2 - ML x Box 1,20
E8YX / E8YY GRANITE STONE NAT. RETT. ● 36



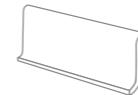
GRADONE - STEP
 33x120x3,2x3,2 (12^{15/16}"x47^{1/4}"x1^{1/4}"x1^{1/4}")
 Pcs. Box. 2 - Ml. x Box 2,40
E8Z8 GRANITE STONE NAT. RETT. ● 139
E8Z7 GRANITE STONE LAPP. RETT. ● 141



ANGOLARE - CORNER TILE DX / SX
 33x120x3,2x3,2 (12^{15/16}"x47^{1/4}"x1^{1/4}"x1^{1/4}")
 Pcs. Box. 1 - Ml. x Box 0,12
E8Y6 / E8Y7 GRANITE STONE NAT. RETT. ● 142
E8Y4 / E8Y5 GRANITE STONE LAPP. RETT. ● 145



GRADINO - STAIR TREAD
 33x120 (12^{15/16}"x47^{1/4}")
 Pcs. Box. 2 - Ml. x Box 2,40
E908 GRANITE STONE NAT. RETT. ● 120



COVE BASE*
 16x30 (6^{5/16}"x11^{13/16}")
 Pcs. Box. 30
E90E GRANITE STONE ● 27



COVE BASE ANG. INT.
 2,5x16 (1^{5/16}"x2^{5/16}")
 Pcs. Box. 10
E8YM GRANITE STONE ● 25



COVE BASE ANG. EST.
 2,5x16 (1^{5/16}"x2^{5/16}")
 Pcs. Box. 10
E8YG GRANITE STONE ● 25

* Ordine minimo 500 pezzi - Minimum order: 500 pieces - Commande minimale 500 pièces - Mindestbestellmenge 500 Stücke - Pedido mínimo 500 piezas - Минимальный заказ - 500 штук

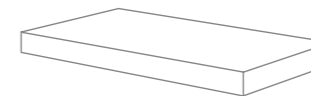
PEZZI SPECIALI

20MM

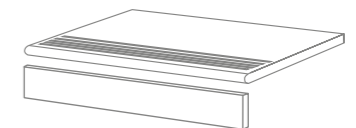
TRIMS / PIECES SPECIALES / FORMTEILE / PIEZAS ESPECIALES / СПЕЦИАЛЬНЫЕ ИЗДЕЛИЯ



GRADONE - STEP
 33x60x5 (12^{15/16}"x23^{5/8}"x1^{15/16}")
 Pcs. Box. 2 - Ml. x Box 1,20
E2T8 GRANITE STONE NAT. RETT. ● 99

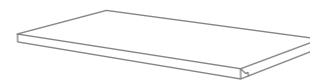


ANGOLARE - CORNER TILE DX / SX
 33x60x5 (12^{15/16}"x23^{5/8}"x1^{5/16}")
 Pcs. Box. 2 - Ml. x Box 1,20
E8ZG / E8ZH GRANITE STONE NAT. RETT. ● 129



GRADINO - STAIR TREAD
 33x60 (12^{15/16}"x23^{5/8}")
 Pcs. Box. 2 - Ml. x Box 1,20
E902 GRANITE STONE NAT. RETT. ● 86

ALZATA - RISER
 16,5x60 (6^{1/2}"x23^{5/8}")
 Pcs. Box. 2 - Ml. x Box 1,20
E2T5 GRANITE STONE NAT. RETT. ● 35



TERMINALE - ENDINGPIECE
 33x60x2 (12^{15/16}"x23^{5/8}"x1^{13/16}")
 Pcs. Box. 2 - Ml. x Box 1,20
E8ZT GRANITE STONE NAT. RETT. ● 99



ANGOLARE TERMINALE DX / SX
 ENDINGPIECE CORNER DX / SX
 33x60x2 (12^{15/16}"x23^{5/8}"x1^{13/16}")
 Pcs. Box. 2 - Ml. x Box 1,20
E8ZU / E8ZV GRANITE STONE NAT. RETT. ● 129



BATTISCOPA SCALA DX / SX
 TREAD SKIRTING DX / SX
 7,5x60x60 - 2^{15/16}"x23^{5/8}"x23^{5/8}"
 Pcs. Box. 2 - ML x Box 1,20
10 mm E8YR / E8YS GRANITE STONE NAT. RETT. ● 36

* Su rete in fibra - On fibre mesh backing
 Sur filet en fibre de verre - Auf Glasfasernetz
 Sobre malla de fibra - На волоконной сетке

CORNERSTONE

20MM

Cornerstone 20mm offre la possibilità di realizzare spazi esterni di grande valore estetico, senza rinunciare alle prestazioni tecniche.

Le caratteristiche specifiche di **Cornerstone 20mm** permettono di integrare perfettamente il materiale con l'ambiente circostante, offrendo la possibilità di creare in modo semplice ed efficace camminamenti e percorsi outdoor.

L'alto spessore di **Cornerstone 20mm** garantisce un'elevata resistenza rendendolo ideale negli ambienti interni ed esterni pubblici.

Cornerstone 20mm è facile da posare su erba, su sabbia, su ghiaia. La posa a colla su massetto permette di realizzare pavimentazioni carrabili industriali e commerciali. Ideale per rampe di accesso e garage. **Cornerstone 20mm** è l'ideale per la creazione di pavimenti sopraelevati.





Cornerstone 20mm offers the chance to develop extremely aesthetically pleasing external spaces without compromising on technical expertise.

The specific qualities of **Cornerstone 20mm** allow you to perfectly integrate the material in the surrounding environment, making it possible to create walkways and outdoor paths easily and effectively.

The thickness of **Cornerstone 20mm** guarantees excellent resistance, making it ideal for use in both indoor and outdoor public spaces.

Cornerstone 20mm is easy to lay on grass, sand and gravel.

By gluing it down to screed it is possible to create industrial and commercial paved driveways. Ideal for access ramps and garages.

Cornerstone 20mm is ideal for the creation of cavity floors.



Cornerstone 20mm offre la possibilité de réaliser des espaces extérieurs d'une grande valeur esthétique, sans toutefois renoncer aux prestations techniques.

Les caractéristiques spécifiques de **Cornerstone 20mm** permettent d'intégrer parfaitement le matériau à l'environnement ambiant, offrant la possibilité de créer simplement et efficacement des parcours faciles à nettoyer.

L'épaisseur de **Cornerstone 20mm** garantit une résistance élevée aux charges et aux sollicitations, la rendant idéale pour l'intérieur et l'extérieur des espaces publics.

Cornerstone 20mm est facile à poser sur l'herbe, le sable et le gravier.

Une fois collé sur chape, le produit permet de réaliser des sols carrossables pour des espaces industriels et commerciaux. Idéal pour rampes d'accès et garages.

Cornerstone 20mm est idéale pour la création de planchers surélevés.

Cornerstone 20mm bietet eine wertige Optik und ausgezeichnete Leistungsmerkmale und ist die ideale Lösung für die Gestaltung von Außenbereichen.

Die spezifischen Eigenschaften von **Cornerstone 20mm** gestatten eine perfekte Einbindung des Materials in den räumlichen Kontext und die einfache Gestaltung von Geh- und Fahrwegen im Außenbereich.

Die hohe Fliesenstärke von **Cornerstone 20mm** gewährleistet eine ausgezeichnete Robustheit. Damit erweist sich die Kollektion als ideal für öffentliche Innen- und Außenbereiche.

Cornerstone 20mm lässt sich problemlos auf Gras, Sand und Kies verlegen.

Für befahrbare industrielle und gewerbliche Bodenbeläge empfiehlt sich die Verbundverlegung auf Estrich. Ideal für Zufahrten und Garagen.

Cornerstone 20mm ist die perfekte Lösung für Doppelböden.

Cornerstone 20mm ofrece la posibilidad de revestir espacios exteriores de modo estéticamente muy agradable sin por ello tener que renunciar a unas magníficas prestaciones técnicas.

Las características específicas de **Cornerstone 20mm** permiten integrar perfectamente el material en el entorno, brindando la posibilidad de crear de manera sencilla y eficaz caminitos y carriles al aire libre.

El elevado grosor de **Cornerstone 20mm** garantiza una considerable resistencia, hecho por el que este tipo de material resulta de lo más idóneo para ámbitos públicos, tanto interiores como exteriores.

Cornerstone 20mm se puede colocar fácilmente sobre superficies tan diversas como la hierba, la arena y la grava.

Colocado con cola sobre la capa de relleno, permite realizar pavimentaciones transitables industriales y comerciales. Ideal para rampas de acceso y garajes.

Cornerstone 20mm es un material de lo más idóneo para la creación de pavimentos sobreelevados.

С помощью представленной в коллекции **Cornerstone 20mm** можно обустроить открытые площадки, придавая им высокую эстетическую ценность и не поступаясь какими-либо техническими характеристиками.

Благодаря особым свойствам представленная в коллекции **Cornerstone 20mm** гармонирует с окружающей средой. С ее помощью можно легко проложить надежные дорожки и переходы вне помещений.

Представленная в коллекции **Cornerstone 20mm** отличается высокой прочностью, а потому идеально подходит для обустройства помещений общественных зданий и прилегающих территорий.

Представленная в коллекции **Cornerstone 20mm** легко укладывается на траву, песок и щебень.

Укладка на клей поверх стяжки позволяет обустроить территорию для проезда на промышленных и коммерческих предприятиях. Идеально подходит для наклонных въездов и гаражей.

Представленная в коллекции **Cornerstone 20mm** идеально подходит для монтажа фальшполов.



le origini

The origins - Les origines - Herkunft - Los orígenes - **Происхождение**

slate grey / slate black



Provenienza BRASILE

Due superfici di spacco, un taglio nella sostanza dura di un materiale unico e raro. Ricavate da osservazioni di rocce estratte da alcune zone del continente Sud Americano, dove la ricchezza geologica sorprende per le qualità e le estensioni delle conformazioni omogenee.

Origin BRAZIL

Two surfaces hewn from the hard body of a unique, rare material. Based on observations of rocks quarried in certain regions of South America, where the geology is surprisingly varied in terms of the quality and extension of homogeneous formations.



Provenance BRÉSIL

Deux surfaces nées d'un éclatement, d'une fracture de la substance dure d'un matériau unique et rare. Tirées de l'observation de roches extraites de certaines zones du continent sud-américain, où la richesse géologique surprend par la qualité et l'extension de ses conformations homogènes.

Herkunft BRASILIEN

Zwei Bruchsteinflächen, ein Schnitt im kompakten Material eines einzigartigen, seltenen Hartgesteins. Inspiriert von Felsgesteinen, die in einigen Regionen Südamerikas abgebaut werden, wo die geologische Vielfalt mit der Qualität und der Ausgedehntheit gleichmäßiger Formationen überrascht.

Procedencia BRASIL

Dos superficies separadas por una hendidura, un corte en la dura substancia de un material único, raro. Resultado de la observación de rocas extraídas en unas zonas del continente sudamericano en las que la riqueza geológica sorprende por las cualidades y la extensión de muchas de sus conformaciones, extremadamente homogéneas.

Место добычи — БРАЗИЛИЯ

Две поверхности от раскола глыбы. Обнажившийся срез твердого камня имеет уникальную структуру. Это редкие породы, добытые на южноамериканском континенте, где ископаемые не перестают удивлять своими свойствами и вскрываемыми пластами.

slate multicolor



Provenienza AFRICA

Una sedimentaria multicolore, spesso sorregge e si erge tra le sabbie ferrose e bollenti del basso Atlante e a ridosso come letto o argine dei grandi fiumi Africani.

Origin AFRICA

A multicoloured sedimentary rock often found amongst the hot iron sands of the low Atlas Mountains or along the beds and banks of large African rivers.

Provenance AFRIQUE

Une pierre sédimentaire multicolore, qui souvent étaye et se dresse au milieu des sables ferreux et bouillants du bas Atlas, ou pave le lit ou les rives des grands fleuves africains.

Herkunft AFRIKA

Ein multicoloriertes Sedimentgestein, das vielerorts aus dem eisenhaltigen, heißen Sand des südlichen Atlasgebirges emporragt und den Flusslauf der gewaltigen afrikanischen Ströme prägt.

Procedencia ÁFRICA

Una sedimentaria multicolor a menudo sustenta y se yergue entre la arena ferrosa y ardiente del bajo Atlas y conforma el lecho o las riberas de los grandes ríos africanos.

Место добычи — АФРИКА

Камень, добываемый из разноцветной осадочной породы, часто встречается и добывается в южной части материка, в местах скопления железистых раскаленных песков, как правило, над неруселили на натуральных отмелях крупных африканских рек.

granite stone



Provenienza SVIZZERA

Una pietra dura e composta in strati antichissimi e compatti. Compresi tra lo stridere delle montagne, tra i freddi delle alte quote.

Origin SWITZERLAND

A hard stone composed of ancient compact layers. Layers compressed by the force of the mountains, by the cold of high altitudes.

Provenance SUISSE

Une pierre dure, composée de strates très anciennes et très compactes, comprimées par la stridulation des montagnes et le froid des hauts sommets.

Herkunft SCHWEIZ

Ein Hartgestein mit uralten, kompakten Ablagerungsschichten. Zusammengepresst von der malmenden Kraft der Berge, in der Kälte eisiger Höhen.

Procedencia SUIZA

Una piedra dura, configurada por capas muy antiguas y compactas. Comprimidadas entre el crujir de las montañas, entre los fríos de las cotas más altas.

Место добычи — ШВЕЙЦАРИЯ

Камень, вобравший в себя древнейшую силу. Сдавленные горными кряжами и закаленные холодным климатом высокогорья.

CORNERSTONE

Dry - Pressed Ceramic Tiles ISO 13006 Annex G - UNI EN 14411 Annex G - Bia UGL



CARATTERISTICHE TECNICHE Technical Features - Caracteristiques Techniques - Technische Eigenschaften Technische Eigenschaften - Características Técnicas - Технические Характеристики		NORMA Standard - Norme Norm - Norma - Норма	VALORI Value - Valeur Vorgabe - Valor - Средние		
	PLANARITÀ Flatness Planéité Ebenflächigkeit Planaridad Плоскостность	UNI EN ISO 10545/2	± 0,26% / ± 1,5 mm		
		ASTM C485 CALIBRATED ± 0,75% (MAX ± 0,09 in)	-		
		ASTM C485 RECTIFIED ± 0,40% (MAX ± 0,05 IN-SIZE ≤ 60 cm) (MAX ± 0,07 IN-SIZE > 60 cm)	± 0,25%		
	ASSORBIMENTO D'ACQUA (VALORE MEDIO IN %) Water absorption (Average value expressed in %) - Absorption d'eau (Valeur moyenne en %) Wasseraufnahme (Durchschnittswert in %) - Absorción de agua (Valor medio en %) Поглощение воды	UNI EN ISO 10545/3 ≤ 0,5 % ASTM C373	CONFORME COMPLIANT		
	RESISTENZA ALLA FLESSIONE Modulus of rupture - Resistance a la flexion - Biegefestigkeit Resistencia a la flexion - Прочность на изгиб	SPESSORE	NAT.	20 MM.	
		UNI EN ISO 10545/4	≥ 50 N/mm ²	≥ 50 N/mm ²	
	FORZA DI ROTTURA Breaking strength - Résistance à la rupture - Bruchlast - Resistencia a la rotura - Разрывное усилие	UNI EN ISO 10545/4	≥ 2000 N	≥ 4000 N	
		ASTM C648	250 Lbs	700 Lbs	
	RESISTENZA AL GELO Frost resistance - Résistance au gel - Frostbeständigkeit Resistencia a las heladas - Морозостойкость	UNI EN ISO 10545/12 ASTM C1026	CONFORME UNAFFECTED		
	RESISTENZA CHIMICA AD ALTE E BASSE CONCENTRAZIONI DI ACIDI E BASI Chemical resistance to high and low acid and basic concentrations Résistance chimique aux hautes et basses concentrations d'acides et de bases Chemikalienfestigkeit bei hohen und niedrigen Konzentrationen von Säuren und Basen Resistencia química con concentraciones altas y bajas de ácidos y bases Химическая стойкость к высоким и низким концентрациям кислот и щелочей	UNI EN ISO 10545/13 ASTM C-650	A - LA - HA UNAFFECTED		
	RESISTENZA ALLE MACCHIE Stain resistance - Résistance aux taches - Fleckenbeständigkeit Resistencia a las manchas - Стойкость к образованию пятен	UNI EN ISO 10545/14 CTI 81-7D	5 NO EVIDENT VARIATION		
	COEFFICIENTE DI ATTRITO Slip resistance Coefficient de glissement Rutschfestigkeit Barfußbereich Coeficiente de atrito medio Козфициент трения		NAT.	LAPP.	20 MM.
		DIN 51130	R10	-	R11
		DIN 51097	B (A+B)	-	C (A+B+C)
		ANSI A 137.1 - 2012 DCOF (Section 9.6)	WET ≥ 0,42	WET ≥ 0,42	WET ≥ 0,42
		B.C.R.A.	≥ 0,40	-	≥ 0,40
		AS 4586: 2013 Slip resistance classification of new pedestrian surface materials	P2	-	P4
BS 7976-2: 2002 Pendulum testers	< 36 Moderate Slip Potential	-	> 36 Low Slip Potential		
ENV 12633-2006 Method of determination of unpolished and polished slip/skid resistance value	2	-	3		

Per maggiori chiarimenti sui dati tecnici e sulla garanzia consultare il catalogo generale in vigore. - For further information on technical specifications, please consult our up-dated general catalogue. - Pour toutes informations supplémentaires sur les données techniques et sur les garanties, veuillez consulter le catalogue général en vigueur. - Für weitere Informationen über technische Daten und Garantie beziehen sie sich bitte auf den aktuellen Gesamtkatalog. - Para ulteriores informaciones sobre los datos técnicos y la garantía, vease el catalogo general en vigor. - Более подробную информацию о технических данных и гарантии смотрите в действующем сводном катал.



imballi e pesi

packing and weight - emballages et poids - verpackung und gewicht - embalajes y pesos - **упаковка и вес**

Formato (cm) Size (cm) Format (cm) Format (cm) Тamaño (cm) Формат (cm)	Spessore (mm) Thickness (mm) Épaisseur (mm) Stärke (mm) Espesor (mm) Толщина (mm)	Pz. x Mq. Pieces x Sqm Pcs / M² Stk. x Qm Pzs x Mc. Шт. x Кв.М.	Pz. x Scat. Pieces x Box Pcs / Bte Stk. x Krt. Pzs x Caja Шт. x Кор.	Mq. x Scat. Sqm x Box M² / Bte Qm x Krt. Mc. x Caja Кв.М. x Кор.	Peso x Scat. (Kg) Weight x Box (Kg) Poids / Bte (Kg) Gewicht x Krt. (Kg) Peso x Caja (Kg) Вес x Кор. (Kg)	Scat. x Pal. Boxes x Pal. Bte / Pal. Krt. x Pal. Cajas x Pal. Кор. x Подд.	Mq. x Pal. Sqm x Pal. M² / Pal. Qm x Pal. Mc. x Pal. Кв.М x Подд.	Peso x Pal. (Kg) Weight x Pal. (Kg) Poids / Pal. (Kg) Gewicht x Pal. (Kg) Peso x Pal. (Kg) Вес x Подд (Kg)
60x120 Naturale - Lappato	10	1,39	2	1,440	34,30	36	51,84	1235
30x120 Naturale	10	2,78	4	1,440	34,12	36	51,84	1228
15x120 Naturale	10	5,56	6	1,080	25,16	42	45,36	1057
90x90 Naturale	10	1,23	2	1,620	37,31	24	38,88	895
45x90 Naturale - Lappato	10	2,47	3	1,215	27,72	32	38,88	887
60x60 Naturale	10	2,78	3	1,080	25,89	40	43,20	1036
45x90 Naturale	20	2,47	2	0,810	36,05	24	19,44	865
60x60 Naturale	20	2,78	2	0,720	33,21	32	23,04	1063
30x60 Naturale	10	5,56	6	1,080	24,23	40	43,20	969
30x30 Mosaico	10	11,11	5	0,450	7,90	60	27,00	474
30x60 Listelli sfalsati	10	5,56	4	0,720	16,65	30	21,60	500
30x120 Parallelo	10	2,78	4	1,440	32,18	36	51,84	1158

RIASSUNTIVO GAMMA FORMATI

SIZES OF THE PRODUCTS RANGE - SOMMAIRE DES FORMATS - VERFÜGBARE FLIESEN-FORMATE

SUMARIO GAMA FORMATOS - СВОДНАЯ ТАБЛИЦА ФОРМАТОВ

FORMATI	Granite Stone		Slate Multicolor		Slate Grey		Slate Black	
	Nat.	Lapp.	Nat.	Lapp.	Nat.	Lapp.	Nat.	Lapp.
60x120	•	•	•		•		•	
30x120	•				•		•	
15x120			•					
90x90					•		•	
45x90	•	•	•		•		•	
60x60					•		•	
30x60	•		•		•		•	
45x90 20MM			•		•		•	
60x60 20MM	•				•		•	

• Disponibile in gamma

Available in the product range - Disponible dans la gamme - In der Produktpalette verfügbar
Disponible en la gama de productos - Доступен в диапазоне продуктов



Ergon is a brand of Emilceramica S.r.l. a socio unico	Sede Commerciale/Amministrativa
emilgroup.it/ergon emilgroup.it	Via Ghiarola Nuova, 29 - 41042 Fiorano Modenese (Mo) - Italy T +39 0536 835111 - info@emilceramicagroup.it F (Italy) +39 0536 835958 - (Export) +39 0536 835490