

# VICTORIAN DESIGNS & BORDERS



The Penny Hill Lounge, Dublin - Ireland



Indústria de Cerâmica, S.A.

ISO 9001 & ISO 14001 Certified

[www.topcer.com](http://www.topcer.com)

A Unique Line of Unglazed Porcelain Tiles



Oliver Gold Smith (The Trinity Arch Hotel) - Ireland




Rydultowy Church - Poland



St. Patrick's Church, Lisburn - N. Ireland



















Private Residence, Moscow - Russia



St. Barnabas Cathedral, Nottingham - UK























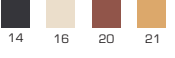
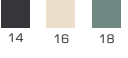












**Designing Components**

 SQUARE 146x146	 SQUARE 96x96	 4TR TRIANGLE (HALF) 93x93	 2TR TRIANGLE (QUARTER) 64x64	 1TR TRIANGLE (EIGHTH) 45x45	 HEX HEXAGON 100x115x57.5	 OCT OCTAGON 96x96		
 RECTANGLE 71x146 & 96x296	 6STP STRIP 29x146	 5STP STRIP 21x137	 3D DOT 29x29	 TR1/2D TRIANGLE 25x25	 TR1/4D TRIANGLE 20x20	 6D SQUARE 64x64	 1/2HEX 50x115x57 TR57EQ LOZ 50x100x57	 LZ LOZENGE 96x44x52

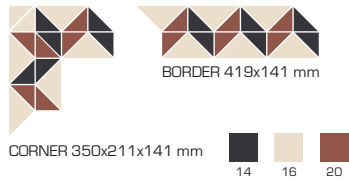
Note: Unless otherwise specified on respective design, the standard joints between the pieces in sheet mounted modules are 4 mm. All designing components are supplied in 8mm thickness.

Colours on each pattern can be customized, providing the colour in the same components is used in other designs or in stock (in general Octagons, Hexagons, Triangles, Strips and Lozenges are not available in Granite / Speckled colours).

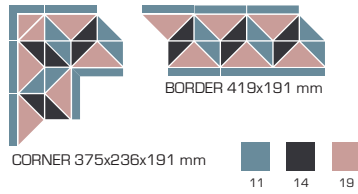
Prices of patterns with customized colours are subjected to quotation.

<p><b>BELFAST</b></p>  BORDER 422x147 mm CORNER 166x166x147 mm	<p><b>GUILFORD</b></p>  BORDER 422x147 mm CORNER 166x166x147 mm	<p><b>MAYFAIR</b></p>  BORDER 422x47 mm	<p><b>TALLINN</b></p>  BORDER 422x147 mm CORNER 166x166x147 mm
 13 16 18	 14 20 21	 14 21	 03 04 14
<p><b>SINTRA</b></p>  BORDER 429x286 mm CORNER 359x359x286 mm	<p><b>ELGIN 1</b></p>  420x100 mm	<p><b>ELGIN 2</b></p>  420x100 mm	<p><b>MONTROSE</b></p>  403x47 mm
 13 16 18	 04 20	 20 21	 14 21
<p><b>INVER JEDDAH*</b></p>  BORDER 413x53 mm CORNER 107x107x53 mm	<p><b>INVER LONDON*</b></p>  BORDER 413x53 mm CORNER 107x107x53 mm	<p><b>ESTORIL YELLOW*</b></p>  BORDER 413x53 mm CORNER 107x107x53 mm	<p><b>ESTORIL GREEN*</b></p>  BORDER 413x53 mm CORNER 107x107x53 mm
 * Strips are supplied loose 11 14 16 20 21	 11 14 16 18	 14 16 20 21	 14 16 18
<p><b>STRAND</b></p>  BORDER 422x140 mm CORNER 211x211x140 mm	<p><b>STRAND with 1 strip</b></p>  BORDER 422x190 mm CORNER 236x236x190 mm	<p><b>AVEIRO</b></p>  BORDER 422x190 mm CORNER 236x236x190 mm	
 14 16	 14 20	 11 16 21	
<p><b>PORTREE BLACK</b></p>  BORDER 422x190 mm CORNER 236x236x190 mm	<p><b>PORTREE BLUE</b></p>  BORDER 422x190 mm CORNER 236x236x190 mm	<p><b>STRAND with 2 strips</b></p>  BORDER 422x239 mm CORNER 260x260x239 mm	
 14 16	 11 13 21	 11 14 19	

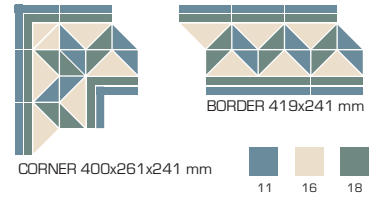
**KENSINGTON**



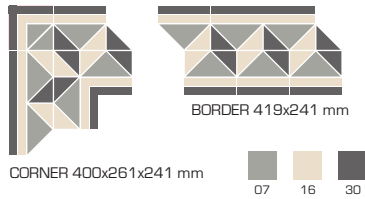
**KENSINGTON with 1 strip**



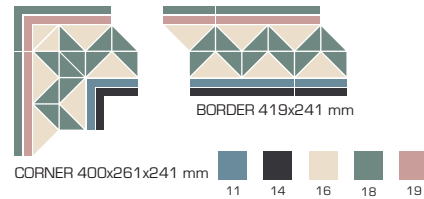
**RICHMOND GREEN**



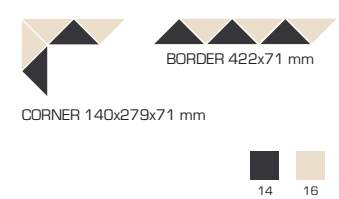
**BRUSSELS**



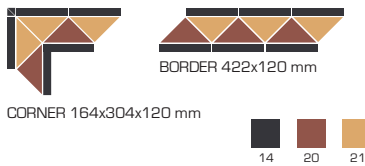
**KALININGRAD**



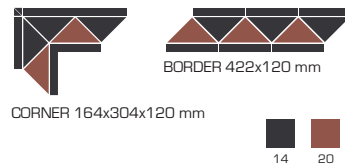
**HENLEY**



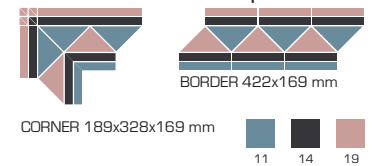
**RICHMOND BLACK**



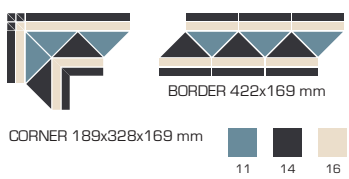
**NOTTINGHAM**



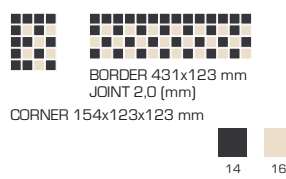
**HENLEY with 2 strips**



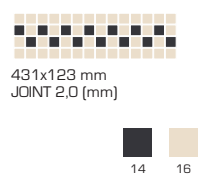
**HONG KONG**



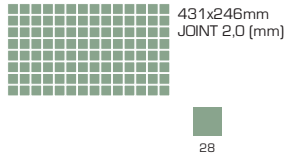
**KHARKOV**



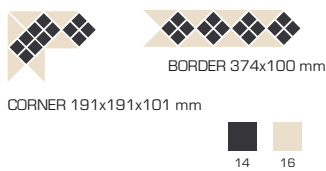
**LAXFORD**



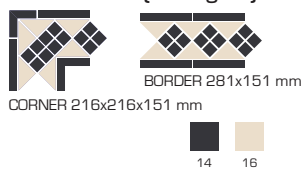
**DOUBLE LAXFORD (GRANADA)**



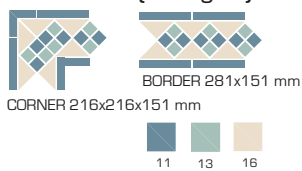
**LISBON**



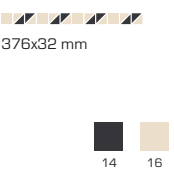
**LISBON 1 (octagon)**



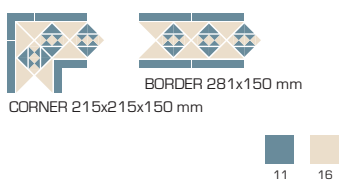
**LISBON 2 (octagon)**



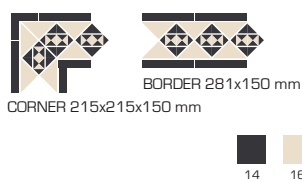
**STIRLING**



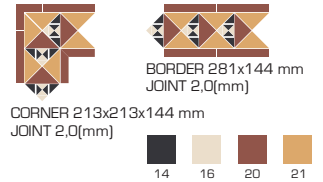
**MUNICH 1**



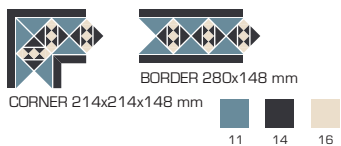
**MUNICH 2**



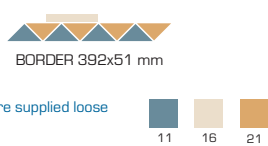
**BERLIN**



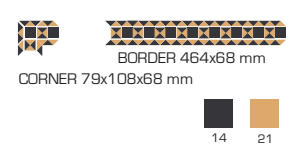
**BONN**



**CUBIC YELLOW \***



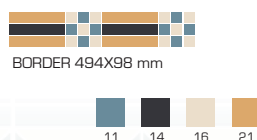
**ST. SEPULCHRE**



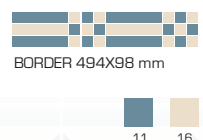
**ABERDEEN \***



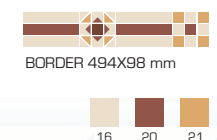
**MARVILA YELLOW**



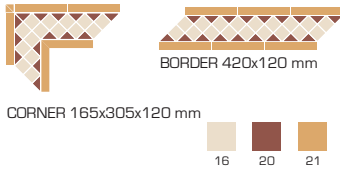
**MARVILA BLUE**



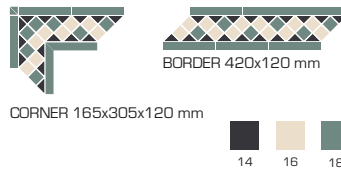
**DUBLIN**



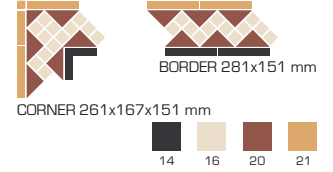
**BOLONHA**



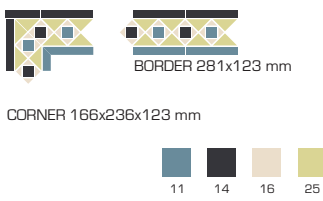
**GENEVA**



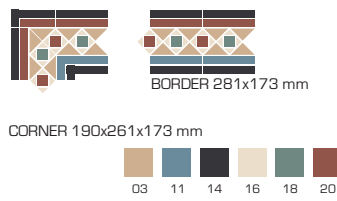
**TOMAR**



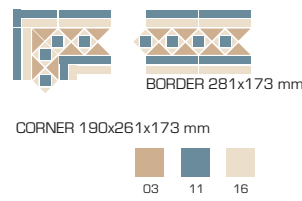
**BALDONNEL with 1 strip**



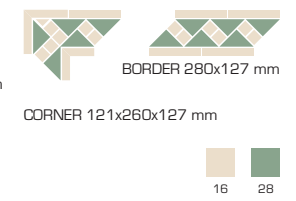
**BALDONNEL with 2 strips**



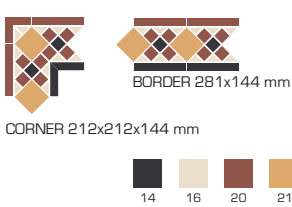
**ROMA**



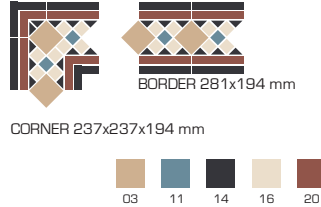
**VENEZIA**



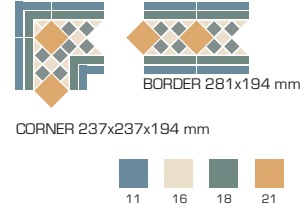
**SOFIA**



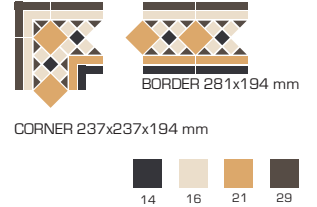
**OXFORD**



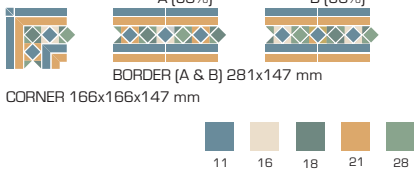
**AMIENS**



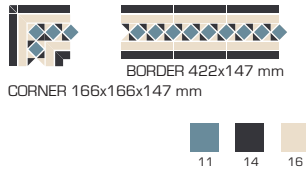
**BRIGHTON**



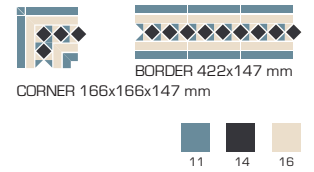
**ABU DHABI**



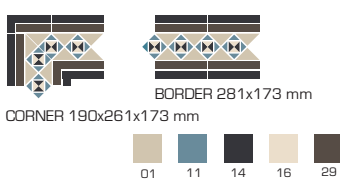
**NOVGOROD**



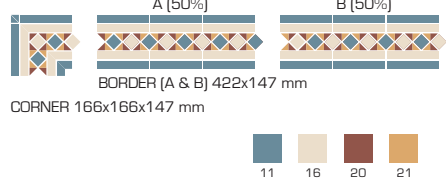
**SAMARA**



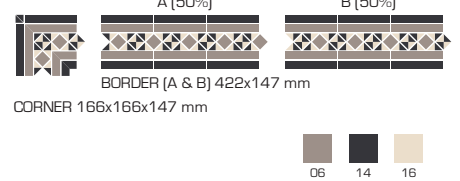
**PARIS**



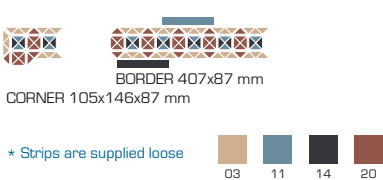
**MOSCOW**



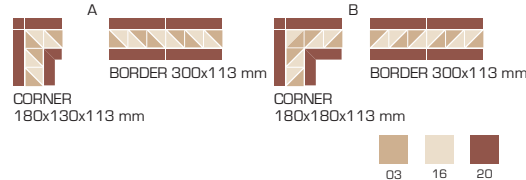
**ROSTOV**



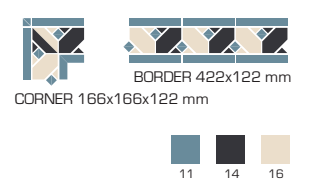
**WESTMINSTER\***



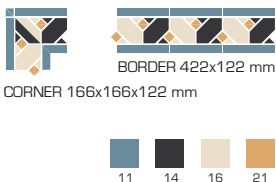
**MALAGA**



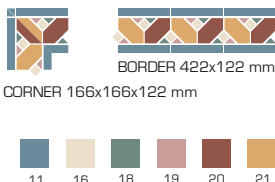
**YORK BLUE**



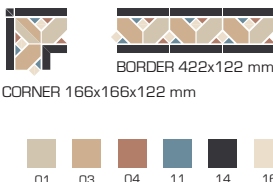
**YORK YELLOW**



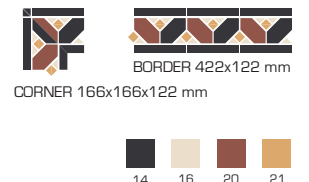
**DUBAI**



**MUSCAT**



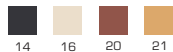
**MANAMA**



**ZURICH**



CORNER 260x260x239 mm  
BORDER (A & B) 422x239 mm



**BASEL**




CORNER 260x260x239 mm  
BORDER 422x239 mm



**BERN**




CORNER 260x260x239 mm  
BORDER 422x239 mm



**GLASGOW**



CORNER 190x331x169 mm  
BORDER 421x169 mm



**EDINBURG**



CORNER 190x331x169 mm  
BORDER 421x169 mm



**RIGA**



CORNER 190x331x169 mm  
BORDER 421x169 mm



**VILNIUS**



CORNER 190x331x169 mm  
BORDER 421x169 mm



**BUDAPEST**



CORNER 191x191x126 mm  
BORDER 280x126 mm



**CUBIC**



CORNER 216x216x151 mm  
BORDER 280x151 mm



**ODESSA 1**



CORNER 216x216x151 mm  
BORDER 280x151 mm



**ODESSA 2**



CORNER 216x216x151 mm  
BORDER 280x151 mm



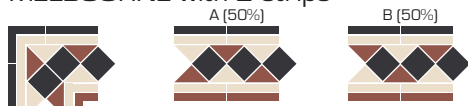
**MELBOURNE with 1 strip**



CORNER 216x216x151 mm  
BORDER 280x151 mm



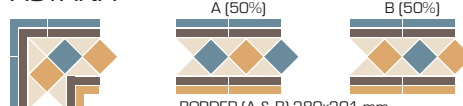
**MELBOURNE with 2 strips**



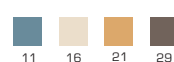
CORNER 240x240x201 mm  
BORDER (A & B) 280x201 mm



**ASTANA**



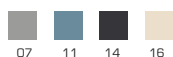
CORNER 240x240x201 mm  
BORDER (A & B) 280x201 mm



**AMSTERDAM**



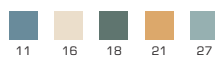
CORNER 240x240x201 mm  
BORDER (A & B) 280x201 mm



**LILLE**



CORNER 240x240x201 mm  
BORDER (A & B) 280x201 mm



**NEWCASTLE**



CORNER 240x240x201 mm  
BORDER 280x201 mm



**DUNDEE**



CORNER 240x240x201 mm  
BORDER 280x201 mm



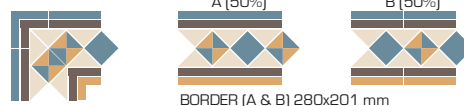
**ORLEANS**



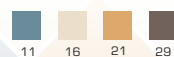
CORNER 240x240x201 mm  
BORDER 280x201 mm



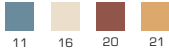
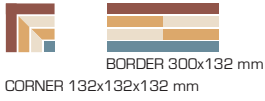
**KIEV**



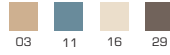
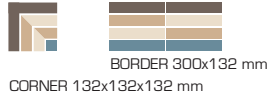
CORNER 240x240x201 mm  
BORDER (A & B) 280x201 mm



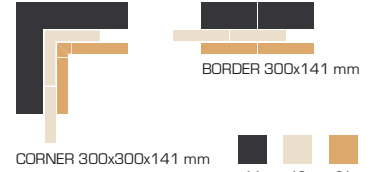
**BAKU**



**BUCHAREST**



**CANNES**



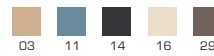
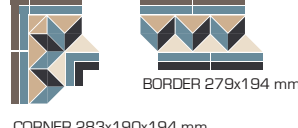
**DOHA**



**MANCHESTER**



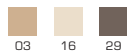
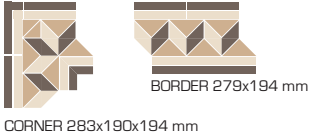
**MINSK**



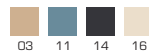
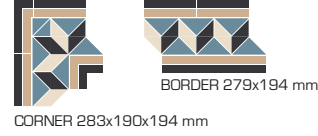
**BRISTOL**



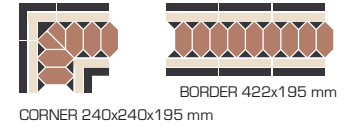
**PRAGUE**




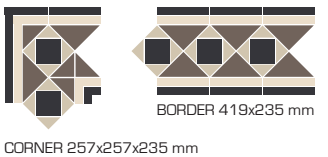
**SWANSEA**



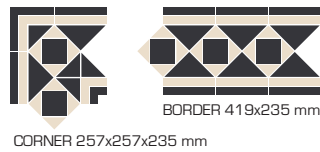
**FLORENCE**



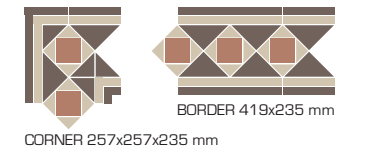
**POZNAN**



**DOVER**



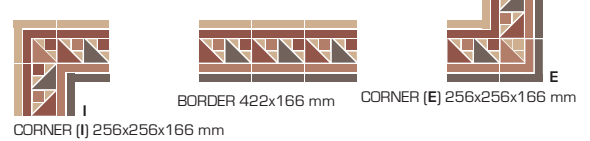
**DERBY**



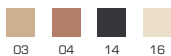
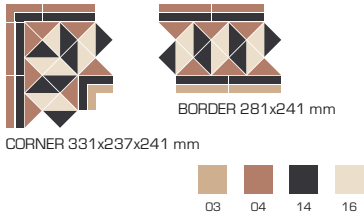
**SIENA**



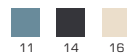
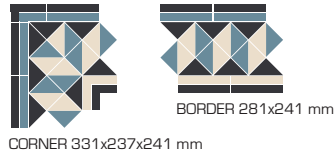
**ISTANBUL**




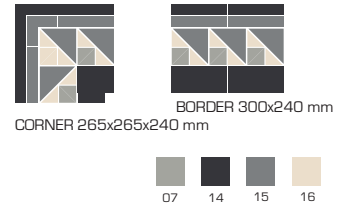
**WINDSOR**



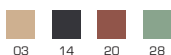
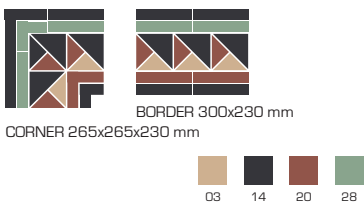
**CHESTER**



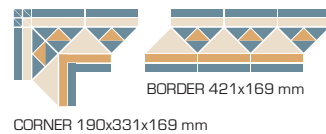
**BIRMINGHAM**



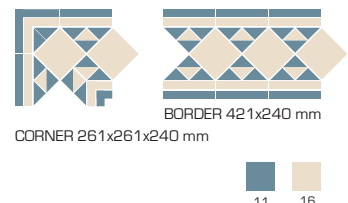
**NIMES**



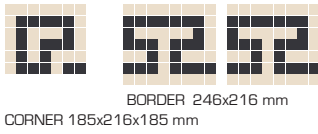
**AUCKLAND**



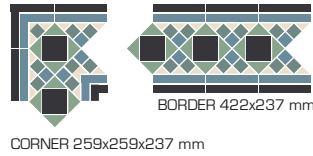
**SYDNEY**



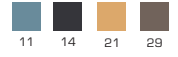
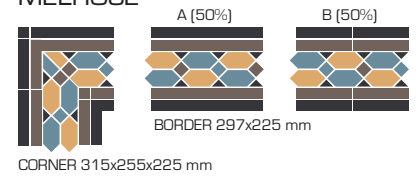
**ATHENS**



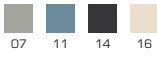
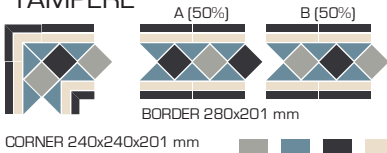
**GREENWICH**



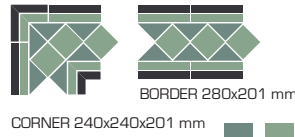
**MELROSE**



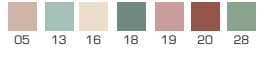
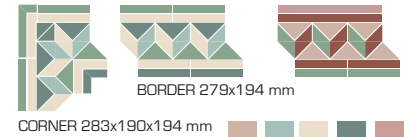
**TAMPERE**



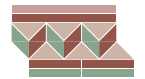
**MELBOURNE**



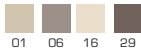
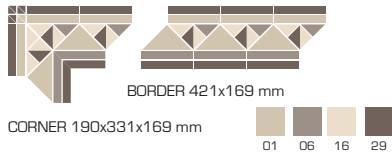
**BERGEN GREEN**



**PINK**





**GOTHENBURG**







**INVER JEDDAH**



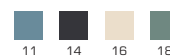
OCT 96x96  
LOZENGE 96x44x52  
DOT 29x29 (3D)  
TR1/4 DOT 20x20  
JOINT 4,0 (mm)




**INVER LONDON**



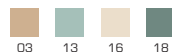
OCT 96x96  
LOZENGE 96x44x52  
DOT 29x29 (3D)  
TR1/4 DOT 20x20  
JOINT 4,0 (mm)





**BELFAST**



OCT 96x96  
LOZENGE 96x44x52  
DOT 29x29 (3D)  
JOINT 4,0 (mm)





**GUILFORD**



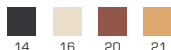
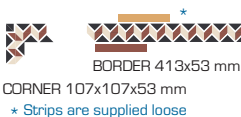
OCT 96x96  
LOZENGE 96x44x52  
DOT 29x29 (3D)  
JOINT 4,0 (mm)



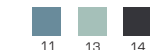
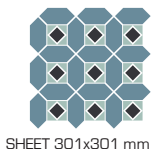
**ESTORIL YELLOW**





LOZENGE 96x44x52  
DOT 29x29 (3D)  
TR1/2 DOT 25x25  
JOINT 4,0 (mm)



**ESTORIL BLUE**



**ESTORIL GREEN**



LOZENGE 96x44x52  
DOT 29x29 (3D)  
TR1/2 DOT 25x25  
JOINT 4,0 (mm)





Private Residence, Moscow - Russia



Alex-Group Restaurant, ECE Frankfurt - Germany



Cults Hotel, Aberdeen - UK



Pub Liberty, Kaliningrad - Russia




Algarve Shopping, Albufeira - Portugal



Private Residence - Finland

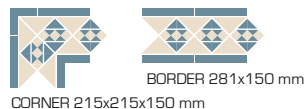
MUNICH 1



SHEET 300x300 mm

96x96  
2TR 64x64  
TR1/2 DOT 25x25  
TR1/4 DOT 20x20

JOINT 4,0 (mm)




CORNER 215x215x150 mm

BORDER 281x150 mm



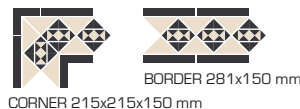
MUNICH 2



SHEET 300x300 mm

96x96  
2TR 64x64  
TR1/2 DOT 25x25  
TR1/4 DOT 20x20

JOINT 4,0 (mm)




CORNER 215x215x150 mm

BORDER 281x150 mm



RICHMOND GREEN



GREEN



SHEET 300x300 mm

96x96  
2TR 64x64

JOINT 4,0 (mm)

PINK

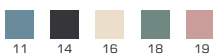


SHEET 300x300 mm




CORNER 400x261x241 mm

BORDER 419x241 mm



RICHMOND BLACK



BLACK



SHEET 300x300 mm

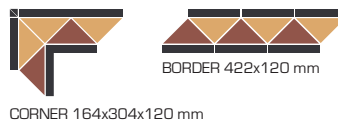
96x96  
2TR 64x64

JOINT 4,0 (mm)

BLUE

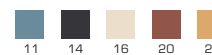


SHEET 300x300 mm




CORNER 164x304x120 mm

BORDER 422x120 mm



AVEIRO



A-1



A-2



A-3

SHEET 300x300 mm

96x96  
2TR 64x64

JOINT 4,0 (mm)




CORNER 236x236x190 mm

BORDER 422x190 mm



CASCAIS



C-1

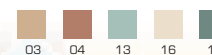


C-2

SHEET 300x300 mm

96x96  
2TR 64x64  
4TR 93x93

JOINT 4,0 (mm)





Private Residence, Dublin - Ireland



Hotel Miramar, Madeira - Portugal





Hotel Narendra Bhawam, Bikaner, Rajasthan - India



Taberna Real, Madrid - Spain


**OCTAGON [4416 OCT 14]**



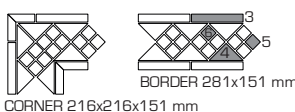
OCT 96x96  
 DOT 29x29 (3D)  
 JOINT 4,0 (mm)



**OCTAGON CUSTOMIZED COMPOSITIONS**




OCT 96x96  
 DOT 29x29 (3D)  
 JOINT 4,0 (mm)

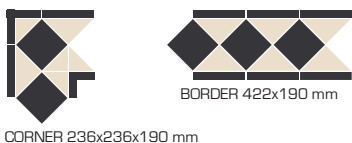


- 1 - check the colours available in octagon 96x96.
- 2 - choose the dot colour.
- 3, 4, 5, 6, 7 - also inform required colours for the other components.



**PORTREE BLACK**



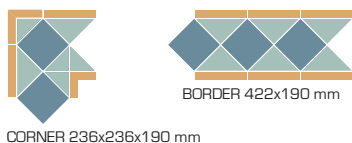
96x96  
 OCT 96x96  
 LOZENGE 96x44x52  
 DOT 29x29 (3D)  
 JOINT 4,0 (mm)




**PORTREE BLUE**



96x96  
 OCT 96x96  
 LOZENGE 96x44x52  
 DOT 29x29 (3D)  
 JOINT 4,0 (mm)




**YORK YELLOW**



OCT 96x96  
 DOT 29x29 (3D)  
 TR1/2 DOT 25x25  
 JOINT 4,0 (mm)



**YORK BLUE**




OCT 96x96  
 DOT 29x29 (3D)  
 TR1/2 DOT 25x25  
 JOINT 4,0 (mm)



VICTORIAN DESIGNS



Private Residence, Moscow - Russia



Kirsons Māja, Lido - Latvia



Singer House, St. Petersburg - Russia



Sinod and Senate Palace, St. Petersburg - Russia




Harat's Irish Pub, Blagoveshchenk - Russia



Private Residence, Moscow - Russia

LAS VEGAS




LA-3  
 LA-1  
 LA-2

SHEET 300x300 mm  
 96x96  
 2TR 64x64  
 4TR 93x93

JOINT 4,0 (mm)

03 04 16 18

NOTTINGHAM



N-1  
 N-2  
 N-3

SHEET 300x300 mm  
 96x96  
 4TR 93x93


JOINT 4,0 (mm)

BORDER 422x120 mm

CORNER 164x304x120 mm

04 14 16 20 21

LISBON




L-3  
 L-2  
 L-1

SHEET 300x300 mm  
 96x96  
 2TR 64x64  
 4TR 93x93

JOINT 4,0 (mm)

11 14 16 20 21

COIMBRA




SHEET 300x300 mm

96x96  
 4TR 93x93

JOINT 4,0 (mm)

03 04 14 16 20 21

MAGIC SHEET



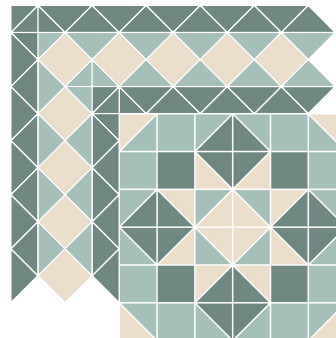
SHEET 300x300 mm

96x96  
 4TR 93x93

JOINT 4,0 (mm)

01 06 29 30

SINTRA



S-1

SHEET 300x300 mm

96x96  
 4TR 93x93

JOINT 4,0 (mm)

S-c  
 S-b

BORDER 429x286 mm

CORNER 359x359x286 mm

13 16 18



La Madrialeña, Madrid - Spain





Pub Britannica, Kaliningrad - Russia



Algarve Shopping, Albufeira - Portugal



ST. SEPULCHRE



SHEET 331x331 mm

4TR 93x93  
5STP 21x137  
TR1/4 DOT 20x20

JOINT 4,0 (mm)




CORNER 79x108x68 mm

BORDER 464x68 mm



TOMAR



SHEET 249x249 mm

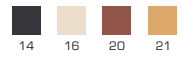
OCT 96x96  
LOZENGE 96x44x52  
DOT 29x29 (3D)  
TR1/2 DOT 25x25

JOINT 4,0 (mm)





CORNER 261x167x151 mm

BORDER 281x151 mm



CUBIC



SHEET 421x142 mm

96x96  
2TR 64x64

JOINT 4,0 (mm)




CORNER 216x216x151 mm

BORDER 280x151 mm



CUBIC YELLOW



SHEET 421x142 mm

96x96  
2TR 64x64

JOINT 4,0 (mm)




BORDER 392x51 mm

\* Strips are supplied loose



DUBLIN



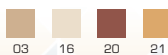
D-1 (50%)

D-2 (50%)


SHEET 247x494 mm

146x146  
6STP 29x146  
DOT 29x29 (3D)  
TR1/2 DOT 25x25  
TR1/4 DOT 20x20

JOINT 4,0 (mm)



MARVILA



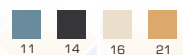
BLUE

YELLOW

SHEET 247x494 mm

146x146  
6STP 29x146  
DOT 29x29 (3D)

JOINT 4,0 (mm)





Restaurant, Warsaw - Poland



Private Residence - Russia

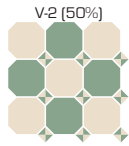




Sinod and Senate Palace, St. Petersburg - Russia



Private Swimming Pool, Aveiro - Portugal

VENEZIA



SHEET 300x300 mm

OCT 96x96  
 TR1/4 DOT 20x20

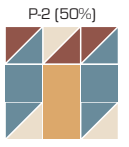
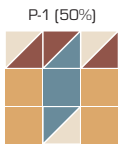

JOINT 4,0 (mm)



BORDER 280x127 mm

CORNER 121x260x127 mm

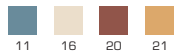
PRISMS




SHEET 300x300 mm

96x96  
 4TR 93x93

JOINT 4,0 (mm)



1



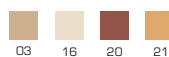
MUMBAI




SHEET 250x250 mm

146x146  
 96x96  
 6STP 29x146


JOINT 4,0 (mm)



2



BALDONNEL



B-1 (50%)

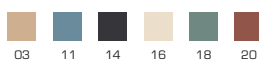


B-2 (50%)

SHEET 300x300 mm

96x96  
 64x64 (6D)  
 2TR 64x64  
 1TR 45x45


JOINT 4,0 (mm)



BORDER 281x173 mm

CORNER 190x261x173 mm

NEW YORK



SHEET 300x300 mm

96x96  
 4TR 93x93

JOINT 4,0 (mm)





Pousada dos Loios, Évora - Portugal



TopCer's Factory, Oiã - Portugal



Private Residence, Dublin - Ireland

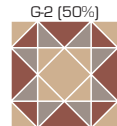
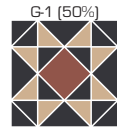



Private Residence, Auckland - New Zealand



Temple & Sons, London - UK

GLASGOW



SHEET 283x283 mm


96x96  
 4TR 93x93  
 2TR 64x64

JOINT 4,0 (mm)




CORNER 190x331x169 mm

BORDER 421x169 mm



MANCHESTER



SHEET 293x293 mm

96x96  
 2TR 64x64  
 1TR 45x45

JOINT 2,5 (mm)




CORNER 283x190x194 mm

BORDER 279x194 mm



EDINBURG



SHEET 300x300 mm

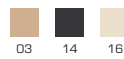
96x96  
 64x64 (6D)  
 4TR 93x93  
 2TR 64x64  
 1TR 45x45

JOINT 4,0 (mm)




CORNER 190x331x169 mm

BORDER 421x169 mm



BRIGHTON



SHEET 300x300 mm

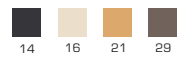
96x96  
 64x64 (6D)  
 4TR 93x93  
 1TR 45x45

JOINT 4,0 (mm)




CORNER 237x237x194 mm

BORDER 281x194 mm



PARIS



SHEET 247x247 mm

OCT 96x96  
 LOZENGE 96x44x52  
 DOT 29x29 (3D)  
 TR1/4 DOT 20x20

JOINT 4,0 (mm)




CORNER 190x261x173 mm

BORDER 281x173 mm



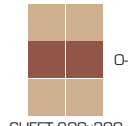
OXFORD



SHEET 300x300 mm  
 96x96, 4TR 93x93  
 2TR 64x64



SHEET 200x200 mm  
 64x64 (6D), 4TR 93x93  
 2TR 64x64, 1TR 45x45



SHEET 200x300 mm  
 96x96

JOINT 4,0 (mm)



CORNER 237x237x194 mm

BORDER 281x194 mm





Hotel Narendra Bhawam, Bikaner, Rajasthan - India



Hotel Narendra Bhawam, Bikaner, Rajasthan - India



Alex Restaurant at Bank, Gutersloh - Germany



Amundsen Bryggeri & Spiseri, Oslo - Norway




Alex Restaurant, Frankfurt - Germany



Auberge de la Jeunesse, Paris - France

MADRID



M-1 (50%)



M-2 (50%)




SHEET 240x480 mm

146x146  
 6STP 29x146  
 TR1/2 DOT 25x25  
 TR1/4 DOT 20x20

JOINT 2,0 (mm)



PAMPLONA



SHEET 181x363 mm

146x146  
 DOT 29x29 (3D)  
 6STP 29x146

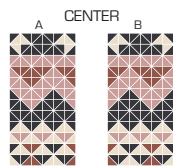
JOINT 4,0 (mm)



ST. PETERSBURG



TOPS  
 SHEET 350x58 mm



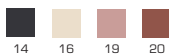
EACH SHEET 175x350 mm




SHEET 204x234 mm

TR1/2 DOT 25x25

JOINT 2,0 (mm)



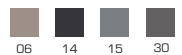
TORONTO




SHEET 241x481 mm

96x96  
 5STP 21x137  
 4TR 93x93

JOINT 4,0 (mm)



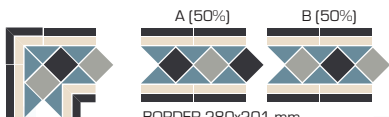
TAMPERE



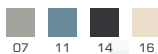
SHEET 300x300 mm

96x96  
 4TR 93x93  
 2TR 64x64

JOINT 4,0 (mm)

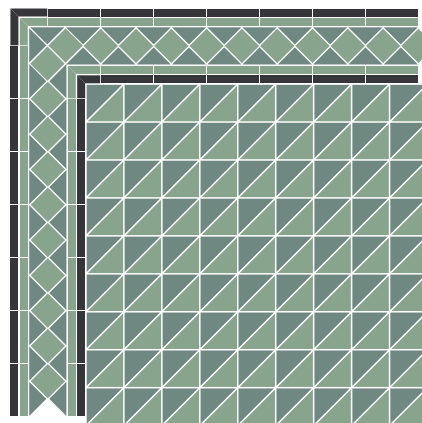


BORDER 280x201 mm



CORNER 240x240x201 mm

MELBOURNE



SHEET 300x300 mm

4TR 93x93

JOINT 4,0 (mm)



BORDER 280x201 mm



CORNER 240x240x201 mm



Brasserie Coup D'état, Paris - France



Private Residence - Finland



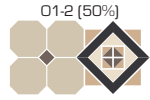
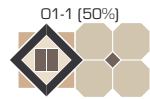

Restaurant Midi à sa porte, Reims - France



Castanheira de Pêra - Portugal



ODESSA 1



SHEET 350x199 mm

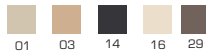
(AREA 0,06m<sup>2</sup>)  
 OCT 96x96  
 DOT 29x29 (3D)  
 1TR 45x45  
 TR1/2 DOT 25x25  
 5STP 21x137

JOINT 4,0 (mm)

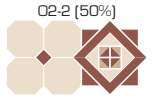
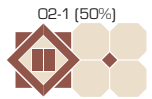



CORNER 216x216x151 mm

BORDER 280x151 mm



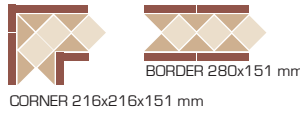
ODESSA 2



SHEET 350x199 mm

(AREA 0,06m<sup>2</sup>)  
 OCT 96x96  
 DOT 29x29 (3D)  
 1TR 45x45  
 TR1/2 DOT 25x25  
 5STP 21x137

JOINT 4,0 (mm)




CORNER 216x216x151 mm

BORDER 280x151 mm



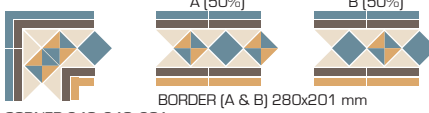
KIEV



SHEET 295x295 mm

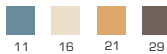
64x64 (6D)  
 DOT 29x29 (3D)  
 TR1/2 DOT 25x25  
 TR1/4 DOT 20x20  
 LOZENG 96x44x52

JOINT 4,0 (mm)

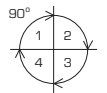



CORNER 240x240x201 mm

BORDER (A & B) 280x201 mm



KHARKOV



SHEET 300x300 mm

4TR 93x93

JOINT 4,0 (mm)




CORNER 154x123x123 mm

BORDER 431x123 mm JOINT 2,0 (mm)



RIGA



SHEET 300x300 mm

4TR 93x93  
 2TR 64x64  
 1TR 45x45

JOINT 4,0 (mm)




CORNER 190x331x169 mm

BORDER 421x169 mm



VILNIUS



SHEET 300x300 mm

4TR 93x93  
 2TR 64x64  
 1TR 45x45

JOINT 4,0 (mm)



CORNER 190x331x169 mm

BORDER 421x169 mm





Brasserie La Bombe, Paris - France




Restaurant Manger, Paris - France



Brasserie La Terrasse des Archives, Paris - France

**MINSK**



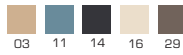
SHEET 300x300 mm

4TR 93x93  
 2TR 64x64

JOINT 4,0 (mm)



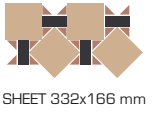

96x96  
 \*Supplied loose



CORNER 283x190x194 mm

BORDER 279x194 mm

**TALLINN**



SHEET 332x166 mm

96x96  
 TR1 / 2D DOT 25x25  
 6STP (S)

JOINT 4,0 (mm)




CORNER 166x166x147 mm

BORDER 422x147 mm



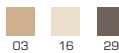
**PRAGUE**



SHEET 300x300 mm

4TR 93x93  
 2TR 64x64  
 1TR 45x45

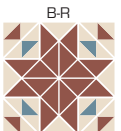

JOINT 4,0 (mm)



CORNER 283x190x194 mm

BORDER 279x194 mm


**BAKU**



B-R



B-Y

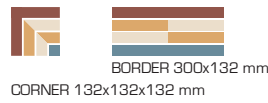


B-B

SHEET 298x298 mm

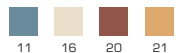
2TR 64x64  
 1TR 45x45

JOINT 4,0 (mm)




CORNER 132x132x132 mm

BORDER 300x132 mm



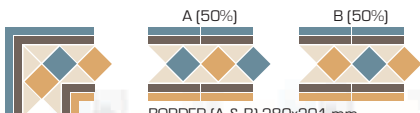
**ASTANA**



SHEET 298x298 mm

2TR 64x64  
 1TR 45x45

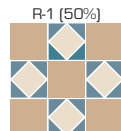

JOINT 4,0 (mm)



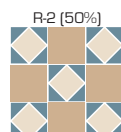
CORNER 240x240x201 mm

BORDER (A & B) 280x201 mm

**ROMA**



R-1 (50%)



R-2 (50%)

SHEET 300x300 mm

96x96  
 64x64 (6D)  
 1TR 45x45

JOINT 4,0 (mm)



CORNER 190x261x173 mm

BORDER 281x173 mm





Private Residence - Russia

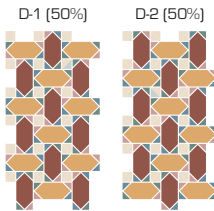



Private Residence, Moscow - Russia



Private Residence, Moscow - Russia

DUBAI



SHEET 447x224 mm

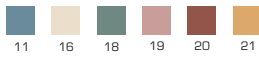
LOZENGE 96x44x52  
 TR1/2 DOT 25x25  
 TR1/4 DOT 20x20

JOINT 2.0 (mm)

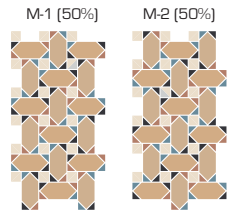
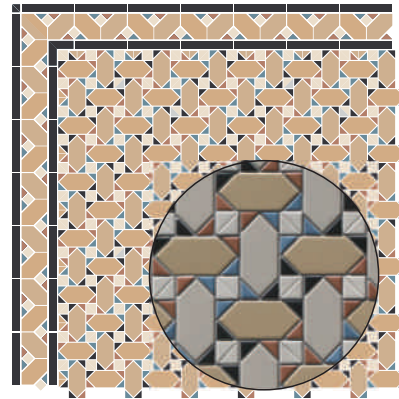


CORNER 166x166x122 mm

BORDER 422x122 mm



MUSCAT



SHEET 447x224 mm

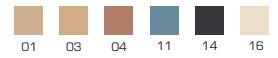
LOZENGE 96x44x52  
 TR1/2 DOT 25x25  
 TR1/4 DOT 20x20

JOINT 2.0 (mm)




CORNER 166x166x122 mm

BORDER 422x122 mm



MANAMA



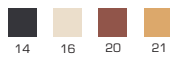
SHEET 296x296 mm

LOZENGE 96x44x52  
 1TR 45x45  
 64x64 (6D)




CORNER 166x166x122 mm

BORDER 422x122 mm



DOHA



SHEET 293x293 mm

LOZENGE 96x44x52  
 1TR 45x45





CORNER 259x166x147 mm

BORDER 279x147 mm

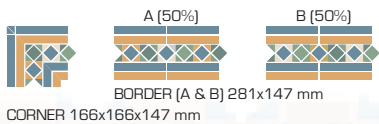


ABU DHABI



SHEET 296x296 mm

LOZENGE 96x44x52  
 1TR 45x45  
 TR1/2 DOT 25x25  
 DOT 29x29 (3D)

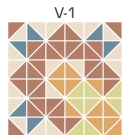



CORNER 166x166x147 mm

BORDER (A & B) 281x147 mm




VIENNA



SHEET 303x303 mm

1TR 45x45


JOINT 3.0 (mm)



SHEET 303x303 mm SHEET 303x303 mm



**AMSTERDAM**



A-1 (50%)



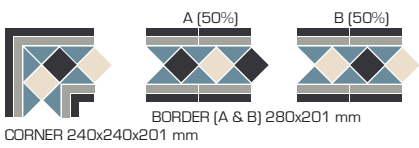
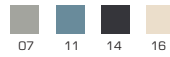
A-2 (50%)



SHEET 300x300 mm

96x96  
 4TR 93x93


JOINT 4,0 (mm)



CORNER 240x240x201 mm

A (50%) B (50%)  
 BORDER (A & B) 280x201 mm

**BRATISLAVA**



B-1 (50%)

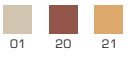


B-2 (50%)

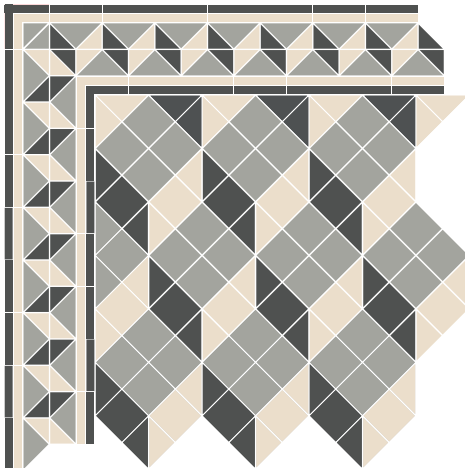
SHEET 188x375 mm

4TR 93x93  
 5STP 21x137

JOINT 3,0 (mm)



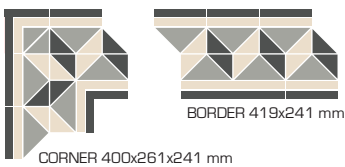
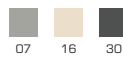
**BRUSSELS**



SHEET 300x300 mm  
 (AREA 0,08m<sup>2</sup>)

96x96  
 4TR 93x93


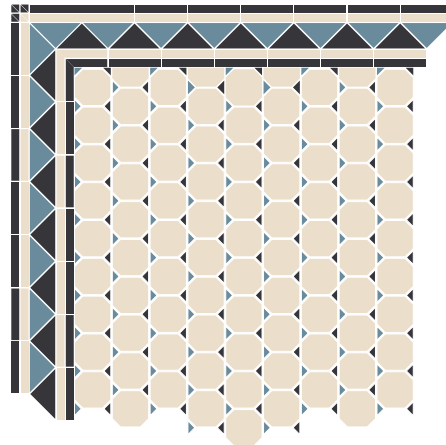
JOINT 4,0 (mm)



CORNER 400x261x241 mm

BORDER 419x241 mm

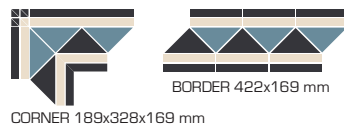
**HONG KONG**



SHEET 300x300 mm

OCT 96x96  
 TR1/2 DOT 25x25



JOINT 4,0 (mm)



CORNER 189x328x169 mm

BORDER 422x169 mm

**GENEVA**



SHEET 303x303 mm

1TR 45x45

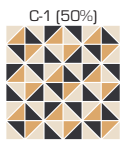

JOINT 3,0 (mm)




CORNER 165x305x120 mm

BORDER 420x120 mm

**CANNES**



C-1 (50%)




C-2 (50%)

SHEET 303x303 mm

1TR 45x45

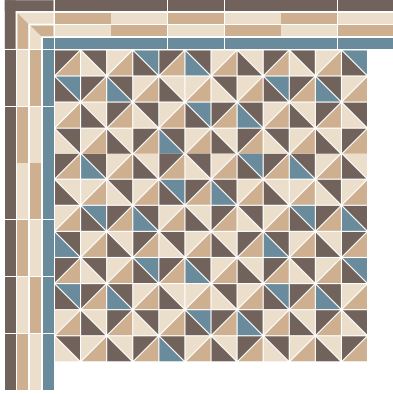
JOINT 3,0 (mm)



CORNER 300x300x141 mm

BORDER 300x141 mm

**BUCHAREST**



B-1 (50%)



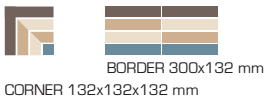
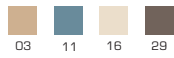
B-2 (50%)




SHEET 276x276mm

2TR 64x64

JOINT 3,0 (mm)



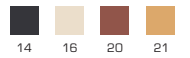
**SOFIA**




SHEET 276x276mm

2TR 64x64

JOINT 3,0 (mm)



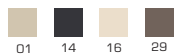
**POZNAN**



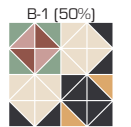

SHEET 276x276mm

2TR 64x64

JOINT 3,0 (mm)



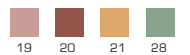
**BUDAPEST**



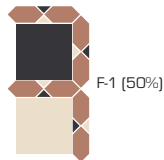
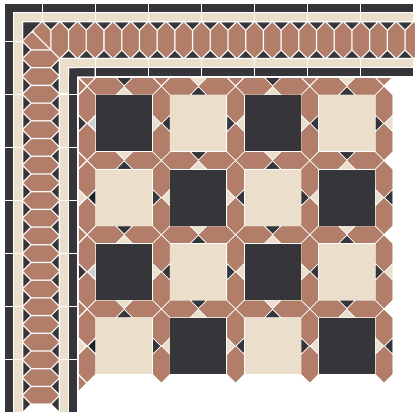
SHEET 276x276mm

2TR 64x64

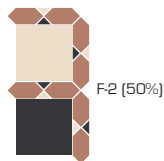
JOINT 3,0 (mm)



**FLORENCE**



F-1 (50%)

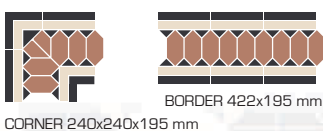


F-2 (50%)

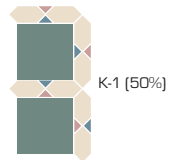
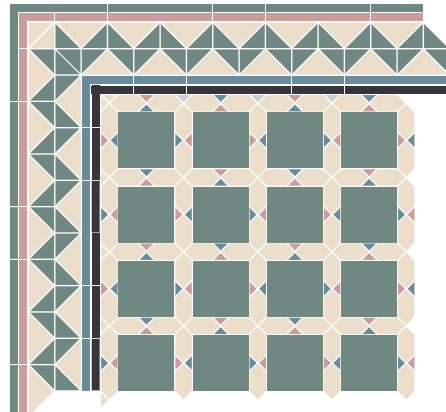
SHEET 393x196mm

146x146  
 LOZENGE 96x44x52  
 TR1/2 DOT 25x25

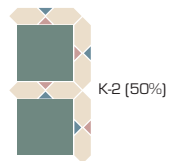
JOINT 3,5 (mm)



**KALININGRAD**



K-1 (50%)




K-2 (50%)



SHEET 393x196mm

146x146  
 LOZENGE 96x44x52  
 TR1/2 DOT 25x25

JOINT 3,5 (mm)



SIENA



SHEET 280x280 mm

1TR 45x45  
5STP (S)

JOINT 2,0 (mm)



CORNER (I) 256x256x166 mm



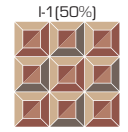

BORDER 422x166 mm




CORNER (E) 256x256x166 mm



ISTANBUL



I-1(50%)



I-2(50%)

SHEET 280x280 mm

1TR 45x45  
5STP (S)

JOINT 2,0 (mm)



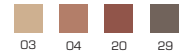
CORNER (I) 256x256x166 mm





BORDER 422x166 mm



CORNER (E) 256x256x166 mm



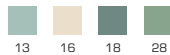
INVERNESS





SHEET 336x336 mm

2TR 64x64  
5STP (S)

JOINT 2,0 (mm)



CORNWALL




SHEET 336x336 mm

2TR 64x64  
5STP (S)


JOINT 2,0 (mm)



WINDSOR



W-1(50%)



W-2(50%)

SHEET 336x336 mm

2TR 64x64  
5STP (S)  
64x64 (6D)

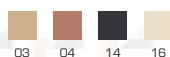
JOINT 2,0 (mm)



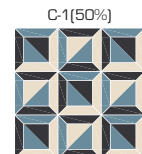

CORNER 331x237x241 mm



BORDER 281x241 mm



CHESTER



C-1(50%)



C-2(50%)

SHEET 336x336 mm

2TR 64x64  
5STP (S)

JOINT 2,0 (mm)



CORNER 331x237x241 mm



BORDER 281x241 mm



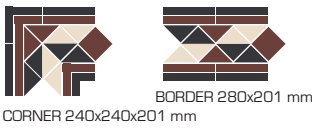


**NEWCASTLE**

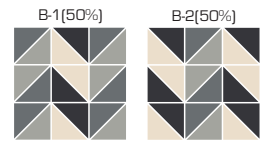



SHEET 300x300 mm

4TR 93x93  
 96x96  
 JOINT 4,0 (mm)

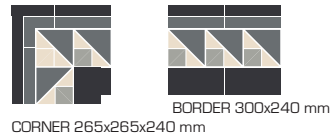
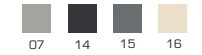


**BIRMINGHAM**




SHEET 300x300 mm

4TR 93x93  
 JOINT 4,0 (mm)

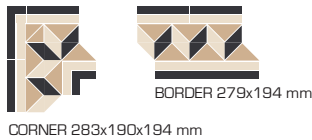


**BRISTOL**




SHEET 300x300 mm

96x96  
 4TR 93x93  
 JOINT 4,0 (mm)



**LEEDS**




SHEET 300x300 mm

4TR 93x93  
 JOINT 4,0 (mm)



**NEWPORT**



180°




SHEET 400x200 mm

96x96  
 4TR 93x93  
 JOINT 4,0 (mm)




**DUNDEE**



SHEET 300x300 mm

96x96  
 2TR 64x64  
 JOINT 4,0 (mm)



**NIMES**

SHEET 300x300 mm

64x64 (6D)  
4TR 93x93  
2TR 64x64  
1TR 45x45

JOINT 4,0 (mm)

CORNER 265x265x230 mm

BORDER 300x230 mm

03 14 20 28

**EVORA**

SHEET 300x300 mm

4TR 93x93  
1TR 45x45

JOINT 4,0 (mm)

06 14 16 20 21 29

**LILLE**

L

SHEET 350x199 mm  
(AREA 0,06m<sup>2</sup>)

OCT 96x96  
DOT 29x29 (3D)  
64x64 (6D)  
2TR 64x64  
1TR 45x45

JOINT 4,0 (mm)

A (50%) B (50%)

BORDER (A & B) 280x201 mm

CORNER 240x240x201 mm

11 16 18 21 27

**AMIENS**

A

SHEET 350x199 mm  
(AREA 0,06m<sup>2</sup>)

OCT 96x96  
DOT 29x29 (3D)  
2TR 64x64  
1TR 45x45  
TR1/2 DOT 25x25  
TR1/4 DOT 20x20

JOINT 4,0 (mm)

BORDER 281x194 mm

CORNER 237x237x194 mm

11 16 18 21 27

**ORLEANS**

L (50%)

SHEET 350x199 mm  
(AREA 0,06m<sup>2</sup>)

A (50%)

SHEET 350x199 mm  
(AREA 0,06m<sup>2</sup>)

OCT 96x96  
DOT 29x29 (3D)  
2TR 64x64  
1TR 45x45  
TR1/2 DOT 25x25  
TR1/4 DOT 20x20

JOINT 4,0 (mm)

BORDER 280x201 mm

CORNER 240x240x201 mm

11 16 18 21 27

**AUCKLAND**

SHEET 389x195 mm

LOZENGE 96x44x52  
1TR 45x45  
TR1/2 DOT 25x25


JOINT 4,0 (mm)

BORDER 421x169 mm

CORNER 190x331x169 mm

11 16 21

**SYDNEY**



SHEET 389x195 mm

OCT 96x96  
 LOZENGE 96x44x52  
 DOT 29x29 (3D)  
 6STP (S)

JOINT 4,0 (mm)




CORNER 261x261x240 mm



BORDER 421x240 mm

**BRUGES**



B-1

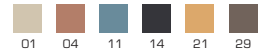


B-2


SHEET 389x195 mm

LOZENGE 96x44x52  
 1TR 45x45  
 TR1/2 DOT 25x25

JOINT 4,0 (mm)



**MONACO**




SHEET 212x212 mm

96x96  
 2TR 64x64  
 TR1/4 DOT 20x20  
 5STP 21x137

JOINT 3,0 (mm)



**NICE**



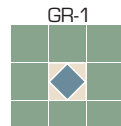
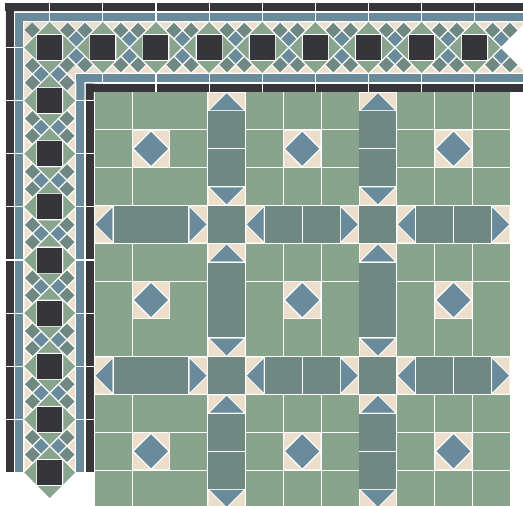
SHEET 424x212 mm

96x96  
 2TR 64x64  
 TR1/4 DOT 20x20  
 5STP 21x137

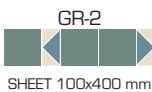
JOINT 3,0 (mm)



**GREENWICH**



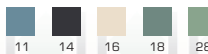
SHEET 300x300 mm




SHEET 100x400 mm

96x96  
 64x64 (6D)  
 2TR 64x64  
 1TR 45x45

JOINT 4,0 (mm)



**STOCKHOLM**



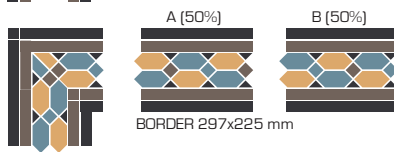
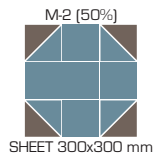
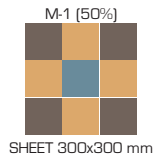
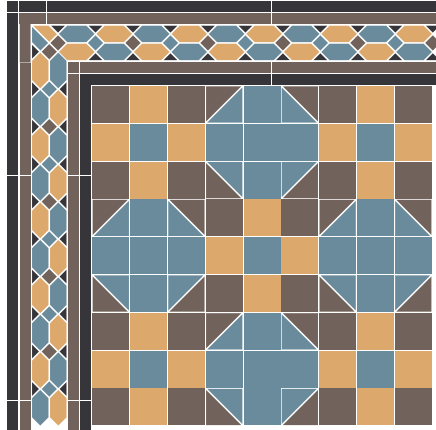
SHEET 328x328 mm

96x96  
 2TR 64x64  
 TR1/4 DOT 20x20  
 5STP 21x137

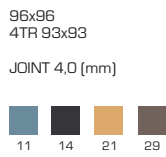
JOINT 3,5 (mm)



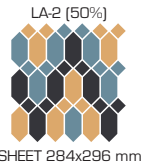
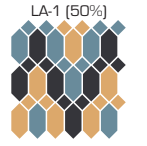

**MELROSE**



CORNER 315x255x225 mm



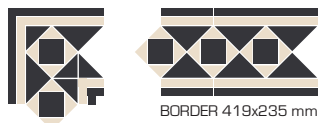
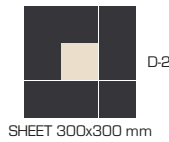


**LOS ANGELES**



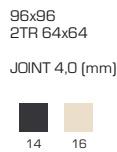
LOZENGE 96x44x52  
 DOT 29x29 (3D)  
 JOINT 4,0 (mm)





**DOVER**



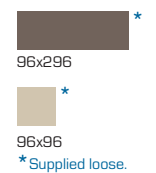
CORNER 257x257x235 mm



**DERBY**





96x96  
 2TR 64x64  
 JOINT 4,0 (mm)



CORNER 257x257x235 mm

**SWANSEA**



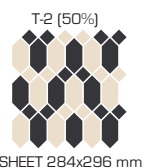
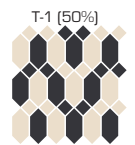

96x96  
 2TR 64x64  
 1TR 45x45  
 JOINT 2,5 (mm)



CORNER 283x190x194 mm




**TURIN**




LOZENGE 96x44x52  
 DOT 29x29 (3D)  
 JOINT 4,0 (mm)



BERGEN



PINK



SHEET 295x295 mm

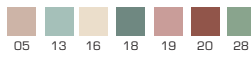
GREEN



SHEET 295x295 mm

LOZENGE 96x44x52  
DOT 29x29 (3D)  
TR1/2DOT 25x25


JOINT 4,0 (mm)



CORNER 283x190x194 mm

BORDER 279x194 mm

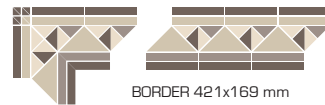
GOTHENBURG



SHEET 295x295 mm

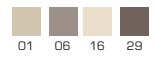
LOZENGE 96x44x52  
DOT 29x29 (3D)  
TR1/2DOT 25x25

JOINT 4,0 (mm)





CORNER 190x331x169 mm

BORDER 421x169 mm



MIAMI



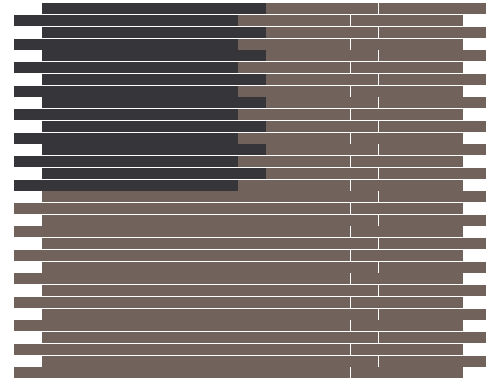
SHEET 300x300 mm

6STP 29x146

JOINT 4,0 (mm)



HELSINKI




SHEET 297x249 mm  
(AREA 0,0739m<sup>2</sup>)

6STP 29x146

JOINT 2,5 (mm)



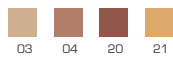
MALMO




SHEET 420x175 mm  
(AREA 0,0736m<sup>2</sup>)

6STP 29x146

JOINT 2,5 (mm)



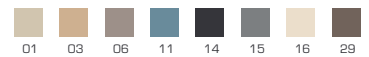
ODENSE




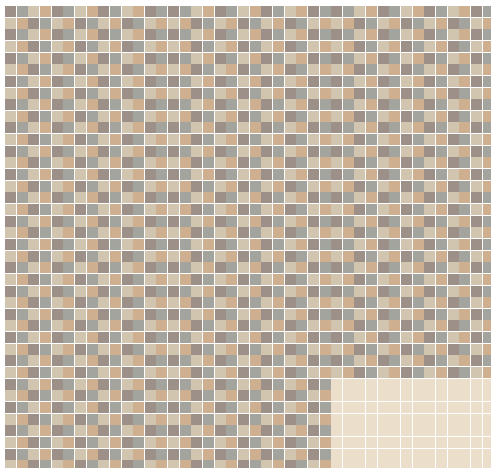
SHEET 277x277 mm

5STP 21x137

JOINT 2,0 (mm)



GRANADA



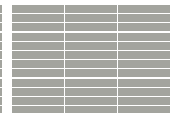
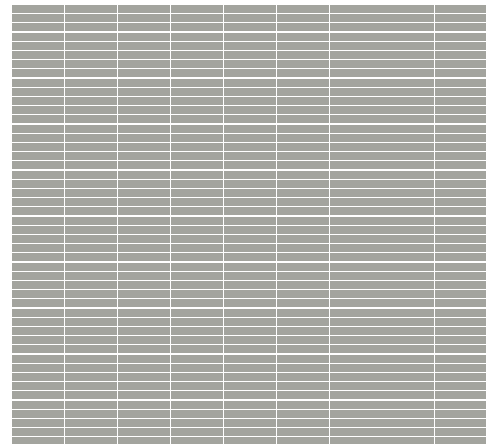
SHEET 431x246 mm

DOT 29x29 (3D)

JOINT 2,0 (mm)



BARCELONA



SHEET 419x292 mm

5STP 21x137

JOINT 3,0 (mm)





World Financial Center, NY - USA



Paul, Tower 42, London - UK




Hewing Boutique Hotel, Minneapolis - USA



Private Residence - Finland

**WEAVE 6 STP**




SHEET 240x240 mm  
 (AREA 0,0576m<sup>2</sup>)

6STP 29x146  
 TR1/2DOT 25x25

JOINT 2,0 (mm)



**WEAVE 5 STP**




SHEET 216x216 mm  
 (AREA 0,0466m<sup>2</sup>)

5STP 21x137  
 DOT 29x29 (3D)

JOINT 4,0 (mm)



**ALASKA**



SHEET 300x346 mm

**ANCHORAGE**




SHEET 300x346 mm

6STP 29x146  
 5STP 21x137

JOINT 4,0 (mm)




**OSLO**



SHEET 300x315 mm  
 (AREA 0,0945m<sup>2</sup>)

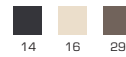
**OSLO 1**




SHEET 300x315 mm  
 (AREA 0,0945m<sup>2</sup>)

71x146  
 6STP 29x146

JOINT 4,0 (mm)




**VANCOUVER**




SHEET 395x204 mm  
 (AREA 0,0806m<sup>2</sup>)

5STP 21x137

JOINT 3,0 (mm)



**VALENCIA**



SHEET 295x295 mm  
 (AREA 0,0870m<sup>2</sup>)

64x64 (6D)  
 DOT 29x29 (3D)


JOINT 3,0 (mm)





LOZENGES ON MESH

HOLLYWOOD




SHEET 284x305 mm  
 (AREA 0,08662m<sup>2</sup>)

LOZENGE 96x44x52

JOINT 4,0 (mm)



SAN FRANCISCO




SHEET 284x305 mm  
 (AREA 0,08662m<sup>2</sup>)

LOZENGE 96x44x52

JOINT 4,0 (mm)



SAN DIEGO




SHEET 284x305 mm  
 (AREA 0,08662m<sup>2</sup>)

LOZENGE 96x44x52

JOINT 4,0 (mm)



SEATTLE




SHEET 284x305 mm  
 (AREA 0,08662m<sup>2</sup>)

LOZENGE 96x44x52

JOINT 4,0 (mm)



PORTLAND



P-07

SHEET 284x305 mm  
 (AREA 0,08662m<sup>2</sup>)




P-14

SHEET 284x305 mm  
 (AREA 0,08662m<sup>2</sup>)


LOZENGE 96x44x52

JOINT 4,0 (mm)



P-15

SHEET 284x305 mm  
 (AREA 0,08662m<sup>2</sup>)



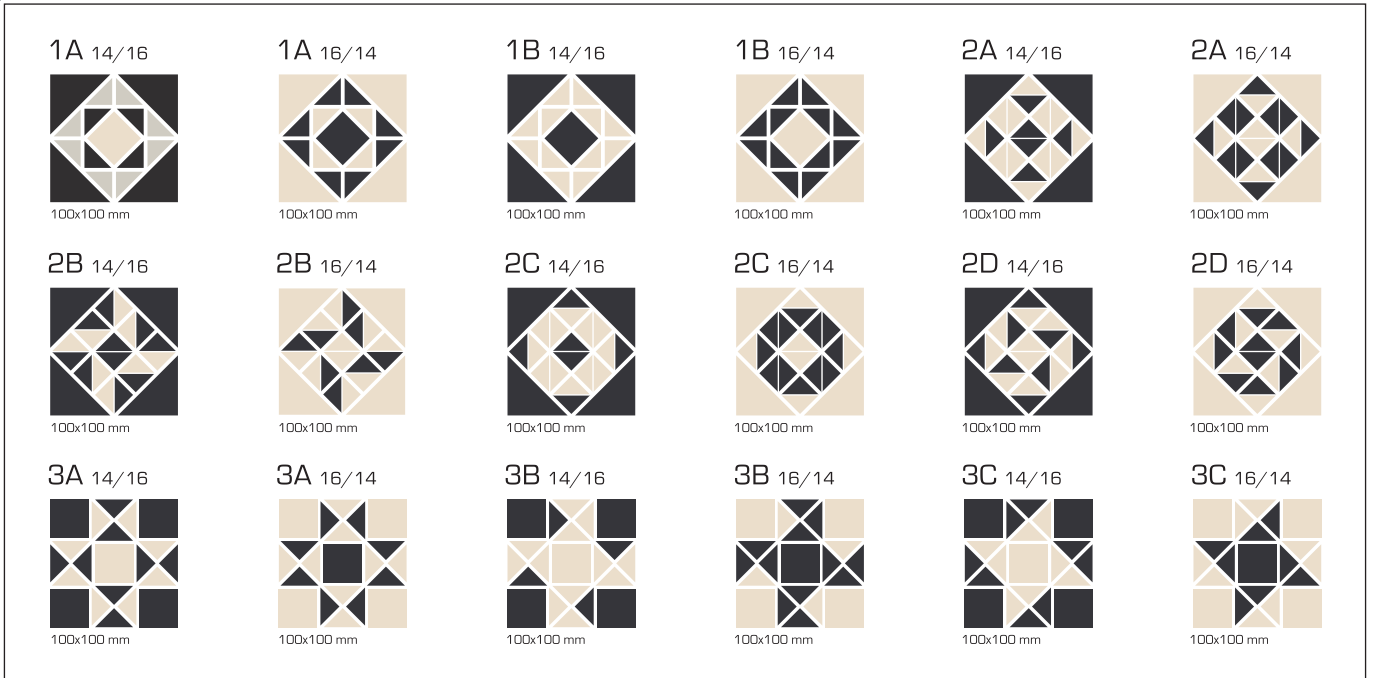
P-16

SHEET 284x305 mm  
 (AREA 0,08662m<sup>2</sup>)


LOZENGE 96x44x52

JOINT 4,0 (mm)





Eurovite showroom, Ede - Netherlands



Examples of uses



School, Antwerpen - Belgium




Nando's, Colchester - UK



Velskolan, Leirikeskus - Finland



World Food Restaurant, Heathrow Terminal 2 - UK

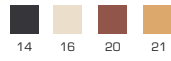


**DAMAN**



LOZ 50x100x57

SHEET 206x206 mm



14


16

20

21



HEX 10x10 \*



**DIU**



LOZ 50x100x57

SHEET 206x206 mm




20

21



HEX 10x10 \*

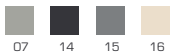


**MALACA**



HEX 10x10  
1/2 HEX 115x50x57  
LOZ 50x100x57  
TR57EG

SHEET 309x309 mm



07


14

15

16



HEX 10x10 \*




**TIMOR**



HEX 10x10  
LOZ 50x100x57  
TR57EG

SHEET 309x309 mm




14

16

21



HEX 10x10 \*



**MACAU**



1/2 HEX 115x50x57  
LOZ 50x100x57

SHEET 309x309 mm



11

14


16

20

21



HEX 10x10 \*



**GOA**



LOZ 50x100x57

SHEET 206x206 mm




07

14



HEX 10x10 \*

LOZ 50x100x57 \*  
\* Supplied loose



**PANJIM**



LOZ 50x100x57

SHEET 206x206 mm



20

21



HEX 10x10 \*

LOZ 50x100x57 \*  
\* Supplied loose

\* Hexagons 10x10 [100x115x57] are supplied loose (1 carton = 100 pieces = 0,92m2) with advisable laying joint of 3 mm.



Private Residence, Moscow - Russia



Aida Blu Cruiser Ships



Chocolate Café, St. Petersburg - Russia



Grand Café Den Tegeleir - Belgium



The Liffey Restaurant, Minnesota - USA



The Thirsty Bull Pub, Tyrrelstown, Dublin - Ireland



Restaurant Vertigo, Nyack, New York - USA



Irish Pub Dirty Nelly's, Halifax - Canada



Diebels, Wuppertal - Germany



Brasserie Coup D'état, Paris - France



The Penny Hill Lounge, Dublin - Ireland



El Principal Cafeteria, La Coruña - Spain



Bistrot Quai - France





Singer House, St. Petersburg - Russia



Google Headquarters - Singapore



Latvijas Banka - Latvia



Private Residence - UK



TopCer's Factory, Oia - Portugal





Fruehauf - Germany



Alex Restaurant, Frankfurt - Germany



Pestana Palms, Madeira - Portugal



Alex Restaurant, Karlsruhe - Germany



Sinod and Senate Palace, St. Petersburg - Russia



Oliver Gold Smith (The Trinity Arch Hotel) - Ireland



Irkutsk



Rostov-on-Don



St. Petersburg



Ukhta



Nizhny Novgorod



Samara

# CONTEMPORANEOUS SERIES



Cabrillo Boulevard, Santa Barbara, CA - USA



Indústria de Cerâmica, S.A.

[www.topcer.com](http://www.topcer.com)

#### EXPORT OFFICE:

Largo da Estação, 8 - 2<sup>o</sup> Fte - 2750-340 Cascais • Portugal  
Tel. +351 214 844 788/9 - Fax +351 214 841 091  
Email: [LX@topcer.com](mailto:LX@topcer.com)

#### FACTORY:

Rua do Monte Grande 10,  
Zona Industrial de OIã - 3770-068 OIã • Portugal  
Tel. +351 234 722 395 - Fax +351 234 722 397  
Email: [av@topcer.com](mailto:av@topcer.com)

COMPETE  
2020

PORTUGAL  
2020

