

# LE REVERSE

STONE PROJECT



  
**KRONOS**  
CERAMICHE

# LE REVERSE

STONE PROJECT

# LE REVERSE

## STONE PROJECT

LE REVERSE NASCE DALLO STUDIO DELL'ELEMENTO NATURALE CON L'OBIETTIVO DI SCOPRIRE LA DUPLICE ANIMA DELLA PIETRA. IL SUO ASPETTO PRIMORDIALE, ANTICO E CONSUMATO DALLO SCORRERE DEL TEMPO, SI RISPECCHIA NELLA SUPERFICIE ANTIQUE. IL SUO LATO PIÙ INTIMO E NASCOSTO, SVELATO DAL TAGLIO DELLA LASTRA, HA RIVELATO UN'ATTITUDINE DI SOBRIA ELEGANZA, PORTANDO ALLA CREAZIONE DELLA SUPERFICIE ELEGANCE.

LE REVERSE VIENT DE L'ÉTUDE DE L'ÉLÉMENT NATUREL DANS LE BUT DE DÉCOUVRIR LA DOUBLE ÂME DE LA PIERRE. L'ASPECT PRIMORDIAL DE LA SURFACE, ANCIEN ET CONSOMMÉ PAR LE TEMPS, SE REFLÈTE DANS LA SURFACE ANTIQUE. LA DÉCOUPE AU MILIEU DE LA DALLE A RÉVÉLÉ LA CÔTÉ PLUS INTIME ET CACHÉ DE LA PIERRE EN NOUS CONDUISANT À LA CRÉATION DE LA SURFACE ELEGANCE

LE REVERSE BORN FROM THE STUDY OF A NATURAL ELEMENT WITH THE AIM TO DISCOVER THE DUAL SOUL OF THE STONE. ITS ANCIENT ASPECT GIVEN BY THE CONSUMPTION GENERATED BY TRAMPLING OVER TIME, IS REPRESENTED BY THE ANTIQUE SURFACE. FROM THE CUT OF THE STONE, THE MOST INTIMATE AND HIDDEN PART WAS DISCOVERED, REVEALING A SOBER REFINEMENT, THIS LED TO THE CREATION OF THE ELEGANCE SURFACE.

LE REVERSE STAMMT AUS DEM STUDIUM DES NATÜRLICHEN ELEMENTS MIT DEM ZIEL, DIE ZWEISEITIGE SEELE DES STEINS ZU ENTDECKEN. SEIN URALTER UND IM LAUFE DER ZEIT ABGENUTZTER ASPEKT SPIEGELT SICH IN DER ANTIQUE OBERFLÄCHE WIDER. SEINE INTIMERE UND VERBORGENERE SEITE, DIE SICH DURCH DEN NEUEN SCHNITT DER PLATTE ERSCHEINT, ZEIGT EINE MODERNE ELEGANZ, DIE ZUR VERSION ELEGANCE FÜHRTE.





## ELEGANCE



## ANTIQUE



## CARVED



UN STUDIO PIÙ APPROFONDITO DELLA MATERICITÀ DELLA PIETRA HA DATO ORIGINE AD UNA TERZA VARIANTE: LA SUPERFICIE CARVED. UN RICHIAMO ALLE LAVORAZIONI SUPERFICIALI DEL MATERIALE CON IL SUO EFFETTO BOCCIARDATO CHE NE HA ESALTATO LA STRUTTURA. ABBINABILE ALLE SUPERFICI ELEGANCE ED ANTIQUE ED UNICA DELLA SERIE CON CARATTERISTICHE ANTISCIVOLO.

A MOST DEEPLY STUDY OF THE CONTENT OF THE STONE HAS GIVEN A THIRD DIVERSIFICATION : THE CARVED SURFACE A STRONGLY SURFACE PROCEEDING OF THE MATERIAL WITH ITS BUSH HAMMERED ASPECT HAS ENHANCED THE STRUCTURE IT CAN BE COMBINED WITH BOTH SURFACES ELEGANCE AND ANTIQUE WITH ANTI-SLIP FEATURES.

UNE ÉTUDE PLUS DÉTAILLÉE DE LA TEXTURE DE LA PIERRE A DONNÉ LIEU À UNE TROISIÈME VARIANTE: LA SURFACE CARVED. UN RAPPEL AU TRAVAIL DES SURFACES DU MATÉRIAU AVEC SON EFFET BOUCHARDÉ QUI A MIS EN ÉVIDENCE SA STRUCTURE. COMBINABLE AVEC LES SURFACES ELEGANCE ET ANTIQUE ET UNIQUE DE LA SÉRIE AVEC DES CARACTÉRISTIQUES ANTIDÉRAPANTES.

EINE DETAILLIERERE UNTERSUCHUNG DER TEXTUR DES STEINS HAT ZU EINER DRITTEN VARIANTE GEFÜHRT: DIE GEHÄMMERTE OBERFLÄCHE CARVED. EINE ERINNERUNG AUF DIE OBERFLÄCHLICHE VERARBEITUNG DES MATERIALS MIT SEINEM BUSH-HAMMERED EFFEKT, DER SEINE STRUKTUR RÜHMT. KOMBINIERBAR MIT DEN OBERFLÄCHEN ELEGANCE UND ANTIQUE. LEISTET ERHÖHTE EIGENSCHAFTEN IN BEZUG AUF RUTSCHFESTIGKEIT.





10 mm - 3/8"  
*nat / lapp*  
 40x80 16"x32"  
 80x80 32"x32"  
 60x60 24"x24"  
 60x120 24"x48"  
 120x120 48"x48"

6 mm - 1/4"  
 120x280 48"x112"

10 mm - 3/8"  
*nat / grip*  
 40x80 16"x32"  
 80x80 32"x32"  
 60x120 24"x48"

20 mm - 3/4"  
 SKE 2.0  
 60x60 24"x24"  
 80x80 32"x32"  
 60x120 24"x48"

10 mm - 3/8"  
*nat / lapp*  
 40x80 16"x32"  
 80x80 32"x32"  
 60x60 24"x24"

BORDO HERITAGE  
*nat / lapp*  
 60x60 24"x24"  
 80x80 32"x32"  
 modulo 60  
 modulo 80

ELEGANCE

CARVED

ANTIQUE

OPAL

DUNE

TAUPE

NUIT



ELEGANCE

LE REVERSE

STONE PROJECT





LE REVERSE WALL: DUNE ELEGANCE 120x280 FLOOR: DUNE ELEGANCE 80x80








LE REVERSE WALL: DUNE ELEGANCE 120x280 FLOOR: DUNE ELEGANCE 80x80



















LE REVERSE WALL: DUNE ELEGANCE MULTISIZE LAPP. FLOOR: DUNE ELEGANCE 120x120 STAIRS: DUNE ELEGANCE





LE REVERSE WALL: DUNE CARVED 60x120 / DUNE ELEGANCE 120x280 / LES BOIS SLAVONIA BAGUETTE 3D 29x120  
WASHBASIN & BATHTUB: DUNE ELEGANCE RECESS: DUNE BROKE 30x30 FLOOR: DUNE ELEGANCE 60x60 - DUNE CARVED 60x120







WALL: DUNE CARVED 60x120 -  
LES BOIS BAGUETTE SLAVONIA  
WASHBASIN: DUNE ELEGANCE

LE REVERSE



WALL: DUNE ELEGANCE 120x280

LE REVERSE





LE REVERSE WALL: DUNE ELEGANCE 120x280 FLOOR: DUNE CARVED 60x120 RECESS: DUNE BROKE 30x30 SHOWER TRAY: DUNE ELEGANCE 120x120







LE REVERSE WALL: DUNE ELEGANCE 20x120 - 40x120 - 80x120  
FLOOR: DEKWAY NUT 30x240 STAIRS: DUNE ELEGANCE















LE REVERSE FLOOR: TAUPE ELEGANCE 120x120









LE REVERSE WALL: OPAL ELEGANCE 120x280  
MURO 3D 29x33











the **PARK**  
hotel

LE REVERSE WALL: OPAL ELEGANCE 120x280 FLOOR: OPAL ELEGANCE LAPP 120x120 RECEPTION DESK: PRIMA MATERIA SANDALO SUNSET 3D 29x120





LE REVERSE WALL: OPAL ELEGANCE 120x280 FLOOR: OPAL ELEGANCE LAPP. 120x120 RECEPTION DESK: PRIMA MATERIA SANDALO SUNSET 3D 29x120







LE REVERSE WALL: OPAL CARVED 60x120 FLOOR: OPAL ELEGANCE 80x80 40x80 60x60







LE REVERSE


WALL: LES BOIS BAGUETTE 3D MO-COBLO 29x120 - TAUPE ELEGANCE 120x280

FLOOR: TAUPE ELEGANCE 120x120





LE REVERSE WALL:TAUPE ELEGANCE 120x280 FLOOR: TAUPE ELEGANCE 12x120 WASHBASIN & TOP: TAUPE ELEGANCE





LE REVERSE WALL: NUIT ELEGANCE 120x280 FLOOR: NUIT CARVED GRIP 60x120







LE REVERSE WALL: NUIT ELEGANCE 120x280 FLOOR: NUIT CARVED GRIP 60x120








LETTERING PERSONALIZZATO  
IN BASSO RILIEVO MESSO IN RISALTO  
DELL'IMPASTO A COLORE.

L'INCISION PERSONNALISÉ EN BAS-RELIEF  
EST MISE EN ÉVIDENCE PAR LA COULEUR  
DU SUPPORT DE LA DALLE.

CUSTOMIZED LETTERING IN BAS-RELIEF  
ENHANCED BY THE COLOUR BODY.

MITTELS SANDSTRAHL-TECHNIK LASSEN  
SICH INDIVIDUELLE SCHRIFTZÜGE  
PROBLEMLOS REALISIEREN.

LE REVERSE WALL: NUIT ELEGANCE 120X280







LE REVERSE WALL: NUIT CARVED 60x120 WASHBASIN: NUIT ELEGANCE FLOOR: NUIT ELEGANCE 120x120










ANTIQUE

LE REVERSE

STONE PROJECT








LE REVERSE OUTDOOR FLOOR: NUT CARVED 80x80 INDOOR FLOOR: NUT ANTIQUE HERITAGE 80x80





LE REVERSE OUTDOOR FLOOR: NUIT CARVED 80x80










LE REVERSE INDOOR FLOOR: NUIT ANTIQUE HERITAGE 80x80 OUTDOOR FLOOR: NUIT CARVED 80x80







## LE RÈVERSE

### BORDO HERITAGE

*nat / lapp*  
60x60 24"x24"  
80x80 32"x32"  
modulo 60  
modulo 80

LO STUDIO DEL GESTO MANUALE DIVENTA ISPIRAZIONE PER IL BORDO HERITAGE, CHE SIMULA IN MODO INDUSTRIALE IL BORDO MARTELLATO.

INSPIRÉ PAR L'OBSERVATION DU GESTE MANUEL LE BORD HERITAGE EST LE BORD MARTELÉ DE MANIÈRE INDUSTRIELLE.

THE STUDY OF THE MANUAL GESTURE BECOMES THE INSPIRATION FOR THE HERITAGE EDGE, WHICH SIMULATES THE HAMMERED EDGE IN AN INDUSTRIAL SOLUTION.

DIE KUNST DER HANDWERKLICHEN FERTIGUNG WIRD ZUR INSPIRATION FÜR DIE KANTENBEARBEITUNG DER VERSION HERITAGE, DIE EINE GESCHLAGENE KANTE AUF INDUSTRIELLE WEISE SIMULIERT.









LE REVERSE FLOOR: DUNE ANTIQUE LAPP. 80x80 40x80 60x60





LE REVERSE WALL: OPAL ELEGANCE 120x280 - CARVED 60x120 FLOOR: OPAL HERITAGE MODULO 60 - OPAL CARVED 60x120  
WASHBASIN: OPAL ELEGANCE SHOWER TRAY: OPAL ELEGANCE 120x120
















LE REVERSE OUTDOOR FLOOR: OPAL CARVED SKE 2.0 60x120 WALL: OPAL CARVED 60x120





LE REVERSE OUTDOOR FLOOR: OPAL CARVED 60x120 SWIMMING POOL EDGE: OPAL CARVED





LE REVERSE WALL: TAUPE ANTIQUE HERITAGE 10x30 FLOOR: TAUPE ANTIQUE HERITAGE 60x60 WASHBASIN & TOP: TAUPE ELEGANCE





# LE REVERSE

10x30 - 4"x12"



10x30 Opal



10x30 Dune



10x30 Taupe



10x30 Nuit





# LE REVERSE



BROKE  
30x30 - 12"x12"



Broke Opal



Broke Dune



Broke Taupe




Broke Nuit





# LE REVERSE



MURO 3D  
29x33 - 11 1/2"x13"



Muro 3D Opal



Muro 3D Dune



Muro 3D Taupe



Muro 3D Nuit





# LE REVERSE



MOSAICO  
30x30 - 12"x12"



Mosaico Opal



Mosaico Dune



Mosaico Taupe



Mosaico Nuit





# LE REVERSE

STONE PROJECT

OPAL

DUNE

TAUPE

NUIT

ELEGANCE  
LAPP

ELEGANCE  
NAT

ANTIQUE  
NAT

ANTIQUE  
LAPP

CARVED  
NAT

CARVED  
GRIP



# OPAL ELEGANCE



6 mm - ¼"



RS091 OPAL rett  
RS096 OPAL lapp rett  
**120x280** - 48"x112"

10 mm - ¾"



RS101 OPAL rett  
RS106 OPAL lapp rett  
**120x120** - 48"x48"



RS021 OPAL rett  
RS026 OPAL lapp rett  
**60x120** - 24"x48"



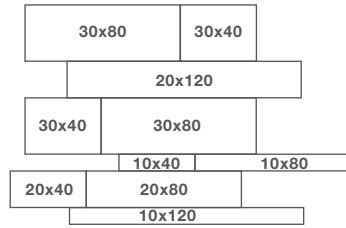
RS001 OPAL rett  
RS006 OPAL lapp rett  
**60x60** - 24"x24"



RS041 OPAL rett  
RS046 OPAL lapp rett  
**80x80** - 32"x32"



RS061 OPAL rett  
RS066 OPAL lapp rett  
**40x80** - 16"x32"



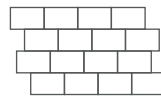
RS211 OPAL multisize rett  
RS171 OPAL multisize lapp rett  
Nr. 2 - **30x40** - 12"x16"  
Nr. 2 - **30x80** - 12"x32"  
Nr. 1 - **20x120** - 8"x48"  
Nr. 1 - **10x40** - 4"x16"  
Nr. 1 - **10x80** - 4"x32"  
Nr. 1 - **20x40** - 8"x16"  
Nr. 1 - **20x80** - 8"x32"  
Nr. 1 - **10x120** - 4"x48"

## MOSAICI

abbinabili a elegance e antique  
mosaics can be combined with elegance and antique



RS161 OPAL broke  
**30x30** - 12"x12"



RS166 OPAL muro 3D  
**29x33** - 11½"x13"



RS156 OPAL mosaico  
**30x30** - 12"x12"



# OPAL ANTIQUE



10 mm - ¾"



RS051 OPAL rett  
RS056 OPAL lapp rett  
**80x80** - 32"x32"



RS191 OPAL rett  
RS196 OPAL lapp rett  
**40x80** - 16"x32"



RS011 OPAL rett  
RS016 OPAL lapp rett  
**60x60** - 24"x24"

## BORDO HERITAGE

10 mm - ¾"



RS111 OPAL  
RS116 OPAL lapp  
**80x80** - 32"x32"



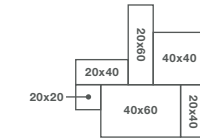
RS121 OPAL  
RS126 OPAL lapp  
**60x60** - 24"x24"



RS151 OPAL  
**10x30** - 4"x12"



RS131 **modulo 80**  
RS136 **modulo 80 lapp**  
50x80 - 20"x32"  
30x80 - 12"x32"



RS141 **modulo 60**  
RS146 **modulo 60 lapp**  
Nr. 2 - 20x40 - 8"x16"  
Nr. 1 - 40x40 - 16"x16"  
Nr. 1 - 40x60 - 16"x24"  
Nr. 1 - 20x20 - 8"x8"  
Nr. 1 - 20x60 - 8"x24"

# OPAL CARVED



10 mm - ¾"



RS031 OPAL rett  
RS036 OPAL grip rett  
**60x120** - 24"x48"



RS081 OPAL rett  
RS086 OPAL grip rett  
**60x60** - 24"x24"



RS071 OPAL rett  
RS076 OPAL grip rett  
**40x80** - 16"x32"

## CARVED SKE 2.0

20 mm - ¾"



RS181 OPAL CARVED 2.0 rett  
**60x120** - 24"x48"



RS186 OPAL CARVED 2.0 rett  
**80x80** - 32"x32"



RS176 OPAL CARVED 2.0 rett  
**60x60** - 24"x24"



## DUNE ELEGANCE

V2 

 6 mm - 1/4"



RS092 DUNE rett  
RS097 DUNE lapp rett  
**120x280** - 48"x112"

 10 mm - 3/8"



RS102 DUNE rett  
RS107 DUNE lapp rett  
**120x120** - 48"x48"



RS022 DUNE rett  
RS027 DUNE lapp rett  
**60x120** - 24"x48"



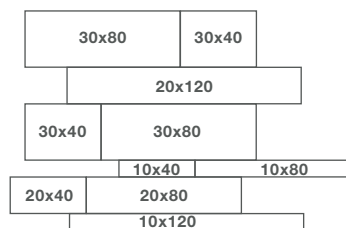
RS002 DUNE rett  
RS007 DUNE lapp rett  
**60x60** - 24"x24"



RS042 DUNE rett  
RS047 DUNE lapp rett  
**80x80** - 32"x32"



RS062 DUNE rett  
RS067 DUNE lapp rett  
**40x80** - 16"x32"




RS212 DUNE multisize rett  
RS172 DUNE multisize lapp rett  
Nr. 2 - **30x40** - 12"x16"  
Nr. 2 - **30x80** - 12"x32"  
Nr. 1 - **20x120** - 8"x48"  
Nr. 1 - **10x40** - 4"x16"  
Nr. 1 - **10x80** - 4"x32"  
Nr. 1 - **20x40** - 8"x16"  
Nr. 1 - **20x80** - 8"x32"  
Nr. 1 - **10x120** - 4"x48"

## MOSAICI

abbinabili a elegance e antique  
mosaics can be combined with elegance and antique



RS162 DUNE broke  
**30x30** - 12"x12"



RS167 DUNE muro 3D  
**29x33** - 11 1/2"x13"



RS157 DUNE mosaico  
**30x30** - 12"x12"



## DUNE ANTIQUE

V3 

 10 mm - 3/8"



RS052 DUNE rett  
RS057 DUNE lapp rett  
**80x80** - 32"x32"



RS192 DUNE rett  
RS197 DUNE lapp rett  
**40x80** - 16"x32"



RS012 DUNE rett  
RS017 DUNE lapp rett  
**60x60** - 24"x24"

## BORDO HERITAGE

 10 mm - 3/8"



RS112 DUNE  
RS117 DUNE lapp  
**80x80** - 32"x32"



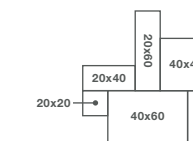
RS122 DUNE  
RS127 DUNE lapp  
**60x60** - 24"x24"



RS152 DUNE  
**10x30** - 4"x12"



RS132 **modulo 80**  
RS137 **modulo 80 lapp**  
50x80 - 20"x32"  
30x80 - 12"x32"



RS142 **modulo 60**  
RS147 **modulo 60 lapp**  
Nr. 2 - 20x40 - 8"x16"  
Nr. 1 - 40x40 - 16"x16"  
Nr. 1 - 40x60 - 16"x24"  
Nr. 1 - 20x20 - 8"x8"  
Nr. 1 - 20x60 - 8"x24"

## DUNE CARVED

V3 

 10 mm - 3/8"



RS032 DUNE rett  
RS037 DUNE grip rett  
**60x120** - 24"x48"



RS082 DUNE rett  
RS087 DUNE grip rett  
**60x60** - 24"x24"



RS072 DUNE rett  
RS077 DUNE grip rett  
**40x80** - 16"x32"

## CARVED SKE 2.0

 20 mm - 3/4"



RS182 DUNE CARVED 2.0 rett  
**60x120** - 24"x48"



RS187 DUNE CARVED 2.0 rett  
**80x80** - 32"x32"




RS177 DUNE CARVED 2.0 rett  
**60x60** - 24"x24"



# TAUPE ELEGANCE

V2 

6 mm - 1/4"



RS093 TAUPE rett  
RS098 TAUPE lapp rett  
**120x280** - 48"x112"

10 mm - 3/8"



RS103 TAUPE rett  
RS108 TAUPE lapp rett  
**120x120** - 48"x48"



RS023 TAUPE rett  
RS028 TAUPE lapp rett  
**60x120** - 24"x48"



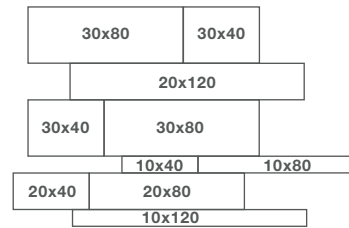
RS003 TAUPE rett  
RS008 TAUPE lapp rett  
**60x60** - 24"x24"



RS043 TAUPE rett  
RS048 TAUPE lapp rett  
**80x80** - 32"x32"



RS063 TAUPE rett  
RS068 TAUPE lapp rett  
**40x80** - 16"x32"



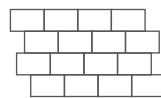
RS213 TAUPE multisize rett  
RS173 TAUPE multisize lapp rett  
Nr. 2 - **30x40** - 12"x16"  
Nr. 2 - **30x80** - 12"x32"  
Nr. 1 - **20x120** - 8"x48"  
Nr. 1 - **10x40** - 4"x16"  
Nr. 1 - **10x80** - 4"x32"  
Nr. 1 - **20x40** - 8"x16"  
Nr. 1 - **20x80** - 8"x32"  
Nr. 1 - **10x120** - 4"x48"

## MOSAICI

abbinabili a elegance e antique  
mosaics can be combined with elegance and antique



RS163 TAUPE broke  
**30x30** - 12"x12"



RS168 TAUPE muro 3D  
**29x33** - 11 1/2"x13"



RS158 TAUPE mosaico  
**30x30** - 12"x12"



# TAUPE ANTIQUE

V3 

10 mm - 3/8"



RS053 TAUPE rett  
RS058 TAUPE lapp rett  
**80x80** - 32"x32"



RS193 TAUPE rett  
RS198 TAUPE lapp rett  
**40x80** - 16"x32"



RS013 TAUPE rett  
RS018 TAUPE lapp rett  
**60x60** - 24"x24"

## BORDO HERITAGE

10 mm - 3/8"



RS113 TAUPE  
RS118 TAUPE lapp  
**80x80** - 32"x32"



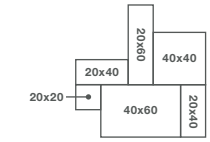
RS123 TAUPE  
RS128 TAUPE lapp  
**60x60** - 24"x24"



RS153 TAUPE  
**10x30** - 4"x12"



RS133 **modulo 80**  
RS138 **modulo 80 lapp**  
50x80 - 20"x32"  
30x80 - 12"x32"



RS143 **modulo 60**  
RS148 **modulo 60 lapp**  
Nr. 2 - 20x40 - 8"x16"  
Nr. 1 - 40x40 - 16"x16"  
Nr. 1 - 40x60 - 16"x24"  
Nr. 1 - 20x20 - 8"x8"  
Nr. 1 - 20x60 - 8"x24"

# TAUPE CARVED

V3 

10 mm - 3/8"



RS033 TAUPE rett  
RS038 TAUPE grip rett  
**60x120** - 24"x48"



RS083 TAUPE rett  
RS088 TAUPE grip rett  
**60x60** - 24"x24"



RS073 TAUPE rett  
RS078 TAUPE grip rett  
**40x80** - 16"x32"

## CARVED SKE 2.0

20 mm - 3/4"



RS183 TAUPE CARVED 2.0 rett  
**60x120** - 24"x48"



RS188 TAUPE CARVED 2.0 rett  
**80x80** - 32"x32"



RS178 TAUPE CARVED 2.0 rett  
**60x60** - 24"x24"



# NUIT ELEGANCE

V2 

6 mm - 1/4"



RS094 NUIT rett  
RS099 NUIT lapp rett  
**120x280** - 48"x112"

10 mm - 3/8"



RS104 NUIT rett  
RS109 NUIT lapp rett  
**120x120** - 48"x48"



RS024 NUIT rett  
RS029 NUIT lapp rett  
**60x120** - 24"x48"



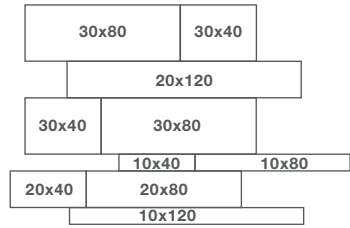
RS004 NUIT rett  
RS009 NUIT lapp rett  
**60x60** - 24"x24"



RS044 NUIT rett  
RS049 NUIT lapp rett  
**80x80** - 32"x32"



RS064 NUIT rett  
RS069 NUIT lapp rett  
**40x80** - 16"x32"



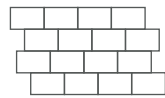
RS214 NUIT multisize rett  
RS174 NUIT multisize lapp rett  
Nr. 2 - **30x40** - 12"x16"  
Nr. 2 - **30x80** - 12"x32"  
Nr. 1 - **20x120** - 8"x48"  
Nr. 1 - **10x40** - 4"x16"  
Nr. 1 - **10x80** - 4"x32"  
Nr. 1 - **20x40** - 8"x16"  
Nr. 1 - **20x80** - 8"x32"  
Nr. 1 - **10x120** - 4"x48"

## MOSAICI

abbinabili a elegance e antique  
mosaics can be combined with elegance and antique



RS164 NUIT broke  
**30x30** - 12"x12"




RS169 NUIT muro 3D  
**29x33** - 11 1/2"x13"



RS159 NUIT mosaico  
**30x30** - 12"x12"

# NUIT ANTIQUE

V3 

10 mm - 3/8"



RS054 NUIT rett  
RS059 NUIT lapp rett.  
**80x80** - 32"x32"



RS194 NUIT rett  
RS199 NUIT lapp rett  
**40x80** - 16"x32"



RS014 NUIT rett  
RS019 NUIT lapp rett.  
**60x60** - 24"x24"

## BORDO HERITAGE

10 mm - 3/8"



RS114 NUIT  
RS119 NUIT lapp  
**80x80** - 32"x32"



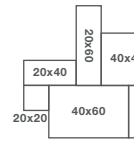
RS124 NUIT  
RS129 NUIT lapp  
**60x60** - 24"x24"



RS154 NUIT  
**10x30** - 4"x12"



RS134 **modulo 80**  
RS139 **modulo 80 lapp**  
50x80 - 20"x32"  
30x80 - 12"x32"



RS144 **modulo 60**  
RS149 **modulo 60 lapp**  
Nr. 2 - 20x40 - 8"x16"  
Nr. 1 - 40x40 - 16"x16"  
Nr. 1 - 40x60 - 16"x24"  
Nr. 1 - 20x20 - 8"x8"  
Nr. 1 - 20x60 - 8"x24"

# NUIT CARVED

10 mm - 3/8"

V3 



RS034 NUIT rett  
RS039 NUIT grip rett  
**60x120** - 24"x48"



RS084 NUIT rett  
RS089 NUIT grip rett  
**60x60** - 24"x24"



RS074 NUIT rett  
RS079 NUIT grip rett  
**40x80** - 16"x32"

## CARVED SKE 2.0

20 mm - 3/4"



RS039 NUIT CARVED 2.0 rett  
**80x180** - 32"x72"



RS189 NUIT CARVED 2.0 rett  
**80x80** - 32"x32"




RS184 NUIT CARVED 2.0 rett  
**60x120** - 24"x48"



RS179 NUIT CARVED 2.0 rett  
**60x60** - 24"x24"






FORMATI / SIZES / FORMATS / FORMATE			60x60 24"x24"	60x120 24"x48"	80x80 32"x32"	40x80 16"x32"	120x120 48"x48"	120x280 48"x112"	60x60 24"x24"	60x120 24"x48"	80x180 32"x72"	80x80 32"x32"	40x80 16"x32"
<b>FINITURA</b> FINISHING FINITION OBERFLÄCHENAUS- FÜHRUNG	naturale natural	R10 A	●	●	●	●	●	●					
		R10 A+B							●	●			●
	lappato honed		●	●	●	●	●	●					
	grip	R11 A+B+C							●	●	●	●	●
<b>SUPERFICIE</b> SURFACE SURFACE OBERFLÄCHE	liscio smooth		●	●	●	●	●	●					
	ondulato bumpy												
	bocciardato hammered								●	●	●	●	●
<b>SPESSORE</b> THICKNESS ÉPAISSEUR STÄRKE	6 mm							●					
	10 mm		●	●	●	●	●		●	●			●
	20 mm								●	●	● only nuit	●	



FORMATI / SIZES / FORMATS / FORMATE			60x60 24"x24"	80x80 32"x32"	40x80 16"x32"	10x30 4"x12"	60x60 24"x24"	80x80 32"x32"	MODULI	
									Modulo 60	Modulo 80
<b>FINITURA</b> FINISHING FINITION OBERFLÄCHENAUS- FÜHRUNG	naturale natural	R10 A	●	●	●	●	●	●	●	●
		R10 A+B								
	lappato noned		●	●	●		●	●	●	●
	grip	R11 A+B+C								
<b>SUPERFICIE</b> SURFACE SURFACE OBERFLÄCHE	liscio smooth									
	ondulato bumpy		●	●	●	●	●	●	●	●
	bocciardato hammered									
<b>SPESSORE</b> THICKNESS ÉPAISSEUR STÄRKE	6 mm									
	10 mm		●	●	●	●	●	●	●	●
	20 mm									






LE REVERSE - OPAL ELEGANCE LAPP. RETT.


**MULTISIZE**




OPAL



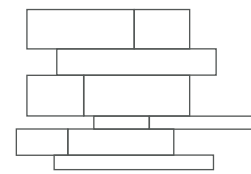
DUNE



TAUPE



NUIT



MULTISIZE RETT

MULTISIZE LAPP RETT

Nr. 2 - 30x40 - 12"x16"

Nr. 2 - 30x80 - 12"x32"

Nr. 1 - 20x120 - 8"x48"

Nr. 1 - 10x40 - 4"x16"

Nr. 1 - 10x80 - 4"x32"

Nr. 1 - 20x40 - 8"x16"

Nr. 1 - 20x80 - 8"x32"

Nr. 1 - 10x120 - 4"x48"



LE REVERSE - ANTIQUE NUIT - BORDO HERITAGE


**SCHEMA DI POSA HERITAGE GRANDE**




OPAL




DUNE



TAUPE



NUIT



SCHEMA DI POSA HERITAGE GRANDE

Nr. 1 - 80x80 - 32"x32" 19%

Nr. 4 - 60x60 - 24"x24" 43%

Nr. 1 - MODULO 80 38%







OPAL



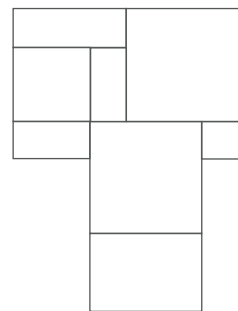
DUNE



TAUPE



NUIT




SCHEMA DI POSA HERITAGE MEDIO

Nr. 2 - 60x60 - 24"x24" 50%  
Nr. 1 - MODULO 60 50%


LE REVERSE - ANTIQUE DUNE - BORDO HERITAGE  
**SCHEMA DI POSA HERITAGE MEDIO**




OPAL



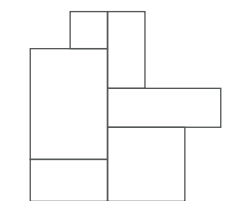
DUNE



TAUPE



NUIT



SCHEMA DI POSA HERITAGE PICCOLO

Nr. 1 - MODULO 60 100%

LE REVERSE - ANTIQUE OPAL - BORDO HERITAGE  
**SCHEMA DI POSA HERITAGE PICCOLO**





LE REVERSE - TAUPE ELEGANCE


**SCHEMA DI POSA ELEGANCE**




OPAL




DUNE



TAUPE



NUIT



SCHEMA DI POSA ELEGANCE

- Nr. 1 - 80x80 - 32"x32" - 48,5%
- Nr. 1 - 40x80 - 16"x32" - 24,2%
- Nr. 1 - 60x60 - 24"x24" - 27,3%




LE REVERSE - DUNE ANTIQUE


**SCHEMA DI POSA ANTIQUE**




OPAL



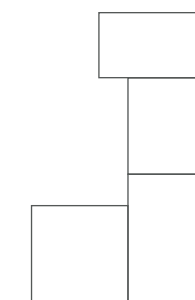
DUNE



TAUPE



NUIT




SCHEMA DI POSA ANTIQUE

- Nr. 2 - 60x60 - 24"x24" - 43%
- Nr. 1 - 40x80 - 16"x32" - 19%
- Nr. 1 - 80x80 - 32"x32" - 38%







OPAL



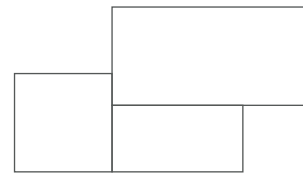
DUNE



TAUPE



NUIT



SCHEMA DI POSA CARVED

- Nr. 1 - 40x80 - 16"x32" - 22,9%
- Nr. 1 - 60x60 - 24"x24" - 25,7%
- Nr. 1 - 60x120 - 24"x48" - 51,4%


LE REVERSE - DUNE CARVED  
**SCHEMA DI POSA CARVED**




OPAL



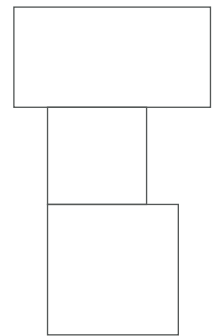
DUNE



TAUPE



NUIT



SCHEMA DI POSA CARVED SKE 2.0

- Nr. 1 - 80x80 **SKE2.0** - 32"x32" - 37,2%
- Nr. 1 - 60x60 **SKE2.0**- 24"x24" - 21%
- Nr. 1 - 60x120 **SKE2.0** - 24"x48" - 41,8%

LE REVERSE - OPAL CARVED  
**SCHEMA DI POSA CARVED SKE 2.0**








# LE REVERSE

## IMBALLI\_PACKAGING\_EMBALLAGES\_VERPACKUNGEN

LE REVERSE	Thickness	Pezzi per scatola	M <sup>2</sup> per scatola	Kg per scatola	Scatole per pallet	M <sup>2</sup> per pallet	KG per pallet
120x280 - 48"x112"	6	1	3,36	47,40	20	67,20	968
120x120 - 48"x48"	10	2	2,88	67,00	18	51,84	1.226
80x80 - 32"x32"	10	1	1,28	30,00	40	51,20	1.220
60x60 - 24"x24"	10	3	1,08	25,00	40	43,20	1.020
60x120 - 24"x48"	10	2	1,44	33,50	30	43,20	1.025
40x80 - 16"x32"	10	3	0,96	22,00	56	53,76	1.252
30x30 - 12"x12" mosaico 5x5	10	6	0,54	12,50	30	16,20	395
30x30 - 12"x12" broke	10	6	0,54	12,50	60	32,40	770
29x33 - 11½"x13" muro 3D	10	6	0,58	13,40	30	17,40	422
10x30 - 4"x12"	10	30	0,90	20,50	36	32,40	758
multisize	10	10	1,44	33,50	15	21,60	522,5
modulo 80	10	4	1,28	30,00	40	51,20	1.220
modulo 60	10	6	1,08	25,00	40	43,20	1.020
SKE 2.0 60x60 - 24"x24"	20	2	0,72	32,00	30	21,60	980
SKE 2.0 60x120 - 24"x48"	20	1	0,72	33,40	30	21,60	1.002
SKE 2.0 80x80 - 32"x32"	20	2	1,28	58,50	24	30,72	1.424
SKE 2.0 80x180 - 32"x72"	20	1	1,44	67,00	20	28,80	1.360

## VARIAZIONE CROMATICA\_SHADE VARIATION\_VARIATION CHROMATIQUE\_CHROMATISCHE ABWEICHUNG

 <b>V1</b> aspetto uniforme uniform appearance aspect uniforme Gleichmäßiges Bild	 <b>V2</b> lieve variazione slight variation légère différence de nuance Leichte Abweichung	 <b>V3</b> moderata variazione moderate variation variation modérée Mäßige Abweichung	 <b>V4</b> forte variazione substantial variation variation intense Stärke Abweichung
<b>ELEGANCE</b>		<b>ANTIQUE CARVED</b>	

CARATTERISTICHE E PROPRIETÀ CHARACTERISTICS OR PROPERTIES CARACTERISTIQUES OU PROPRIETES EIGENSCHAFTEN UND GÜTEMERKMALE	NORME STANDARDS NORMES NORMEN	SECONDO LE NORME COMPLIANCE WITH STANDARDS CONFORME AUX NORMES ENTSPRECHEND DEN NORMEN UNI EN 14411 G				
<b>QUALITÀ DELLA SUPERFICIE</b> - SURFACE QUALITY - QUALITE DE LA SURFACE - OBERFLAECHEQUALITAET	ISO 10545-2	<b>IL 95% MIN DELLE PISTRELLE DEVE ESSERE ESENTE DA DIFETTI VISIBILI</b> / AT LEAST 95% OF THE TILES MUST BE FREE FROM VISIBLE FLAWS / 95% MIN DES CARREUX NE DOIVENT PRESENTER AUCUN DÉFAUT VISIBLE / MINDESTENS 95% DER FL	CONFORME ALLE NORME - COMPLIES WITH STANDARD - CONFORME AUX NORMES - NORMGERECHT			
			N ≥ 15cm %	N ≥ 15cm mm	RISULTATI TEST TEST RESULTS RESULTÉS DES ESSAIS PRÜFERGEBNIS	CONFORME ALLE NORME COMPLIES WITH STANDARD CONFORME AUX NORMES - NORMGERECHT
			± 0,3 %	± 0,8 mm	± 0,10%	CONFORME ALLE NORME COMPLIES WITH STANDARD CONFORME AUX NORMES - NORMGERECHT
<b>DEVIAZIONE MASSIMA DI RETTILINEITÀ IN %</b> - MAXIMUM STRAIGHTNESS DEVIATION IN % - MARGE DE TOLERANCE DE RECTITUDE EN % - ZULÄSSIGE HOECHSTABWEICHUNG DER KANTENGERADHEIT IN PROZENTEN			± 5 %	± 0,5 mm	± 5%	CONFORME ALLE NORME COMPLIES WITH STANDARD CONFORME AUX NORMES - NORMGERECHT
<b>DEVIAZIONE MASSIMA DI ORTOGONALITÀ IN %</b> - MAXIMUM RIGHT-ANGLE DEVIATION IN % - MARGE DE TOLERANCE D'ANGULARITE IN % - HOECHSTABWEICHUNG DER RECHTWINKLIGKEIT IN PROZENTEN			± 0,3 %	± 1,5 mm	± 0,20%	CONFORME ALLE NORME COMPLIES WITH STANDARD CONFORME AUX NORMES - NORMGERECHT
<b>PLANARITÀ</b> - FLATNESS - PLANEITE - EBENFLAECHEIGKEIT			± 0,4 %	± 1,8 mm	± 0,35%	CONFORME ALLE NORME COMPLIES WITH STANDARD CONFORME AUX NORMES - NORMGERECHT
<b>LUNGHEZZA E LARGHEZZA</b> - LENGTH AND WIDTH LONGUEUR ET LARGEUR - LÄNGE UND BREITE			± 0,3 %	± 1,0 mm	± 0,15%	CONFORME ALLE NORME COMPLIES WITH STANDARD CONFORME AUX NORMES - NORMGERECHT
<b>ASSORBIMENTO D'ACQUA</b> - WATER ABSORPTION ABSORPTION D'EAU - WASSERAUFNAHME	ISO 10545-3	≤ 0,5 %	E < = 0,04 %			
<b>RESISTENZA ALLA FLESSIONE</b> - BENDING STRENGTH RESISTANCE A LA FLEXION - BIEGEZUGFESTIGKEIT	ISO 10545-4	R ≥ 35 N/mm <sup>2</sup>	53 N/mm <sup>2</sup>			
<b>RESISTENZA ALL'URTO</b> - IMPACT RESISTANCE RESISTANCE AUX CHOCS - SCHLAGFESTIGKEIT	ISO 10545-5	VALORE DICHIARATO - DECLARED VALUE - VALEUR DECLAREE - ANGEGBENER WERT	0,88			
<b>RESISTENZA ALL'ABRASIONE PROFONDA</b> - RESISTANCE TO DEEP ABRASION RESISTANCE A L'ABRASION PROFONDE - WIDERSTANDSFÄHIGKEIT GEGEN TIEFENABRIEB	ISO 10545-6	≤175 mm <sup>3</sup>	<128 mm <sup>3</sup>			
<b>COEFF. DI DILATAZIONE TERMICA LINEARE</b> - COEFFICIENT OF LINEAR THERMAL-EXPANSION - COEFF. D'EXTENSION THERMIQUE LINEAIRE - LINEAR WÄRMEAUSSDEHNUNGS-KOEFFIZIENT	ISO 10545-8	-	α=7x10 <sup>-6</sup> /°C <sup>-1</sup>			
<b>RESISTENZA AGLI SBALZI TERMICI</b> - THERMAL SHOCK RESISTANCE RESISTANCE AUX ECARTS THERMIQUES - TEMPERATURWECHSELBESTÄNDIGKEIT	ISO 10545-9	TEST SUPERATO SECONDO EN ISO 10545-1 - PASS ACCORDING EN ISO 10545-1 - TEST OBTENUS SELON EN ISO 10545-1 - TEST LAUT EN ISO 10545-1 BESTANDEN	NESSUN DANNO - NO DAMAGE - AUCUN DOMMAGE - KEIN SCHADEN			
<b>RESISTENZA AL GELO</b> - FROST RESISTANCE RESISTANCE AU GEL - FROSTBESTÄNDIGKEIT	ISO 10545-12	TEST SUPERATO SECONDO EN ISO 10545-1 - PASS ACCORDING EN ISO 10545-1 - TEST OBTENUS SELON EN ISO 10545-1 - TEST LAUT EN ISO 10545-1 BESTANDEN	NESSUN DANNO - NO DAMAGE - AUCUN DOMMAGE - KEIN SCHADEN			
<b>RESISTENZA AGLI AGENTI CHIMICI</b> - CHEMICAL RESISTANCE RESISTANCE A L'ATTAQUE CHIMIQUE - BÄSTÄNDIGKEIT GEGEN CHEMIKALIEN	ISO 10545-13	UB MIN.	UA ULA UHA			
<b>RESISTENZA ALLE MACCHIE</b> - RESISTANCE TO STAIN RESISTANCE AUX TACHES - FLECKENFESTIGKEIT	ISO 10545-14	VALORE DICHIARATO - DECLARED VALUE - VALEUR DECLAREE - ANGEGBENER WERT	Classe 5			
<b>RESISTENZA AL FUOCO</b> - FIRE RESISTANCE RESISTANCE AU FEU - FEUERWIDERSTAND	EN 13501 - 1	VALORE DICHIARATO - DECLARED VALUE - VALEUR DECLAREE - ANGEGBENER WERT	CLASSE A1 - A1 FL			
<b>RESISTENZA ALLO SCIVOLAMENTO</b> - SLIP RESISTANCE RESISTANCE AU GLISSEMENT - BESTIMMUNG DER RUSTCHEMMEDE EIGENSCHAFT			NATURALE ELEGANCE / ANTIQUE	CARVED	CARVED GRIP	CARVED <b>SKE2.0</b>
	B.C.R. C.A. B.C.R. G.B D. M. 236 DEL 4.6 1989	> 0,40	CONF	CONF	CONF	CONF
	ASTM C 1028/07 BOT 3000	Dry SCOF > 0,60	CONF	CONF	CONF	CONF
	ASTM C 1028/07 BOT 3000	Wet SCOF > 0,60	CONF	CONF	CONF	CONF
	ANSI A137.1 BOT 3000	Wet DCOF > 0,42	CONF	CONF	CONF	CONF
	DIN 51130	-	R10	R10	R11	R11
	DIN 51097	-	A	B	A+B+C	A+B+C
	ENV 12633	≥ CL 1	CONF	CONF	CONF	CONF
	UNI EN 13036 - 4 2011	≥ 36	CONF	CONF	CONF	CONF
<b>STABILITÀ DEI COLORI ALLA LUCE E AI RAGGI U.V.</b> COLOUR STABILITY ON EXPOSURE TO LIGHT AND UV RAYS STABILITE DES COULEURS A LA LUMIERE ET AUX RAYONS U.V. FARBECHEIT UNTER LICHTEINLUSS UND UV-STRAHLUNG	DIN 51094	VALORE DICHIARATO - DECLARED VALUE - VALEUR DECLAREE - ANGEGBENER WERT	CONFORME ALLE NORME, NO VARIAZIONI COMPLIES WITH STANDARD, NO VARIATION CONFORME AUX NORMES, PAS DE CHANGEMENTS NORMGERECHT, KEINE ÄNDERUNG			
<b>SKE2.0</b>						
<b>CARICO STATICO</b> - STATIC LOAD CHARGE STATIQUE - STATISCHER BELASTUNG	EN 12825	VALORE DICHIARATO - DECLARED VALUE - VALEUR DECLAREE - ANGEGBENER WERT	CENTRO - CENTRE 9,6 KN CENTRO LATO CENTRE POINT OF SIDES 6,5 KN DIAGONALE - DIAGONAL 8,19 KN (CLASSE 3)			
<b>CARICO DINAMICO, PROVA DI URTO DI CORPI DURI</b> - DYNAMIC LOAD CAPACITY, HAND OBJECT IMPACT TEST C. STATIQUE, ESSAI DE CHOC DE CORPS DURS - STATISCHER BELASTUNG, AUSWIRKUNGEN TEST DER HARTEN KÖRPER	EN 12825	VALORE DICHIARATO - DECLARED VALUE - VALEUR DECLAREE - ANGEGBENER WERT	TEST NON SUPERATO - TEST NOT PASSED TEST A ECHOUE - TEST FEHLGESCHLAGEN			
<b>CARICO DINAMICO, PROVA DI URTO DI CORPI MORBIDI</b> - DYNAMIC LOAD CAPACITY, SOFT OBJECT IMPACT TEST C. STATIQUE, ESSAI D'IMPACT DE CORPS MOUS - STATISCHER BELASTUNG, AUSWIRKUNGEN PRÜFUNG VON WEICHEN KÖRPERN	EN 12825	VALORE DICHIARATO - DECLARED VALUE - VALEUR DECLAREE - ANGEGBENER WERT	TEST SUPERATO - TEST PASSED TEST REUSSI - TEST BESTANDEN			
<b>RESISTENZA ALLA FLESSIONE, CARICO DI ROTTURA IN N</b> - BENDING STRENGTH, BREAKING FORCE IN N RESISTANCE A LA FLEXION, CHARGE DE ROPTURE IN N - BIEGEFESTIGKEIT, BRUCHLAST EN N	EN 1339	Kn 14,38	CLASSE U14			
<b>CARICO DI ROTTURA IN MPA</b> - BREAKING FORCE IN MPA - CHARGE DE ROPTURE IN MPA - BRUCHLAST EN MPA		-	MPA 46,5			









**Kronos 2 ceramiche S.p.A.**

Sede legale: Strada delle Fornaci, 20 41126 Modena Italy  
Sede amministrativa: Via Giardini, 62 41042 Fiorano Modenese (Mo) Italy  
tel. +39 0536 927711 - info@kronosceramiche.com  
www.kronosceramiche.com

