

WALL TILES
GENERAL CATALOGUE

aparici

SINCE 1961

INDEX ÍNDICE	003
FORMAT INDEX ÍNDICE DE FORMATOS	006
CONCEPTUAL INDEX ÍNDICE DE CONCEPTOS	003
PVD COLLECTIONS COLECCIONES PVD	314
MOSAICS & BATH SET MOSAICOS Y EQUIPAMIENTO DE BAÑO	319
TECHNICAL INFORMATION INFORMACIÓN TÉCNICA	326

INDEX | ÍNDICE

A		E		M			
ABSOLUT	008	ELARA	080	MAGMA	158	SILKEN	243
ACOUSTIC - CERLER	010	ELEGY	084	MARBOX	164	SKYLINE	244
AGED	014	ELIANA	086	MARKHAM	170	SMASH	246
ALHAMBRA	016	ENIGMA	065	METALLIC	176	SOLID	245
ALLEGRO	020	F		METRO	182	STEEL	250
ANGEL	011	FABRIQUE	088	MIXING	184	STRIPES	252
APUANE	022	FEMME	090	MONACO	186	STROKE	254
ARCHITRAVE	024	G		MONTBLANC	190	STUDIO	258
ARCTIC	026	GATSBY	092	MOVING	196	SWAN	253
AREA	028	GLACIAR	104	N		SYLAN	262
ART	030	GLASS	098	NEUTRAL	200	T	
ASTORIA	032	GLIMPSE	108	NORDIC	206	TANGO	264
ATTILA	036	GRAVITE	112	NORWAY	210	TAWRIQ	268
AVENUE	042	GRUNGE	116	O		TERRE	272
AZUR	043	H		OPAL	212	TEX	276
B		HARDEN	122	OUTRE	213	THOR	280
BAFFIN	044	I		P		TOLSTOI	282
BELOUR	046	IDOLE	124	PALAZZO	214	TREND	284
BEYOND	048	IMARBLE	126	PHUKET	215	TRIBAL	288
BRAVE	052	INDO	130	POLAR	216	U	
BRICKWORK	054	INSTANT	132	POP	220	UPTOWN	290
BROOKLYN	058	ISEN	134	PRESSURE	222	URBAN	296
BUILD	062	J		Q		V	
BULDER	064	JACQUARD	136	QUANTUM	223	VALMONT	298
C		JOLIET	142	R		VANGUARD	300
CAMPER	066	JUNGLE	150	RANGE	224	VICTORIAN	306
CARPET	068	K		RECOVER	226	VILARO	304
CAYENNE	070	KILIM	151	RONDA	230	W	
CLINKER	072	L		S		WHITES	310
COCONUT	073	LEVEL	150	SAHARA	234	WIND	305
COOL	074	LUXOR	152	SÃO LUIS	236	Z	
CORTEN	073	M		SHAGREEN	240	ZENITH	312
CRAYON	076	N		SHINE	242	ZERO - ACCES	313
D		O		P		A	
DELICE	078	P		R		B	
DIXON	071	Q		S		C	
DRESS	079	R		T		D	

CONCEPTUAL INDEX | ÍNDICE DE CONCEPTOS

TEXTILE TEXTIL		CONCRETE CEMENTO		STONE PIEDRA		COLORS COLORES	
ABSOLUT	008	AGED	014	ATTILA	036	ACOUSTIC - CERLER	010
ASTORIA	032	AVENUE	042	AZUR	043	ALHAMBRA	016
CARPET	068	BAFFIN	044	BRAVE	052	ANGEL	011
DELICE	078	BELOUR	046	BRICKWORK	054	ARCHITRAVE	024
DRESS	079	BROOKLYN	058	CAYENNE	070	ARCTIC	026
ELARA	080	BUILD	062	DIXON	071	AREA	028
ELEGY	084	CLINKER	072	ELIANA	086	ART	030
FEMME	090	HARDEN	122	FABRIQUE	088	COOL	074
KILIM	151	IDOLE	124	GRAVITE	112	CRAYON	076
OUTRE	213	ISEN	134	MIXING	184	GLACIAR	104
SHAGREEN	240	JACQUARD	136	PALAZZO	214	GLASS	098
TEX	276	RECOVER	226	PRESSURE	222	GLIMPSE	108
		SMASH	246	QUANTUM	223	JOLIET	142
		STROKE	254	RANGE	224	LEVEL	150
		STUDIO	258	RONDA	230	MARKHAM	170
		TANGO	264	SAHARA	234	METRO	182
		THOR	280	TERRE	272	MONTBLANC	190
				TRIBAL	288	NEUTRAL	200
				WIND	305	NORDIC	206
				ZENITH	312	OPAL	212
						POLAR	216
						POP	220
						SHINE	242
						SILKEN	243
						SKYLINE	244
						SOLID	245
						STRIPES	252
						SWAN	253
						TREND	284
						UPTOWN	290
						URBAN	296
						ZERO - ACCES	313

MARBLE MÁRMOL		WOOD MADERA		METAL	
ALLEGRO	020	CAMPER	066	CORTEN	073
APUANE	022	COCONUT	073	GATSBY	092
BEYOND	048	JUNGLE	150	GRUNGE	116
BULDER	064	NORWAY	210	JOLIET	142
ENIGMA	065	SYLAN	262	METALLIC	176
IMARBLE	126	VALMONT	298	STEEL	250
INDO	130			UPTOWN	290
INSTANT	132			VICTORIAN	306
LUXOR	152				
MAGMA	158				
MARBOX	164				
MONACO	186				
PHUKET	215				
TOLSTOI	282				
VILARO	304				

ENCAUSTIC HIDRÁULICO	
MOVING	196
SÃO LUIS	236
TAWRIQ	268
VANGUARD	302

MOSAICS | MOSAICS

STONE PIEDRA		GLASS CRISTAL		METAL		CERAMIC CERÁMICA	
ASTRO	323	CENTER	320	EIFFEL	322	ROYAL	320
CASSINI	323	DAILY	320	NITRO	322		
CONTEXT	323	DOCE	320	REM	322		
FAUN	323	ELIPTIC	321	TRAM	322		
OVER	323	OZONO	321				
POLE	323	SKIN	320				
ROLL	323						

FINISHES INDEX | ÍNDICE DE ACABADOS

MATT MATE				SHINY BRILLO		METAL	
ABSOLUT	008	MIXING WALL	184	ALLEGRO	020	CORTEN	073
ACOUSTIC - CERLER	010	MOVING	196	APUANE	022	GATSBY	092
AGED	014	NEUTRAL	200	ARCTIC	026	GLASS	098
ALHAMBRA	016	NORWAY	210	ART	030	JOLIET	142
ANGEL	011	OPAL	212	BEYOND	048	METALLIC	176
ARCHITRAVE	024	OUTRE	213	BULDER	064	TREND	284
AREA	028	PALAZZO	214	COOL	074	UPTOWN	290
ASTORIA	032	POLAR	216	CRAYON	076	VICTORIAN	306
ATTILA	036	PRESSURE	222	DELICE	078		
AVENUE	042	QUANTUM	223	ELARA	080	PVD	
AZUR	043	RANGE	224	GLACIAR	104	ACCES	313
BAFFIN	044	RECOVER	226	GLASS	098	ACOUSTIC	010
BRAVE	052	RONDA	230	IMARBLE	126	AGED	014
BRICKWORK	054	SAHARA	234	INDO	130	ARCHITRAVE ARTIC	314
BROOKLYN	058	SHAGREEN	240	INSTANT	132	AREA	028
BUILD WALL	062	SILKEN	243	JOLIET	142	ART	030
CAMPER	066	SILKEN	246	LUXOR	152	BULDER	064
CARPET	068	SOLID	245	MAGMA	158	ELEGY	084
CAYENNE	070	STROKE	254	MARBOX	164	ENIGMA	065
CLINKER	072	STUDIO	258	METRO	182	FEMME	090
COCONUT	073	SWAN	253	MONACO	186	GLACIAR	104
CORTEN	073	SYLAN	262	MONTBLANC	190	GLIMPSE GLACIAR	317
DIXON	071	TANGO	264	NORDIC	206	INDO	130
DRESS	079	TAWRIQ	268	POP	220	ISEN	134
ELEGY	084	TERRE	272	PUCKET	215	MARKHAM MONTBLANC	318
ELIANA	086	TEX	276	SÃO LUIS	236	METRO	182
ENIGMA	065	THOR	280	SHINE	242	NEUTRAL NORDIC	316
FABRIQUE	088	TRIBAL	288	SKYLINE	244	NORDIC	208
FEMME	090	UPTOWN	290	STEEL	250	OPAL	212
GATSBY	092	URBAN	296	STRIPES	252	POLAR	216
GLIMPSE	108	VALMONT	298	TERRE	272	POLAR PYRUS	315
GRAVITE	112	VANGUARD	302	TOLSTOI	282	POP	220
GRUNGELL	116	VICTORIAN	306	TREND	284	RANGE	224
HARDEN	122	WIND	305	VILARO	304	SHINE	242
IDOLE	124	ZENITH	312	ZERO - ACCES	313	SILKEN SHINE	314
ISEN	134					SOLID	314
JACQUARD	136					SWAN	253
JUNGLE	150					TERRE	272
KILIM	151					TOLSTOI	282
LEVEL	150					TREND	284
MARKHAM	170						
METALLIC	176						

FORMAT INDEX | ÍNDICE DE FORMATOS

45 X 120 CM

BROOKLYN	058
GRAVITE	112
GRUNGE	116
JACQUARD	136
LUXOR	152
MAGMA	158
MARBOX	164
MARKHAM	170
MONACO	186
MONTBLANC	190

30 X 100 CM

ALHAMBRA	016
ASTORIA	032
ATTILA	036
CAMPER	066
FABRIQUE	088
GLACIAR	104
GLIMPSE	108
METALLIC	176
RONDA	230
STROKE	254
STUDIO	258
TANGO	264
TAWRIQ	268
TEX	276

31 X 95 CM

ELIANA	086
FEMME	090
ISEN	134
SHINE	242
SILKEN	243

30 X 90 CM

ALLEGRO	020
AVENUE	042
BAFFIN	044
BEYOND	048
BUILD	062
CAYENNE	070
HARDEN	122
IMARBE WALL	126

INDO	130
JUNGLE	150
MIXING	184
NEUTRAL	200
NORDIC	206
PUCKET	215
SWAN	253
SYLAN	262
TRIVAL	288

31 X 75 CM

ABSOLUT	008
---------	-----

30 X 60 CM

ACOUSTIC - CERLER	010
ANGEL	011
APUANE	022
ARCHITRAVE	024
ARCTIC	026
AREA	028
BAFFIN	052
CLINKER	072
ELEGY	084
IDOLE	124
KILIM	151
OUTRE	213
RANGE	224
SHAGREEN	240
SILKEN	246
VALMONT	298
WIND	305

25 X 75 CM

AZUR	043
BULDER	064
CARPET	068
DIXON	071
COCONUT	073
DRESS	079
ELARA	080
INSTAN	132
LEVEL	150
NORWAY	210
PALAZZO	214

POLAR	216
PRESSURE	223
RECOVER	226
SAHARA	234
SKYLINE	244
SOLID	245
STEEL	250
THOR	280
TOLSTOI	282
VILARO	304
ZENITH	312
ZERO - ACCES	313

20 X 60 CM

BAFFIN	046
BRICKWORK	054
CORTEN	073
CRAYON	076
DELICE	078
ENIGMA	065
METRO	182
PRESSURE	222
SÃO LUIS	236
STRIPES	252

20 X 20 CM

AGED	014
ART	030
COOL	074
GATSBY	092
GLASS	098
MOVING	196
OPAL	212
POP	220
TERRE	272
TREND	284
VANGUARD	302

7,5 X 30 CM

ELARA	080
JOLIET	142
UPTOWN	290
URBAN	296

ABSOLUT

Slight Variation

Double Firing

Digital

Ligera Variación

Bicocción

Digital

MATCHING FLOOR TILES IN FLOOR TILE CATALOGUE
PAVIMENTO COORDINADO EN EL CATÁLOGO FLOOR TILES



Absolut Ivory
31,6x75,6 cm
12,4"x17,5"
G-574



Absolut Gold
31,6x75,6 cm
12,4"x17,5"
G-580



Absolut Gold Ornato
31,6x75,6 cm
12,4"x17,5"
G-590



Absolut Gold Decor
31,6x75,6 cm
12,4"x17,5"
G-350



Memory Oro
31,6x75,6 cm
12,4"x17,5"
G-357



Absolut Gold Lista
2x31,6 cm
G-230



Incanto Moldura
3x31,6 cm
G-266



Incanto Ángulo Moldura
3x2 cm
G-310



Incanto Oro Moldura
3x31,6 cm
G-290



Incanto Oro Ang. Moldura
3x2 cm
G-310



Absolut Gold Ang. Lista
2x2 cm
G-310



Incanto Cenefa
10x31,6 cm
G-320



Incanto Ángulo Cenefa
3x10 cm
G-310



Incanto Oro Cenefa
10x31,6 cm
G-350



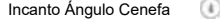
Incanto Oro Ang. Cenefa
3x10 cm
G-310



Absolut Gold Bordura
5x31,6 cm
G-240



Incanto Zócalo
18x31,6 cm
G-350



Incanto Ángulo Zócalo
3x18 cm
G-310



Incanto Oro Zócalo
18x31,6 cm
G-356



Incanto Oro Ang. Zócalo
3x18 cm
G-310



Absolut Gold Ang. Bordura
3x5 cm
G-310



Absolut Gold Zócalo
12x31,6 cm
G-250

Special Product: Due to hand-manufactured process the caliber and tonality of these borders could vary from one to other. Clean only using neutral PH products. Do not mix pieces from different lots.
Producto Especial: Este material se fabrica artesanalmente, por lo que pueden existir variaciones en el calibre o en el tono. Usar para su limpieza únicamente productos con PH neutro. No mezclar piezas de diferentes lotes.

Series	Format&Thickness	Unit	Boxes/Pallet	m ² /Pallet	m ² /Box	Pieces/Box	Kg/Pallet	Kg/Box
Absolut	31,6x75,6x1,05 cm	m ²	36	51,48	1,43	6	997	27,48
Absolut Ornato	31,6x75,6x1,05 cm	m ²	36	51,48	1,43	6	997	27,30
Absolut Decor	31,6x75,6x1,05 cm	pz	36	51,48	1,43	6	1003,24	27,48
Memory	31,6x75,6x1,05 cm	pz	18	25,74	1,43	6	482,02	26,00
Absolut Ang-List	2x2 cm	pz	240	2,40	0,01	25	136,88	0,51
Absolut Lista	2x31,6 cm	pz	39	12,56	0,32	51	287,96	7,02
Absolut Ang-Bord	5x3 cm	pz	240	6,48	0,03	18	256,16	1,01
Absolut Bord	5x31,6 cm	pz	39	18,49	0,47	30	307	7,75
Absolut Zócalo	5x31,6 cm	pz	48	29,14	0,61	16	590,24	12,01
Incanto Ang-Mold	3x2 cm	pz	240	7,20	0,03	50	83	0,287
Incanto Moldura	3x31,6 cm	pz	39	11,08	0,28	30	306,11	7,49
Incanto Ang-Cenefa	3x10 cm	pz	240	18,72	0,08	26	204,8	0,79
Incanto Cenefa	10x31,6 cm	pz	39	12,32	0,32	10	349,60	8,61
Incanto Ang-Zócalo	3x18 cm	pz	240	20,64	0,08	16	134	0,49
Incanto Zócalo	18x31,6 cm	pz	70	19,88	0,28	5	539	7,50

Matching floor tiles / Pavimento coordinado



Absolut Ivory / Gold Gres

49,1x49,1 cm

Absolut Gres Rossone / Gres Greca

49,1x49,1 cm

Absolut Gres Taco / Gres Cenefa

24,55x24,55 cm

24,55x49,1 cm

G-900 / G-910

G-780

G-780



Wall: Absolut Ivory_Gold_Gold Decor_Gold Oranto 31,6x75,6 cm-Incanto Oro Cenefa 10x31,6 cm-Incanto Oro Zócalo 18x31,6 cm
Floor: Ivory Gres Gold_Gres Greca_Gres Rossone 49,1x49,1 cm

ACOUSTIC - CERLER

Uniform Appearance


Double Firing

Digital

Aspecto Uniforme

Bicocción

Digital




Cerler Blanco
31,6x59,2 cm - 12,4"x23,3"

G-540




Cerler Negro
31,6x59,2 cm - 12,4"x23,3"

G-550



Cerler Gris
31,6x59,2 cm - 12,4"x23,3"

G-550




Acoustic Blanco
31,6x59,2 cm - 12,4"x23,3"

G-550



Acoustic Negro
31,6x59,2 cm - 12,4"x23,3"

G-550



Cerler Vison
31,6x59,2 cm - 12,4"x23,3"

G-550



Acoustic Acero
31,6x59,2 cm - 12,4"x23,3"

G-357



Acoustic Gold
31,6x59,2 cm - 12,4"x23,3"

G-357

Acier Lista
1,5x59,2 cm
G-130

Niebla Rojo Lista
1,5x59,2 cm
G-290

Niebla Negro Lista
1,5x59,2 cm
G-290

Niebla Maiz Lista
1,5x59,2 cm
G-290



Kitchen Decor A, B
31,6x59,2 cm


G-343



Drop Decor A, B
31,6x59,2 cm

G-343

Matching floor tiles | Pavimento coordinado



Vallter Blanco
31,6x59,2 cm

PEI-IV
G-890



Sensation Rojo
31,6x59,2 cm

G-917




Sensation Maiz
31,6x59,2 cm

G-910



Sensation Gris
31,6x59,2 cm

G-900



Sensation Negro
31,6x59,2 cm

G-890

Series	Format&Thickness	Unit	Boxes/Pallet	m ² /Pallet	m ² /Box	Pieces/Box	Kg/Pallet	Kg/Box
Cerler	31,6x59,2x1 cm	m ²	48	45,12	0,94	5	866	17,75
Acoustic	31,6x59,2x1 cm	m ²	48	45,12	0,94	5	800	16,37
Acoustic Gold/ Acero	31,6x59,2x1 cm	pz	40	44,8	1,12	6	815	20,02
Kitchen / Drop Decor A,B	31,6x59,2x1 cm	pz	48	45,12	0,94	5	865	17,73
Niebla Lista	1,5x59,2 cm	pz	96	8,54	0,08	10	235	2,3
Acier Lista	1,5x59,2 cm	pz	96	39,74	0,41	70	398	4

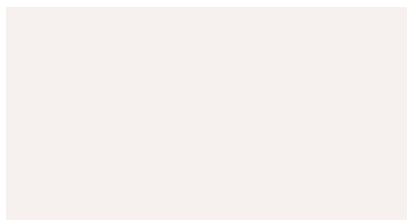
ANGEL

Slight Variation

Double Firing


Ligera Variación

Bicocción



Angel Blanco
31,6x59,2 cm - 12,4"x23,3"

G-540



Angel Crema
31,6x59,2 cm - 12,4"x23,3"

G-540




Angel Cielo
31,6x59,2 cm - 12,4"x23,3"

G-540



Angel Blanco Ornato
31,6x59,2 cm - 12,4"x23,3"

G-550



Angel Crema Ornato
31,6x59,2 cm - 12,4"x23,3"

G-550



Angel Blanco Trace
31,6x59,2 cm - 12,4"x23,3"

G-550

Demeter Lista
1x59,2 cm

G-130



Angel Oro Cenefa
4,3x59,2 cm


G-260



Angel Plata Cenefa
4,3x59,2 cm

G-260

Matching floor tiles | Pavimento coordinado



Vallter Blanco
31,6x59,2 cm

PEI-IV

G-890



Sensation Beige
31,6x59,2 cm

PEI-IV

G-900



Sensation Cielo
31,6x59,2 cm

PEI-IV


G-915



Wall: Angel Blanco Ornato 31,6x59,2 cm-Angel Plata Cenefa 4,3x59,2 cm

Series	Format&Thickness	Unit	Boxes/Pallet	m ² /Pallet	m ² /Box	Pieces/Box	Kg/Pallet	Kg/Box
Angel / Angel Trace / Angel Ornato	31,6x59,2x1 cm	m ²	48	45,12	0,94	5	866	17,75
Angel Cenefa	4,3x59,2 cm	pz	48	21,98	0,46	18	455	9,13
Demeter Lista	1x59,2 cm	pz	96	39,74	0,41	70	400	4,02

AGED





Wall: Aged White_White Ornato_Dark Ornato 20x20 cm Floor: Terre Ice Natural 24,9x100 cm

AGED

Slight Variation White

High Variation Dark

Double Firing

Digital

Ligera Variación

Contraste de Tonalidad

Bicocción

Digital



Aged White
20x20 cm - 7,91"x7,91"



G-430

Aged White Ornato
20x20 cm - 7,91"x7,91"



G-430

Aged Dark Ornato
20x20 cm - 7,91"x7,91"



G-430

Aged Mold.
3x20 cm
1,18"x7,9"



G-345

Aged Dark Cenefa
20x20 cm
7,91"x7,91"



G-300

Aged Copper Ornato*
20x20 cm
7,91"x7,91"



G-320



Aged Cenefa
7x20 cm
2,75"x7,9"



G-310



Aged Bath Decor**
20x20 cm - 7,91"x7,91"



G-80

Aged Kitchen Decor**
20x20 cm - 7,91"x7,91"



G-80


* Aged Decor is available in 3 different aleatory patterns.
Aged Decor está disponible en 3 relieves diferentes aleatorios.

** Aged Bath Decor & Aged Kitchen Decor are available in 13 different aleatory patterns.
Aged Bath Decor y Aged Kitchen Decor están disponibles en 13 diseños diferentes aleatorios.

Special Product:
Due to hand-manufactured process the caliber and tonality of these borders could vary from one to other. Clean only using neutral PH products. Do not mix pieces from different lots.

Producto Especial: Este material se fabrica artesanalmente, por lo que pueden existir variaciones en el calibre o en el tono. Usar para su limpieza únicamente productos con PH neutro. No mezclar piezas de diferentes lotes.

Series	Format&Thickness	Unit	Boxes/Pallet	m ² /Pallet	m ² /Box	Pieces/Box	Kg/Pallet	Kg/Box
Aged	20x20x0,85 cm	m ²	100	100	1	25	1251	12,37
Aged Ornato	20x20x0,85 cm	m ²	100	84,00	0,84	21	1078	10,64
Aged Bath/Kitchen Decor	20x20x0,85 cm	pz	100	100,00	1	25	1279	12,65
Aged Cenefa	7x20 cm	pz	64	18,82	0,294	21	360	5,4
Aged Cornisa	5x20 cm	pz	48	13,44	0,28	28	418	8,41
Aged Silver/Copper Ornato	20x20 cm	pz	50	36,00	0,72	18	464	9,01
Aged Mold	3x20 cm	pz	64	15,36	0,24	40	359	5,39



Wall: Aged White_Dark Ornato 20x20 cm

ALHAMBRA





Wall: Alhambra Blue Mexuar_Blue Rauda_White Mexuar 29,75x99,55 cm Floor: Alhambra Blue Natural 59,2x59,2 cm

ALHAMBRA

White Body

Slight Variation

Double Firing

Thickness 0,74 cm


Pasta Blanca

Ligera variación

Bicocción

Espesor 0,74 cm

MATCHING FLOOR TILES IN FLOOR TILE CATALOGUE
PAVIMENTO COORDINADO EN EL CATÁLOGO FLOOR TILES



Glimpse White
29,75x99,55 cm - G-571
11,71"x39,19"



Alhambra White Mexuar
29,75x99,55 cm - G-581
11,71"x39,19"



Alhambra Blue Mexuar
29,75x99,55 cm - G-581
11,71"x39,19"



Alhambra Blue Rauda
29,75x99,55 cm - G-601
11,71"x39,19"



Alhambra Green Mexuar
29,75x99,55 cm - G-581
11,71"x39,19"



Alhambra Green Rauda
29,75x99,55 cm - G-601
11,71"x39,19"



Glimpse White Corner 30
1,5x29,75 cm - G-330
0,59"x11,71"

*Side View Corner 30
Perfil Corner 30



Tawriq Gold Moldura
3,5x29,75 cm - G-291
1,38"x11,71"



Alhambra Silver Moldura
3,5x29,75 cm - G-291
1,38"x11,71"



Tawriq Gold Cenefa
9x29,75 cm - G-321
3,54"x11,71"



Alhambra Silver Cenefa
9x29,75 cm - G-321
3,54"x11,71"



Tawriq Gold Zocalo
11x29,75 cm - G-352
4,33"x11,71"



Alhambra Silver Zocalo
11x29,75 cm - G-352
4,33"x11,71"



Geneva Gold - Silver - Copper Lista
1x99,55 cm - 0,39"x39,19" - G-291

Matching floor tiles | Pavimento coordinado



Alhambra Blue_Green Natural
59,2x59,2 cm - G-3154

Matching PVD tiles | PVD coordinado



Glimpse Gold / Silver Mexuar
29,75x99,55 cm - 11,71"x39,19" - G-349

Series	Format&Thickness	Unit	Boxes/Pallet	m ² /Pallet	m ² /Box	Pieces/Box	Kg/Pallet	Kg/Box
Alhambra	29,75x99,5x0,74 cm	m2	44	65,12	1,48	5	956	21,21
Tawriq / Alhambra Moldura	3,5x29,75 cm	pz	34	12,04	0,354	34	310	8,40
Tawriq / Alhambra Cenefa	9x29,75 cm	pz	39	20,90	0,536	20	400	9,70
Tawriq / Alhambra Zocalo	11x29,75 cm	pz	39	24,26	0,622	19	421	10,21
Geneva Lista	1x99,55 cm	pz	15	4,49	0,299	30	70	3,10



Wall: Alhambra White Mexuar_Green Mexuar_Green Rauda 29,75x99,55 cm Floor: Alhambra Green Natural 59,2x59,2 cm

ALLEGRO

White Body

Rectified

Slight Variation

Double Firing

Thickness 0,74 cm

Pasta Blanca

Rectificado

Ligera variación

Bicoccción

Espesor 0,74 cm

MATCHING FLOOR TILES IN FLOOR TILE CATALOGUE
PAVIMENTO COORDINADO EN EL CATÁLOGO FLOOR TILES



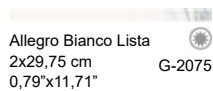
Allegro Bianco
29,75x89,46 cm
11,71"x35,22"



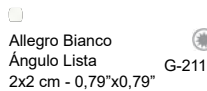
Allegro Bianco
Mosaico 5x5
29,75x29,75 cm
11,71"x11,71"



Alice Decor A, B **
29,75x89,46 cm - 11,71"x35,22"



Allegro Bianco Lista
2x29,75 cm
0,79"x11,71"



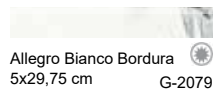
Allegro Bianco
Ángulo Lista
2x2 cm - 0,79"x0,79"



*Side View Lista
Perfil Lista




Allegro Bianco
Ángulo Bordura
5x3 cm - 1,97"x1,81"



Allegro Bianco Bordura
5x29,75 cm
1,97"x11,71"



*Side View Bordura
Perfil Bordura



Allegro Bianco Zócalo
12x29,75 cm
4,74"x11,71"




*Side View Zócalo
Perfil Zócalo

Product of natural marble, so the tonality and caliber of these pieces could vary from one to other. Clean only using neutral PH products. Do not mix pieces from different lots.

Producto de mármol natural, por lo que pueden existir variaciones de calibre y de tono. Usar para la limpieza únicamente productos con PH neutro. No mezclar piezas de diferentes lotes.

Matching floor tiles | Pavimento coordinado




Allegro Bianco / Bianco Mos. 5x5 Natural
29,75x29,75 cm
G-3258/G-3666

CONTENT OF RECYCLED MATERIAL
CONTENIDO DE MATERIAL RECICLADO

60%

Series	Format&Thickness	Unit	Boxes/Pallet	m ² /Pallet	m ² /Box	Pieces/Box	Kg/Pallet	Kg/Box
Allegro	29,75x89,46x0,74	m2	40	63,880	1,597	6	948	23,13
Alice Decor	29,75x89,46x0,74	pz	18	23940	1,330	5	383	20
Allegro Mosaico 5x5	29,75x29,75x0,74	m2	36	28,69	0,797	9	383	9,99
Allegro Bianco Lista	2x29,75	pz	150	21,45	0,143	24	462,5	2,99
Allegro Bianco Bordura	5x29,75	pz	36	18	0,285	19	211,7	5,49
Allegro Bianco Áng. Lista	2x2	pz	240	2,4	0,010	25	136,8	0,512
Allegro Bianco Áng. Bordura	5x3	pz	240	2,88	0,012	8	182,2	0,701
Allegro Bianco Zócalo	12x29,75	pz	36	18	0,5	14	129	2,935



Wall: Allegro Bianco 29,75x89,46 cm-Allegro Bianco Lista 2x29,75-Allegro Bianco Bordura 5x29,75 cm-Alice Decor A,B 29,75x89,46 cm
Floor: Allegro Bianco Natural 29,75x29,75 cm

APUANE

White Body

Rectified

Slight Variation

Double Firing

Thickness 0,74 cm

Pasta Blanca

Rectificado

Ligera variación

Bicoccción


Espesor 0,74 cm

MATCHING FLOOR TILES IN FLOOR TILE CATALOGUE
PAVIMENTO COORDINADO EN EL CATÁLOGO FLOOR TILES



Apuane White
29,75x59,55 cm - 17,57"x23,45"

G-3140




Apuane Decor Geo
29,75x59,55 cm - 17,57"x23,45"

G-2235



Apuane White Geo
29,75x59,55 cm - 17,57"x23,45"

G-3154



Silver Geo Decor
29,75x59,55 cm - 17,57"x23,45"

G-2375




Alpi Decor
29,75x59,55 cm - 17,57"x23,45"

G-2291



Apuane White
Corner
1,5x29,75 cm - 0,59"x17,57"

G-2085



Apuane White
Mos. 2,5x2,5
29,75x29,75 cm - 11,71"x11,71"

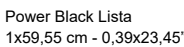
G-3756



Apuane White
Mos. Hexagonal
26,3x27,4 cm - 10,35"x10,79"

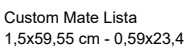
G-2281

Apuane White Mos. Hexagonal:
Approx. 14 piezas/sqm
Apuane White Mos. Hexagonal:
Aprox. 14 piezas/m²



Power Black Lista
1x59,55 cm - 0,39x23,45"

G-2089




Custom Mate Lista
1,5x59,55 cm - 0,59x23,45"

G-2065



Wall: Apuane White_White Geo 29,75x59,55 cm
Geo Silver Decor 29,75x59,55 cm

Matching floor tiles / Pavimento coordinado



Apuane White Pulido
44,63x89,46 cm - G-3298
17,57"x35,22"
59,55x59,55 cm -
23,45"x23,45"

CONTENT OF RECYCLED MATERIAL
CONTENIDO DE MATERIAL RECICLADO

60%

Series	Format&Thickness	Unit	Boxes/Pallet	m ² /Pallet	m ² /Box	Pieces/Box	Kg/Pallet	Kg/Box
Apuane	29,75x59,55	m ²	40	49,60	1,240	7	730	17,67
Geo	29,75x59,55	m ²	48	49,60	1,240	7	680	16,43
Alpi Decor	29,75x59,55	pz	24	21,24	0,885	5	327	7,2
Apuane Decor Geo/Silver	29,75x59,55	pz	48	51,02	1,063	6	714	14,40
Apuane Mos. 2,5x2,5	29,75x29,75	m ²	36	31,86	0,885	10	401	10,51
Apuane Mos. Hexagonal	29,75x29,75	pz	36	25,96	0,721	10	369	9,61
Apuane Corner-30	1,5x29,75	pz	36	6,03	0,108	24	86	3,43
Custom Lista	1,5x59,55	pz	24	36,00	1,500	250	7,2	0,30
Power Lista	1x59,55	pz	96	5,76	0,060	10	110	0,91



Wall: Apuane White Geo 29,75x59,55 cm Floor: Apuane White Pulido 89,46x89,46 cm

ARCHITRAVE

White Body

Rectified

Double Firing


Thickness 0,74 cm

Pasta Blanca

Rectificado


Bicocción

Espesor 0,74 cm



Architrave White
29,75x59,55 cm - 17,57"x23,45"

G-3140



Cross White Mos.
29,75x29,75 cm
11,71"x11,71"

G-2235



Architrave White
Corner-30
1,5x29,75 cm
0,59"x11,71"

G-2085



Architrave White Geo
29,75x59,55 cm - 17,57"x23,45"


G-3154



Power Aqua - Red - Black Lista
1x59,55 cm - 0,39x23,45"

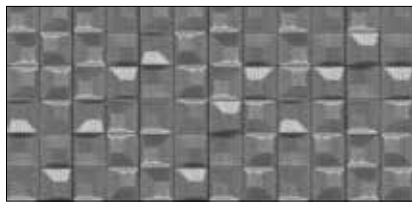
G-2089

Cross White Mos.: Approx. 11,3 pieces/sqm
Cross White Mos.: Aprox. 11,3 piezas/m²



Architrave White Micro
29,75x59,55 cm - 17,57"x23,45"


G-3154



Geo Silver Decor
29,75x59,55 cm - 17,57"x23,45"


G-3275

Matching Floor Tiles | Pavimento Coordinado



Neutral Blanco Nat.
29,75x29,75 cm
11,71"x11,71"

G-3286



Neutral Blanco Nat.
59,55x59,55 cm
23,45"x23,45"

G-3330

CONTENT OF RECYCLED MATERIAL
CONTENIDO DE MATERIAL RECICLADO

64%

Series	Format&Thickness	Unit	Boxes/Pallet	m ² /Pallet	m ² /Box	Pieces/Box	Kg/Pallet	Kg/Box
Architrave/Micro/Geo 30x60	29,75x59,55x0,74	m ²	40	49,60	1,240	7	730	10,04
Architrave Gold/Silver/ Copper Geo/Micro	29,75x59,55x0,74	pz	24	25,51	1,063	6	359	14,30
Cross White Mos.	29,75x29,75	m ²	36	28,69	0,797	9	383	10
Power Lista	1x59,55	pz	96	5,76	0,060	10	110	0,91



Wall: Architrave White Geo 29,75x59,55 cm Floor: Neutral Blanco Natural 59,55x59,55 cm

ARCTIC

White Body

Rectified

Double Firing


Thickness 0,74 cm

Pasta Blanca

Rectificado

Bicoccción

Espesor 0,74 cm



Arctic White
29,75x59,55 cm - 17,57"x23,45"

G-3140



Arctic Aqua Micro
29,75x59,55 cm - 17,57"x23,45"

G-3154




Arctic Red Micro
29,75x59,55 cm - 17,57"x23,45"

G-3178



Arctic White Geo
29,75x59,55 cm - 17,57"x23,45"

G-3154




Cross White Mos.
29,75x29,75 cm
11,71"x11,71"

G-2235



Arctic White
Corner-30
1,5x29,75 cm
0,59"x11,71"

G-2085



Arctic White Micro
29,75x59,55 cm - 17,57"x23,45"

G-3154



Aiko Aqua Cuadro**
20x23,5 cm - 7,87"x9,25"


G-2291



Aiko Red Cuadro**
20x23,5 cm - 7,87"x9,25"

G-2291

** Aiko Cuadro consists of 2 different aleatory reliefs. Price per piece
Aiko Cuadro consiste en 2 relieves diferentes aleatorios. Precio por pieza



Geo Silver Decor
29,75x59,55 cm - 17,57"x23,45"


G-2375



Power Aqua - Red - Black Lista
1x59,55 cm - 0,39x23,45"


G-2089

Matching Floor Tiles | Pavimento Coordinado



Neutral Blanco Nat.
29,75x29,75 cm
11,71"x11,71"

G-3286



Neutral Blanco Nat.
59,55x59,55 cm
23,45"x23,45"

G-3330

CONTENT OF RECYCLED MATERIAL
CONTENIDO DE MATERIAL RECICLADO

60%

Series	Format&Thickness	Unit	Boxes/Pallet	m ² /Pallet	m ² /Box	Pieces/Box	Kg/Pallet	Kg/Box
Arctic/Micro/Geo 30x60	29,75x59,55x0,74	m ²	40	49,60	1,240	7	730	10,04
Cross White Mos.	29,75x29,75	m ²	36	28,69	0,797	9	383	10
Aiko Cuadro	20x23,5	pz	64	8,46	0,282	6	407	16,68
Power Lista	1x59,55	pz	96	5,76	0,060	10	110	0,91



Wall: Arctic White_White Micro 29,75x59,55 cm-Custom Lista Mate-60


AREA

Uniform Appearance

Double Firing


Aspecto Uniforme

Bicocción



Cerler Blanco
31,6x59,2 cm - 12,4"x23,3"

G-540



Cerler Negro
31,6x59,2 cm - 12,4"x23,3"

G-550



Tear Gold
31,6x59,2 cm - 12,4"x23,3"

G-357



Area Blanco Ornato
31,6x59,2 cm - 12,4"x23,3"

G-580



Area Negro Ornato
31,6x59,2 cm - 12,4"x23,3"

G-580



Bridge Gold
31,6x59,2 cm - 12,4"x23,3"

G-357



Area Blanco Tear
31,6x59,2 cm - 12,4"x23,3"

G-550



Area Negro Tear
31,6x59,2 cm - 12,4"x23,3"

G-550



Sound Gold
31,6x59,2 cm - 12,4"x23,3"

G-357



Area Blanco Bridge
31,6x59,2 cm - 12,4"x23,3"

G-550



Area Negro Bridge
31,6x59,2 cm - 12,4"x23,3"

G-550



Tear Silver
31,6x59,2 cm - 12,4"x23,3"

G-357




Area Blanco Sound
31,6x59,2 cm - 12,4"x23,3"

G-550



Area Negro Decor
31,6x59,2 cm - 12,4"x23,3"

G-356



Bridge Silver
31,6x59,2 cm - 12,4"x23,3"

G-357



Area Blanco Decor
31,6x59,2 cm - 12,4"x23,3"


G-356

Niebla Blanco Lista
1,5x59,2 cm
G-290

Niebla Crema Lista
1,5x59,2 cm
G-290

Niebla Moka Lista
1,5x59,2 cm
G-290

Wind Moldura
3x59,2 cm
G-266



Sound Silver
31,6x59,2 cm - 12,4"x23,3"

G-357

Matching floor tiles / Pavimento coordinado



Primary White / Black / Grey / Beige / Vison Natural
29,75x29,75 cm - 11,71"x11,71"

G-3142

* Matching floor tiles. We recommend to lay this product with a 2 mm grout.
Pavimento de igualación. Se recomienda colocar este producto con una junta de separación de 2 mm.



Wall: Area Blanco Tear 31,6x59,2 cm

Series	Format&Thickness	Unit	Boxes/Pallet	m ² /Pallet	m ² /Box	Pieces/Box	Kg/Pallet	Kg/Box
Area Bridge	31,6x59,2x1cm	m ²	48	45,120	0,94	5	900	17,730
Area Sound / Tear	31,6x59,2x1cm	m ²	48	45,120	0,94	5	900	17,730
Area Ornato	31,6x59,2x1 cm	m ²	48	45,120	0,94	5	865,040	17,730
Tear Gold / Silver	31,6x59,2 cm	pz	40	44,880	1,12	6	674,720	16,518
Bridge Decor	31,6x59,2 cm	pz	40	37,400	0,93	5	454,040	11,001
Bridge Gold / Silver	31,6x59,2 cm	pz	40	44,880	1,12	6	674,720	16,518
Sound Gold / Silver	31,6x59,2 cm	pz	40	44,880	1,12	6	674,720	16,518
Niebla Lista	1,5x59,2 cm	pz	96	8,54	0,08	10	235	2,3

ART

Uniform Appearance


Double Firing

Digital

Aspecto Uniforme

Bicocción


Digital



Art White
20x20 cm
7,9"x7,9"



Art White
Corner
2x20 cm




Art Ice
20x20 cm
7,9"x7,9"



Art Pearl
20x20 cm
7,9"x7,9"



Art Grey
20x20 cm
7,9"x7,9"



Art Ivory
20x20 cm
7,9"x7,9"



Poeme Marfil
20x20 cm
7,9"x7,9"



Art White Lista*
2x20 cm



Art White
Áng. Lista
2x2 cm



Art White Bord.*
5x20 cm



Art White
Áng. Bord.
5x3 cm



Art Cream
20x20 cm
7,9"x7,9"



Art Beige
20x20 cm
7,9"x7,9"



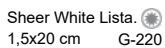
Art Bone
20x20 cm
7,9"x7,9"



Art Vison
20x20 cm
7,9"x7,9"



Art Orange
20x20 cm
7,9"x7,9"



Sheer White Lista.
1,5x20 cm



Art Blue
20x20 cm
7,9"x7,9"



Art Purple
20x20 cm
7,9"x7,9"



Art Lime
20x20 cm
7,9"x7,9"




Art Red
20x20 cm
7,9"x7,9"



Art Black
20x20 cm
7,9"x7,9"

* available in all colours of collection.
disponibles en todos los colores de la
colección.



Art Silver
20x20 cm
7,9"x7,9"




Art Silver
Corner
2x20



Art Gold
20x20 cm
7,9"x7,9"



Art Gold
Corner
2x20



Rebel Decor
20x20 cm



Glam Decor
20x20 cm

Rebel Decor is available in 36
different aleatory patterns.
Rebel Decor está disponible
en 36 decoraciones aleatorias
diferentes.

Glam Decor is available in 35
different aleatory patterns.
Glam Decor está disponible
en 35 decoraciones aleatorias
diferentes.

Matching floor tiles / Pavimento coordinado



Primary White / Blue / Lime / Black / Grey / Beige / Vison Natural

29,75x29,75 cm - 11,71"x11,71"

Primary Red Natural

29,75x29,75 cm - 11,71"x11,71"

G-3142

G-3170

Series	Format&Thickness	Unit	Boxes/Pallet	m ² /Pallet	m ² /Box	Pieces/Box	Kg/Pallet	Kg/Box
Art	20x20x0,65 cm	m ²	100	100	1,00	25	1278,5	12,65
Art bordura	5x20 cm	pz	48	15,36	0,32	32	326,77	6,516
Art ángulo bordura	5x3 cm	pz	240	6,48	0,027	18	256,16	1,009
Art ángulo lista	2x2 cm	pz	240	2,40	0,010	25	136,88	0,512
Art corner	2x20 cm	pz	64	15,36	0,24	60	251	3,71
Sheer lista	1,5x20 cm	pz	64	8,64	0,135	45	20,912	0,108
Rebel / Glam Decor	20x20 cm	pz	50	30	0,60	25	564	10,995
Art Gold / Silver	20x20 cm	pz	50	42	0,84	21	574	11,20



Wall: Art White_Ice_Ivory_Pearl_Marfil_Beige_Bone 20x20 cm

ASTORIA





Wall: Fabrique Ivory 29,75x99,55 cm-Astoria Ochre Fleur_Maroon Paisley 29,75x99,55 cm-Tawriq Gold Moldura-Cenefa-Zócalo
Floor: Fabrique Ivory Natural 59,55x59,55 cm-Astoria Maroon Paisley Natural 59,55x59,55 cm

ASTORIA

White Body

Slight Variation

Double Firing

Digital

Thickness 0,74 cm

Pasta Blanca

Ligera Variación

Bicocción

Digital

Espesor 0,74 cm

MATCHING FLOOR TILES IN FLOOR TILE CATALOGUE
PAVIMENTO COORDINADO EN EL CATÁLOGO FLOOR TILES



Fabrique Ivory
29,75x99,55 cm -
11,71"x39,19" G-571



Astoria Ochre Paisley
29,75x99,55 cm -
11,71"x39,19" G-581



Astoria Maroon Paisley
29,75x99,55 cm -
11,71"x39,19" G-581



Astoria Brown Fleur
29,75x99,55 cm -
11,71"x39,19" G-581



Astoria Blue Fleur
29,75x99,55 cm -
11,71"x39,19" G-581



*Side View Corner 30
Perfil Corner 30

Fabrique Ivory Corner 30
1,5x29,75 cm -
0,59"x11,71" G-330



Tawriq Gold Moldura
3,5x29,75 cm -
1,38"x11,71" G-291



Tawriq Gold Cenefa
9x29,75 cm -
3,54"x11,71" G-321



Tawriq Gold Zocalo
11x29,75 cm -
4,33"x11,71" G-352



Alhambra Silver Moldura
3,5x29,75 cm -
1,38"x11,71" G-291




Alhambra Silver Cenefa
9x29,75 cm -
3,54"x11,71" G-321



Alhambra Silver Zocalo
11x29,75 cm -
4,33"x11,71" G-352

Geneva Gold - Silver - Copper Lista
1x99,55 cm - 0,39"x39,19" G-291

Matching floor tiles | Pavimento coordinado



Fabrique Ivory Natural
59,2x59,2 cm G-3146



Astoria Ochre_Maroon Paisley Natural
59,2x59,2 cm G-3162



Astoria Brown_Blue Fleur Natural
59,2x59,2 cm G-3162

Series	Format&Thickness	Unit	Boxes/Pallet	m ² /Pallet	m ² /Box	Pieces/Box	Kg/Pallet	Kg/Box
Fabrique / Astoria	29,75x99,55x0,74 cm	m2	44	78,32	1,780	6	1100	24,61
Tawriq / Alhambra Moldura	3,5x29,75 cm	pz	34	12,04	0,354	34	310	8,40
Tawriq / Alhambra Cenefa	9x29,75 cm	pz	39	20,90	0,536	20	400	9,70
Tawriq / Alhambra Zocalo	11x29,75 cm	pz	39	24,26	0,622	19	421	10,21
Geneva Lista	1x99,55 cm	pz	15	4,49	0,299	30	70	3,10



Wall: Fabrique Ivory 29,75x99,55 cm-Astoria Blue Fleur_Ochre Paisley 29,75x99,55 cm-Alhambra Silver Moldura-Cenefa-Zócalo
Floor: Fabique Ivory Natural 59,55x59,55 cm-Astoria Blue Fleur Natural 59,55x59,55 cm

ATTILA





Wall: Attila Grey_Grey Move_Ornato 29,75x99,55 cm-Geneva Gold Lista

Floor: Attila Grey Natural 59,55x59,55 cm

ATTILA





Counter: Attila Mix. Mos. Cube

Wall: Attila Grey 29,75x99,55 cm

Floor: Attila Grey Natural 59,55x59,55 cm

ATTILA

White Body

Rectified

Double Firing

Moderate Variation

Digital

0,75 cm Thickness

Pasta Blanca

Rectificado

Bicocción

Moderada Variación

Digital

0,75 cm Espesor

MATCHING FLOOR TILES IN FLOOR TILE CATALOGUE
PAVIMENTO COORDINADO EN EL CATÁLOGO FLOOR TILES



Attila Ivory
29,75x99,55 cm - 11,71"x39,19"

G-592



Attila Grey
29,75x99,55 cm - 11,71"x39,19"

G-592



Attila Ivory Move
29,75x99,55 cm - 11,71"x39,19"

G-599



Attila Grey Move
29,75x99,55 cm - 11,71"x39,19"

G-599




Attila Ornato
29,75x99,55 cm - 11,71"x39,19"

G-611



Metallic White
Mosaico 2,5x2,5
29,75x29,75 cm
11,71"x11,71"

G-618



Metallic Grey
Mosaico 2,5x2,5
29,75x29,75 cm
11,71"x11,71"

G-618



Cosmos Decor
29,75x99,55 cm - 11,71"x39,19"

G-349



*Side View Corner 30
Perfil Corner 30

Attila Corner 30
1,5x29,75 cm -
0,59"x11,71"

G-330


*Attila Ornato consists of 19 different aleatory patterns |
*Attila Ornato se compone de 19 decoraciones diferentes aleatorias

Attila Corner is available in all
colours of collection |
Attila Corner está disponibles
en todos los colores de la colección



Geneva Gold - Silver - Copper Lista
1x99,55 cm - 0,39"x39,19"

G-291



Reid Plata Mate Lista
1x99,55 cm - 0,39"x39,19"

G-261

Series	Format&Thickness	Unit	Boxes/Pallet	m ² /Pallet	m ² /Box	Pieces/Box	Kg/Pallet	Kg/Box
Attila / Ornato	29,75x99,5x0,74 cm	m2	44	78,32	1,780	6	1100	24,61
Attila Move	29,75x99,5x0,74 cm	m2	44	65,12	1,480	5	950	21,21
Glimpse Gold - Silver Move	29,75x99,5x0,74 cm	pz	21	18,67	0,889	3	300	13,5
Cosmos Decor	29,75x99,5x0,74 cm	pz	44	65,12	1,480	5	950	21,21
Attila Corner	1,5x29,75 cm	pz	36	3,85	0,107	24	100	2,40
Geneva Lista	1x99,55 cm	pz	15	4,49	0,299	30	70	3,10
Reid Lista	1x99,55 cm	pz	15	15,52	1,035	104	166	10,13
Attila Mos. 2,5x2,5	29,75x29,75 cm	pz	36	28,69	0,797	9	361	9,40


Matching floor tiles | Pavimento coordinado



Attila Ivory / Grey / Anthracite Natural
99,55x99,55 cm
49,75x99,55 cm
59,55x59,55 cm

◆
G-3268
G-3162
G-3146

Matching PVD tiles | PVD coordinado



Glimpse Gold / Silver Move
29,75x99,55 cm - 11,71"x39,19"

◆
◆
◆
G-349



Wall: Cosmos Decor 29,75x99,55 cm

Floor: Metallic Green Natural 99,55x99,55 cm

AVENUE

White Body

Rectified

Slight Variation

Double Firing

Digital

Thickness 0,74 cm

Pasta Blanca

Rectificado

Ligera Variación

Bicocción


Digital

Espesor 0,74 cm



Avenue Ivory
29,75x89,46 cm - 11,71"x35,22"

G-3230



Avenue Grey
29,75x89,46 cm - 11,71"x35,22"

G-3230



Avenue Ivory Five
29,75x89,46 cm - 11,71"x35,22"

G-3298



Avenue Grey Five
29,75x89,46 cm - 11,71"x35,22"

G-3298

Vita Mate Lista
1,5x89,46 cm - 0,59"x 35,22"

G-2091

Vita Esmerilado Lista
1,5x89,46 cm - 0,59"x 35,22"

G-2091

Avenue Corner 90*
2x89,46 cm - 0,79"x 35,22"

G-2281

*available in all colours of collection / disponible en todos los colores de la colección



Avenue Grey Decor
29,75x89,46 cm - 11,71"x35,22"

G-2281



Wall: Avenue Grey_Grey Five 29,75x89,46 cm Floor: Avenue Ivory Natural 59,55x59,55 cm

Series	Format&Thickness	Unit	Boxes/Pallet	m ² /Pallet	m ² /Box	Pieces/Box	Kg/Pallet	Kg/Box
Avenue 30x90	29,75x89,46x0,74	m2	40	63,880	1,597	6	900	22,07
Avenue Decor	29,75x89,46x0,74	m2	20	31,940	1,597	6	485,62	23,13
Avenue Five	29,75x89,46x0,74	m2	36	57,492	1,597	6	830	22,58
Avenue Corner 90	2x89,46	pz	36	3,852	0,107	6	86,00	2,00
Vita Lista	1,5x89,46	pz	36	48,312	1,342	100	380,55	10,18

CONTENT OF RECYCLED MATERIAL
CONTENIDO DE MATERIAL RECICLADO

64%

AZUR

Moderate Variation

Double Firing

Digital

Moderada Variación

Bicocción

Digital

MATCHING FLOOR TILES IN FLOOR TILE CATALOGUE PAGE XX
PAVIMENTO COORDINADO EN EL CATÁLOGO FLOOR TILES PÁG. XX



Azur Ivory
25,1x75,6 cm - 9,9"x29,76"
G-550



Azur Grey
25,1x75,6 cm - 9,9"x29,76"
G-560



Azur Ivory Blast
25,1x75,6 cm - 9,9"x29,76"
G-574



Azur Grey Blast
25,1x75,6 cm - 9,9"x29,76"
G-574



Azur Antracita
25,1x75,6 cm - 9,9"x29,76"
G-560



Azur Decor *
25,1x75,6 cm - 9,9"x29,76"
G-280



Azur Antracita Blast
25,1x75,6 cm - 9,9"x29,76"
G-574

* Azur Decor is available in 8 different aleatory patterns.
* Azur Decor está disponible en 8 decoraciones diferentes aleatorias.

Halo Ivory Lista
1,5x75,6 cm
G-300

Halo Grey Lista
1,5x75,6 cm
G-300

Halo Antracita Lista
1,5x75,6 cm
G-300

Matching floor tiles / Pavimento coordinado



Azur Ivory / Grey / Antracita Natural
59,2x59,2 cm - 23,31"x23,31"
G-3132

Azur Ivory / Grey / Antracita Stamp
59,2x59,2 cm - 23,31"x23,31"
G-3158

* Azur Stamp is available in 22 different aleatory patterns.
* Azur Stamp está disponible en 22 decoraciones diferentes aleatorias.

Series	Format&Thickness	Unit	Boxes/Pallet	m ² /Pallet	m ² /Box	Pieces/Box	Kg/Pallet	Kg/Box
Azur	25,1x75,6x1 cm	m ²	45	59,85	1,33	7	1100	25,112
Azur Blast	25,1x75,6x1 cm	m ²	45	59,85	1,33	7	1019,16	22,34
Azur Decor	25,1x75,6x1 cm	pz	30	39,40	1,33	7	767	25,112
Halo Lista	1,5x75,6 cm	pz	40	6,36	0,159	14	142,08	3,202

BAFFIN

White Body

Rectified

Double Firing

Thickness 0,74 cm

Pasta Blanca

Rectificado

Bicocción

Espesor 0,74 cm

MATCHING FLOOR TILES IN FLOOR TILE CATALOGUE
PAVIMENTO COORDINADO EN EL CATÁLOGO FLOOR TILES



Baffin Ivory
29,75x89,46 cm - 11,71"x35,22"

G-3230



Baffin Beige
29,75x89,46 cm - 11,71"x35,22"

G-3230



Baffin Ivory Mud *
29,75x89,46 cm - 11,71"x35,22"

G-3258




Baffin Beige Mud *
29,75x89,46 cm - 11,71"x35,22"

G-3258



Baffin Grey
29,75x89,46 cm - 11,71"x35,22"

G-3230



Baffin Ivory Mud
Mos. 5x5
29,75x29,75 cm
11,71"x11,71"

G-3700

Baffin Grey Mud
Mos. 5x5
29,75x29,75 cm
11,71"x11,71"

G-3700

Baffin Beige Mud
Mos. 5x5
29,75x29,75 cm
11,71"x11,71"

G-3700



Baffin Grey Mud *
29,75x89,46 cm - 11,71"x35,22"

G-3258



Baffin Corner
1,5x29,75 cm
0,59"x11,71"

G-2085

*Side View Corner 30
Perfil Corner 30

*Baffin Mud consists of 3 different aleatory reliefs
Baffin Mud consiste en 3 relieves diferentes aleatorios



Pottery Decor A-B **
29,75x89,46 cm - 11,71"x35,22"

G-2401



Main Silver - Grey - Gold - Walnut Lista
1,5x89,46 cm - 0,59"x35,22"

G-2131



Vita Mate Lista
1,5x89,46 cm - 0,59"x35,22"

G-2091

** Price per piece
** Precio por pieza

CONTENT OF RECYCLED MATERIAL
CONTENIDO DE MATERIAL RECICLADO

64%

Series	Format&Thickness	Unit	Boxes/Pallet	m ² /Pallet	m ² /Box	Pieces/Box	Kg/Pallet	Kg/Box
Baffin 30x90	29,75x89,46x0,74	m ²	40	63,88	1,597	6	906	22,08
Baffin Mud 30x90	29,75x89,46x0,74	m ²	36	57,49	1,597	6	800	23,13
Baffin Mud Mos. 5x5	29,75x29,75	pz	36	28,69	0,797	9	405	10,60
Pottery Decor	29,75x89,46x0,74	pz	18	23,96	1,331	5	412	21,60
Baffin Corner-30	1,5x29,75	pz	45	6,03	0,134	30	177	3,43
Main Lista	1,5x89,46	pz	36	8,712	0,242	18	185	12,93
Vita Lista	1,5x89,46	pz	36	48,31	1,34	100	381	10,18


**Matching floor tiles /
Pavimento coordinado**



Baffin Ivory / Beige / Grey Natural
59,55x119,3cm - 23,45"x46,97"
59,55x59,55cm - 23,45"x46,97"

 G-3372
 G-3220

**Matching PVD tiles /
PVD coordinado**



Neutral Gold / Silver / Copper Mud
29,75x89,46 - 11,71"x35,22"

  
G-2465



Wall: Baffin Ivory 29,75x89,46 cm-Baffin Ivory Mud 29,75x89,46 cm Floor: Baffin Ivory Natural 59,55x59,55 cm

BELOUR

White Body

Slight Variation

Double Firing

Digital

Pasta Blanca

Ligera Variación

Bicocción

Digital



Belour White
20,2x59,5 cm - 7,95"x23,44"



Belour Ivory
20,2x59,5 cm - 7,95"x23,44"



Belour Grey
20,2x59,5 cm - 7,95"x23,44"



Belour White Fold
20,2x59,5 cm - 7,95"x23,44"



Belour Ivory Fold
20,2x59,5 cm - 7,95"x23,44"



Belour Grey Fold
20,2x59,5 cm - 7,95"x23,44"



Belour Titanium Fold***
20,2x59,5 cm - 7,95"x23,44"



Belour Silver Fold***
20,2x59,5 cm - 7,95"x23,44"



Belour Sinfin *
20,2x25 cm - 7,95"x9,84"



* Belour Sinfin consists of 2 different aleatory reliefs.
Price per piece
* Belour Sinfin se compone de 2 relieves diferentes aleatorios.
Precio por pieza




Belour Trace
20,2x59,5 cm - 7,95"x23,44"



Belour Decor A-B **
20,2x59,5 cm - 7,95"x23,44"



Tersa Lista
1x59,5 cm - 0,39"x23,44"



Moon Gold - Silver - Copper Lista
1x59,5 cm - 0,39"x23,44"



Gaeta Aqua - Grey - Black Lista
1x59,5 cm - 0,39"x23,44"



***Belour Fold consists of 9 different aleatory patterns
***Belour Fold se compone de 9 decoraciones diferentes aleatorias

Belour Trace consists of 11 different aleatory patterns
Belour Trace se compone de 11 decoraciones diferentes aleatorias

** Price per piece
** Precio por pieza

Matching floor tiles / Pavimento coordinado



Bondi Grey / Dune / Connect / Blocks Natural
59,2x59,2cm - 23,45"x23,45"



Series	Format&Thickness	Unit	Boxes/Pallet	m ² /Pallet	m ² /Box	Pieces/Box	Kg/Pallet	Kg/Box
Belour	20,2x59,5x0,95 cm	m ²	64	68,48	1,08	9	1149	17,73
Belour Fold	20,2x59,5x0,95 cm	m ²	64	68,48	1,08	9	1149	17,73
Belour Trace	20,2x59,5x0,95 cm	m ²	64	68,48	1,08	9	1149	17,73
Belour Decor A-B	20,2x59,5x0,95 cm	pz	48	28,85	0,601	5	495	10
Belour Sinfin	20,2x25 cm	pz	64	25,86	0,404	8	373	5,60
Tersa Lista	1x59,5 cm	pz	96	39,74	0,417	70	400	4,02
Moon Lista	1x59,5 cm	pz	96	6,91	0,072	12	106	0,96
Gaeta Lista	1x59,5 cm	pz	96	6,91	0,072	12	139	1,30



Wall: Belour Grey_Titanium Fold 20,2x59,5 cm-Moon Gold Lista Floor: Bondi Connect Natural 59,2x59,2 cm

BEYOND





Wall: Beyond Ivory_Ivory Middle_Ivory Decor 29,75x89,46 cm-Milo Ivory Cenefa-Moldura-Zócalo Floor: Beyond Beige Pulido 44,63x44,63 cm

BEYOND

White Body

Rectified

High Variation

Double Firing

Thickness 0,74 cm

Pasta Blanca

Rectificado

Contraste de Tonalidad

Bicocción

Espesor 0,74 cm

MATCHING FLOOR TILES IN FLOOR TILE CATALOGUE
PAVIMENTO COORDINADO EN EL CATÁLOGO FLOOR TILES



Beyond Ivory
29,75x89,46 cm
11,71"x35,22"
G-3230



Beyond Ivory Middle
29,75x89,46 cm
11,71"x35,22"
G-3258



Beyond Ivory Decor
29,75x89,46 cm
11,71"x35,22"
G-2281



Beyond Beige
29,75x89,46 cm
11,71"x35,22"
G-3230



Beyond Beige Middle
29,75x89,46 cm
11,71"x35,22"
G-3258



*Side View Corner 30
Perfil Corner 30

Beyond Corner
2x29,75 cm
0,79"x11,71"
G-2085



Milo Ivory Moldura
3,5x29,75 cm
1,38"x11,71"
G-2089



Milo Ivory Cenefa
8,8x29,75 cm
3,46"x11,71"
G-2147




Milo Ivory Zócalo
12,5x29,75 cm
4,92"x11,71"
G-2173



Beyond Ivory Mosaico 2,5x2,5
29,75x 29,75 cm
11,71"x11,71"
G-3756



Beyond Ivory Decor Mosaico 2,5x2,5
29,75x 29,75 cm
11,71"x11,71"
G-3828



detalle mosaico



Milo Beige Moldura
3,5x29,75 cm
1,38"x11,71"
G-2089



Milo Beige Cenefa
8,8x29,75 cm
3,46"x11,71"
G-2147



Milo Beige Zócalo
12,5x29,75 cm
4,92"x11,71"
G-2173



Beyond Beige Mosaico 2,5x2,5
29,75x 29,75 cm
11,71"x11,71"
G-3756

CONTENT OF RECYCLED MATERIAL
CONTENIDO DE MATERIAL RECICLADO

60%

Series	Format&Thickness	Unit	Boxes/Pallet	m ² /Pallet	m ² /Box	Pieces/Box	Kg/Pallet	Kg/Box
Beyond 30X90	29,75x89,46x0,74	m2	40	63,880	1,597	6	910	22,18
Beyond Middle 30X90	29,75x89,46x0,74	m2	36	57,492	1,597	6	830	22,417
Beyond Corner-30	2x29,75	pz	144	15,422	0,107	18	230,4	1,512
Beyond Decor	29,75x89,46x0,74	pz	20	31,94	1,59	6	480	23,13
Beyond Mos. 2,5X2,5	29,75x29,75	m2	36	31,860	0,885	10	401	10,51
Milo Cf.	8,8x29,75	pz	36	16,956	0,41	16	397	10,40
Milo Mold.	3,5x29,75	pz	99	6,237	0,063	6	220	2
Milo Zocalo	12,5x29,75	pz	36	10,728	0,298	8	316	8,40
Main Lista	1,5x89,46	pz	36	8,712	0,242	18	479	12,93



Beyond Beige Decor
29,75x89,46 cm - G-2281
11,71"x35,22"



Beyond Turquesa
29,75x89,46 cm - G-3230
11,71"x35,22"



Beyond Turquesa Middle
29,75x89,46 cm - G-3258
11,71"x35,22"



Beyond Turquesa Decor
29,75x89,46 cm - G-2281
11,71"x35,22"



Main Gold - Silver Lista
1,5x89,46 cm - G-2131
0,59"x35,22"



Milo Turquesa Moldura
3,5x29,75 cm - G-2089
1,38"x11,71"



Milo Turquesa Cenefa
8,8x29,75 cm - G-2147
3,46"x11,71"




Milo Turquesa Zócalo
12,5x29,75 cm - G-2173
4,92"x11,71"

Special product: Due to hand-manufactured process the caliber and tonality of these borders could vary from one to other. Clean only using neutral PH products. **Do not mix pieces from different lots.**

Producto especial: Este material se fabrica artesanalmente, por lo que pueden existir pequeñas variaciones en el calibre o en el tono. Usar para la limpieza únicamente productos con PH neutro. **No mezclar piezas de diferentes lotes.**




Beyond Beige Decor Mosaico 2,5x2,5
29,75x 29,75 cm - G-3828
11,71"x11,71"



detalle mosaico



Beyond Turquesa Mosaico 2,5x2,5
29,75x 29,75 cm - G-3756
11,71"x11,71"



Beyond Turquesa Decor Mosaico 2,5x2,5
29,75x 29,75 cm - G-3828
11,71"x11,71"



detalle mosaico

Matching floor tiles | Pavimento coordinado



Beyond Ivory_Beige_Turquesa Pulido
59,55x119,3 cm - 23,45"x46,97" - G-3506
44,63x44,63 cm - 17,57"x17,57" - G-3330

BRAVE

White Body

Slight Variation

Double Firing

Pasta Blanca

Ligera Variación

Bicocción

MATCHING FLOOR TILES IN FLOOR TILE CATALOGUE
PAVIMENTO COORDINADO EN EL CATÁLOGO FLOOR TILES



Brave Ivory
31,7x59,5 cm - 12,48"x23,43"

G-541



Brave Grey
31,7x59,5 cm - 12,48"x23,43"

G-541



Brave Vison
31,7x59,5 cm - 12,48"x23,43"

G-541



Brave Ivory Parallel
31,7x59,5 cm - 12,48"x23,43"

G-551



Brave Grey Parallel
31,7x59,5 cm - 12,48"x23,43"

G-551



Brave Vison Parallel
31,7x59,5 cm - 12,48"x23,43"

G-551



Brave Mix Bridge
31,7x59,5 cm - 12,48"x23,43"

G-571



Brave Ornato*
31,7x59,5 cm - 12,48"x23,43"

G-613

*Brave Ornato consists of 6 different aleatory patterns |
*Brave Ornato se compone de 6 decoraciones diferentes aleatorias



Tersa Lista
1x59,5 cm

G-201



Gaeta Aqua - Grey - Black Lista
1x59,5 cm

G-251



Moon Gold - Silver - Copper Lista
1x59,5 cm

G-261

Matching floor tiles / Pavimento coordinado



Brave Ivory / Grey / Vison Natural
59,55x59,55 cm - 23,45"x23,45"

G-3146

Matching PVD tiles / PVD coordinado



Brixton Gold / Silver Parell
31,7x59,5 cm - 12,48"x23,43"

G-351

Series	Format&Thickness	Unit	Boxes/Pallet	m ² /Pallet	m ² /Box	Pieces/Box	Kg/Pallet	Kg/Box
Brave	31,7x59,5x0,95 cm	m ²	48	45,12	0,94	5	780	15,96
Brave Parallel	31,7x59,5x0,95 cm	m ²	48	45,12	0,94	5	780	15,96
Brave Ornato	31,7x59,5x0,95 cm	m ²	48	45,12	0,94	5	780	15,96
Brixton Parallel	31,7x59,5x0,95 cm	pz	48	45,12	0,94	5	865	17,73
Tersa Lista	1x59,5 cm	pz	96	39,74	0,41	70	400	4,02
Gaeta Lista	1x59,5 cm	pz	96	6,91	0,072	12	139	0,96
Moon Lista	1x59,5 cm	pz	96	6,91	0,072	12	106	0,96



Wall: Brave Grey_Grey Parallel_Brixton Silver Parallel 31,7x59,5 cm-Moon Silver Lista Floor: Brave Grey Natural 59,55x59,55 cm

BRICKWORK

Moderate Variation

Double Firing

Digital

Moderada Variación

Bicocción

Digital

MATCHING FLOOR TILES IN FLOOR TILE CATALOGUE
PAVIMENTO COORDINADO EN EL CATÁLOGO FLOOR TILES



Brickwork Ivory
20x59,2 cm - 7,9"x23,3"



Brickwork Mix
20x59,2 cm - 7,9"x23,3"



Brickwork Grey
20x59,2 cm - 7,9"x23,3"



Brickwork Moka
20x59,2 cm - 7,9"x23,3"



Brickwork Label Ornato*
20x59,2 cm - 7,9"x23,3"



Brickwork Triangle Ornato*
20x59,2 cm - 7,9"x23,3"



Brickwork Moka Ornato*
20x59,2 cm - 7,9"x23,3"



* Brickwork Moka Ornato is available in 34 different aleatory patterns.
Brickwork Moka Ornato está disponible en 34 decoraciones diferentes aleatorias.

* Brickwork Label Ornato is available in 25 different aleatory patterns.
Brickwork Label Ornato está disponible en 25 decoraciones diferentes aleatorias.

* Brickwork Triangle Ornato is available in 21 different aleatory patterns.
Brickwork Triangle Ornato está disponible en 21 decoraciones diferentes aleatorias.



Demeter Lista
1x59,2 cm



Niebla Lista
1,5x59,2 cm



Matching floor tiles | Pavimento coordinado



Brickwork Grey_Mix_Moka Natural
24,9x100 cm - 9,80"x39,37"



Brickwork Titanium Natural
24,9x100 cm - 9,80"x39,37"



Wall: Brickwork Grey_Moka_Moka Ornato 20x59,2 cm
Floor: Brickwork Grey Nat. 24,9x100 cm

Series	Format&Thickness	Unit	Boxes/Pallet	m ² /Pallet	m ² /Box	Pieces/Box	Kg/Pallet	Kg/Box
Brickwork	20x59,2x1 cm	m ²	64	68,48	1,07	9	1200	19,61
Demeter Lista	1x59,2 cm	pz	96	39,74	0,41	70	400	4,02
Demeter Lista	1x59,2x0,9 cm	pz	96	39,74	0,41	70	400	4,02
Niebla Lista	1x59,2x0,9 cm	pz	96	39,74	0,41	70	400	4,02



Wall: Brickwork Triangle Omato 20x59,2 cm Floor: Brickwork Grey Natural 24,9x100 cm

BROOKLYN





Wall: Brooklyn Grey_Grey Shade 44,63x119,3 cm Floor: Brooklyn Grey Natural 59,55x59,55 cm-Brooklyn Grey Nat. Mosaico 5x5

BROOKLYN





Wall: Brooklyn Ivory_Vison_Ivory Shade_Vison Shade 44,63x119,3 cm-Altair Gold Lista-Brooklyn Ivory Mos. 2,5x2,5
Floor: Brooklyn Ivory_Vison Natural 59,55x59,55 cm-Brooklyn Vison Nat. Mos. 5x5

BROOKLYN

White Body

Rectified

Moderate Variation

Double Firing

Thickness 0,76 cm

Pasta Blanca

Rectificado

Moderada Variación

Bicocción


Espesor 0,76 cm

MATCHING FLOOR TILES IN FLOOR TILE CATALOGUE
PAVIMENTO COORDINADO EN EL CATÁLOGO FLOOR TILES



Brooklyn Ivory
44,63x119,3 cm - 17,57"x46,97"

G-3234



Brooklyn Ivory
Mosaico 2,5x2,5
29,75x29,75 cm -
11,71"x11,71"

G-3756



Brooklyn Ivory Shade
44,63x119,3 cm - 17,57"x46,97"

G-3264



Brooklyn Decor*
44,63x119,3 cm - 17,57"x46,97"

G-2375



*Side View Corner/
Perfil Corner

Brooklyn Corner 45
1,5x44,63 cm -
0,59"x17,57"

G-2115

*Brooklyn Decor consists of 12 different aleatory patterns |
*Brooklyn Decor se compone de 12 decoraciones diferentes aleatorias

Brooklyn Corner is available in all colours of collection |
Brooklyn Corner está disponibles en todos los colores de la colección

Matching floor tiles | Pavimento coordinado Matching PVD tiles | PVD coordinado



Brooklyn Ivory / Grey / Vison Natural
99,55x99,55 cm
44,63x89,46 cm
59,55x59,55 cm

G-3372
G-3250
G-3250



Markham Gold / Silver Shade
44,63x119,3 - 17,57"x46,97"

G-2655

CONTENT OF RECYCLED MATERIAL
CONTENIDO DE MATERIAL RECICLADO


61%

Series	Format&Thickness	Unit	Boxes/Pallet	m ² /Pallet	m ² /Box	Pieces/Box	Kg/Pallet	Kg/Box
Brooklyn / Brooklyn Decor	44,63x119,3x0,78 cm	m ²	24	51,11	2,13	4	800	31,48
Brooklyn Shade	44,63x119,3x0,78 cm	m ²	24	51,12	2,13	4	850	33,54
Brooklyn Mosaico	29,75x29,75 cm	m ²	36	28,7	0,797	9	383	10,00
Brooklyn Corner	1,5x44,63 cm	pz	36	2,412	0,067	10	91	1,90
Altair Lista	1x119,3 cm	pz	15	5,37	0,358	30	97	5,50
Strato Lista	1x119,3 cm	pz	36	44,67	1,241	104	455	12,00
Eclectic	20,2x25 cm	pz	32	9,69	0,303	6	193	5,302



Brooklyn Grey
44,63x119,3 cm - 17,57"x46,97"

G-3234



Brooklyn Grey
Mosaico 2,5x2,5
29,75x29,75 cm - 11,71"x11,71"

G-3756



Brooklyn Grey Shade
44,63x119,3 cm - 17,57"x46,97"

G-3264



Brooklyn Vison
44,63x119,3 cm - 17,57"x46,97"

G-3234



Brooklyn Vison
Mosaico 2,5x2,5
29,75x29,75 cm - 11,71"x11,71"

G-3756




Brooklyn Vison Shade
44,63x119,3 cm - 17,57"x46,97"

G-3264



Eclectic Gold
20,2x25 cm - 7,95"x9,84"

G-2303



Eclectic Silver
20,2x25 cm - 7,95"x9,84"

G-2303

Altair Gold - Silver Lista
1x119,3 cm - 0,39"x46,97"

G-2131

Strato Plata Mate Lista
1x119,3 cm - 0,39"x46,97"

G-2087

BUILD

White Body

Rectified

High Variation

Double Firing

Thickness 0,74 cm

Pasta Blanca

Rectificado

Contraste de Tonalidad

Bicocción

Espesor 0,74 cm

MATCHING FLOOR TILES IN FLOOR TILE CATALOGUE
PAVIMENTO COORDINADO EN EL CATÁLOGO FLOOR TILES



Build Ivory
29,75x89,46 cm - 11,71"x35,22"

G-3230



Build Grey
29,75x89,46 cm - 11,71"x35,22"

G-3230



Build Ivory Effect
29,75x89,46 cm - 11,71"x35,22"

G-3258




Build Grey Effect
29,75x89,46 cm - 11,71"x35,22"

G-3258




Build Vison
29,75x89,46 cm - 11,71"x35,22"

G-3230



Build Ivory Mosaico 2,5x2,5
29,75x29,75 cm
11,71"x11,71"

G-3756




Build Grey Mosaico 2,5x2,5
29,75x29,75 cm
11,71"x11,71"

G-3756



Build Vison Effect
29,75x89,46 cm - 11,71"x35,22"

G-3258



Build Vison Mosaico 2,5x2,5
29,75x29,75 cm
11,71"x11,71"

G-3756



Build Corner 30*
2x29,75 cm
0,79"x11,71"

G-2085



*Side View Corner 30,
Perfil Corner 30

* available in all colours of collection /
disponible en todos los colores de la colección



Effect Silver Lista
3x89,46 cm - 1,18"x35,22"

G-2173



Main Gold - Silver - Walnut - Grey Lista
1,5x89,46 cm - 0,59"x35,22"

G-2131



Vita Mate Lista
1,5x89,46 cm - 0,59"x35,22"

G-2091

Matching floor tiles / Pavimento coordinado



Build Ivory_Grey_Vison Natural
89,46x89,46 cm - 35,22"x35,22"
44,63x89,46 cm - 17,57"x35,22"
29,75x59,55 cm - 11,71"x23,44"

G-3372
G-3194
G-3178

Build Ivory_Grey_Vison Lappato
44,63x89,46 cm - 17,57"x35,22"

G-3234

PVD coordinado



Neutral Silver Effect
29,75x89,46 cm -
11,71"x35,22"

G-2465

CONTENT OF RECYCLED MATERIAL
CONTENIDO DE MATERIAL RECICLADO

64%

Series	Format&Thickness	Unit	Boxes/Pallet	m ² /Pallet	m ² /Box	Pieces/Box	Kg/Pallet	Kg/Box
Build 30x90	29,75x89,46x0,74	m ²	40	63,88	1,597	6	900	21,925
Build Effect 30x90	29,75x89,46x0,74	m ²	36	57,492	1,597	6	855,932	23,137
Build Corner-30	2x29,75	pz	144	15,408	0,107	18	302,864	2,006
Build Mosaico 2,5x2,5	29,75x29,75	m ²	36	31,86	0,885	10	671,18	18,255
Effect Lista	3x89,46	pz	36	8,712	0,242	9	166	4,23
Vita Lista	1,50x89,46	pz	36	48,312	1,342	100	380,55	10,18
Main Lista	1,5x89,46	pz	36	8,712	0,242	18	185	12,93



Wall: Build Ivory_Ivory Effect_Grey 29,75x89,46 cm Floor: Build Grey Natural 29,75x59,55 cm-Build Grey Mosaico 5x5

BULDER

Slight Variation

Double Firing


Digital

Ligera Variación

Bicocción

Digital

MATCHING FLOOR TILES IN FLOOR TILE CATALOGUE
PAVIMENTO COORDINADO EN EL CATÁLOGO FLOOR TILES



Unique White
25,1x75,6 cm - 9,9"x29,76"
G-550



Bulder Ambar Random
25,1x75,6 cm - 9,9"x29,76"
G-574



Bulder Nacar Random
25,1x75,6 cm - 9,9"x29,76"
G-550



Bulder Grey Random
25,1x75,6 cm - 9,9"x29,76"
G-574

Halo Grey Lista
1,5x75,6 cm - 0,69"x29,76"
G-300

Halo Black Lista
1,5x75,6 cm - 0,69"x29,76"
G-300

Halo Beige Lista
1,5x75,6 cm - 0,69"x29,76"
G-300

Matex Lista
1,5x75,6 cm - 0,69"x29,76"
G-200



Bulder Grey Iris *
25,1x75,6 cm - 9,9"x29,76"
G-357

Matching floor tiles / Pavimento coordinado



Bulder Nacar / Ambar / Grey Gres
49,1x49,1 cm - 19,33"x19,33"
G-900



Wall: Bulder Grey Random 25,1x75,6 cm Floor: Bulder Nacar Gres 49,1x49,1 cm

Series	Format&Thickness	Unit	Boxes/Pallet	m ² /Pallet	m ² /Box	Pieces/Box	Kg/Pallet	Kg/Box
Bulder Random	25,1x75,6X1 cm	m ²	45,00	59,85	1,33	7,00	1060,12	23,25
Unique White	25x75,6x1 cm	m ²	45	59,25	1,33	7	1144	25,112
Halo Lista	1,5x75,6 cm	pz	40	6,36	0,16	14	142	3,20
Matex Lista	1,5x75,6 cm	pz	40	50,60	1,27	112	439	10,61

ENIGMA

Slight Variation

Double Firing

Digital

Ligera Variación

Bicocción

Digital



Corten Nácar
20x59,2 cm G-490
7,9"x23,3"



Enigma Ivory
20x59,2 cm G-490
7,9"x23,3"



Enigma Beige
20x59,2 cm G-515
7,9"x23,3"



Enigma Mix
20x59,2 cm G-515
7,9"x23,3"



Enigma Titanium
20x59,2 cm G-574
7,9"x23,3"



Enigma Gold
20x59,2 cm G-355
7,9"x23,3"



Symbol Cenefa
6,5x20 cm G-240
2,55"x7,9"



Symbol Gold Cenefa
6,5x20 cm G-280
2,55"x7,9"




Enigma Gold Cenefa
6,5x20 cm G-310
2,55"x7,9"



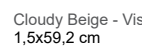
Symbol Zócalo
14x20 cm G-280
5,51"x7,9"



Symbol Gold Zócalo
14x20 cm G-340
5,51"x7,9"



Symbol Gold Moldura
3x20 cm G-230
1,18"x7,9"



Cloudy Beige - Visión Lista
1,5x59,2 cm G-290

Special product: Due to hand-manufactured process the caliber and tonality of these borders could vary from one to other. Clean only using neutral PH products. Do not mix pieces from different lots.

Producto especial: Este material se fabrica artesanalmente, por lo que pueden existir pequeñas variaciones en el calibre o en el tono. Usar para la limpieza únicamente productos con PH neutro. No mezclar piezas de diferentes lotes.

Matching floor tiles / Pavimento coordinado



Valmont Haya / Ceniza / Nogal Natural_Logger Maple / Oak / Walnut Natural
15,7x59,2 cm - 6,18"x23,31"
Lord Oak Natural
59,2x59,2 cm - 23,31"x23,31"

G-3142

G-3132

Series	Format&Thickness	Unit	Boxes/Pallet	m ² /Pallet	m ² /Box	Pieces/Box	Kg/Pallet	Kg/Box
Corten	20x59,2x0,95 cm	m ²	64	68,48	1,07	9	1270	19,61
Enigma / Mix / Titanium	20x59,2x0,95 cm	m ²	64	68,480	1,070	9	1200	18,51
Enigma Gold	20x59,2x0,95 cm	pz	48	28,416	0,592	5	518	10,44
Symbol Moldura	3x20 cm	pz	64	13,056	0,204	34	334,25	5,004
Symbol Cenefa	6,5x20 cm	pz	64	16,640	0,260	20	366,512	5,508
Symbol Zócalo	14x20 cm	pz	75	23,100	0,308	11	569,45	7,406
Enigma Cenefa	6,5x20 cm	pz	48	14,97	0,312	24	278,4	5,51

CAMPER

White Body

Slight Variation

Digital

Thickness 0,74 cm

Pasta Blanca

Ligera Variación

Digital

Espesor 0,74 cm

MATCHING FLOOR TILES IN FLOOR TILE CATALOGUE
PAVIMENTO COORDINADO EN EL CATÁLOGO FLOOR TILES



Camper White
29,75x99,55 cm - 11,71"X39,19"

G-571



Camper Ash
29,75x99,55 cm - 11,71"X39,19"

G-571



Camper White Gilt
29,75x99,55 cm - 11,71"X39,19"

G-581



Camper Ash Gilt
29,75x99,55 cm - 11,71"X39,19"

G-581



Camper Ornato
29,75x99,55 cm - 11,71"X39,19"

G-617

Camper Ornato consists of 4 different aleatory patterns
Camper Ornato se compone de 4 decoraciones diferentes aleatorias



Camper Savanna
29,75x99,55 cm - 11,71"X39,19"

G-571



*Side View Corner 30
Perfil Corner 30

Camper Corner 30

1,5x29,75 cm -
0,59"x11,71"

G-330 Camper Corner is available in all colours of collection
Camper Corner está disponibles en todos los colores de la colección



Camper Savanna Gilt
29,75x99,55 cm - 11,71"X39,19"


G-581

Geneva Gold - Silver - Copper Lista
1x99,55 cm

G-291


Reid Plata Mate Lista
1x99,55 cm

G-261



Camper White
Mosaico 2,5x2,5
29,75x29,75 cm

G-618



Camper Ash
Mosaico 2,5x2,5
29,75x29,75 cm

G-618



Camper Savanna
Mosaico 2,5x2,5
29,75x29,75 cm

G-618

Series	Format&Thickness	Unit	Boxes/Pallet	m ² /Pallet	m ² /Box	Pieces/Box	Kg/Pallet	Kg/Box
Camper	29,75x99,55x0,78 cm	m ²	44	78,32	1,780	6	1100	24,61
Camper Gilt	29,75x99,55x0,78 cm	m ²	44	65,12	1,480	5	950	21,21
Glimpse Gilt	29,75x99,55x0,78 cm	m ²	21	24,78	1,18	4	366	16,60
Camper Corner	1,5x29,75 cm	pz	36	3,85	0,107	24	100	2,4
Geneva Lista	1x99,55 cm	pz	15	4,49	0,299	30	86	4,81
Reid Lista	1x99,55 cm	pz	15	15,52	1,035	104	166	10,13
Camper Mos. 2,5x2,5	29,75x29,75 cm	pz	36	28,69	0,797	9	342	9,40

Matching floor tiles / Pavimento coordinado



Camper White / Ash / Savanna Natural
24,75x99,55 cm - 9,74"x39,19"

G-3170

Matching PVD tiles / PVD coordinado



Glimpse Gold / Silver Gilt
29,75x99,55 cm - 11,71"x39,19"

G-349



Wall: Camper White_White Gilt_Ash Gilt 29,75x99,55 cm Floor: Camper White Nat. 24,75x99,55 cm

CARPET

High Variation

Double Firing

Digital

Thickness 0,85 cm

Contraste de Tonalidad

Bicoccción

Digital

Espesor 0,85 cm

MATCHING FLOOR TILES IN FLOOR TILE CATALOGUE
PAVIMENTO COORDINADO EN EL CATÁLOGO FLOOR TILES



Town Ivory
25,1x75,6 - 9,9"x29,76"

G-540



Town Grey
25,1x75,6 - 9,9"x29,76"

G-540



Paint White
7,4x29,75 cm -
2,91"x11,71"

G-510



Carpet Sand
25,1x75,6 - 9,9"x29,76"

G-550



Carpet Sand Hill
25,1x75,6 - 9,9"x29,76"

G-574



Carpet Sand*
7,4x29,75 cm -
2,91"x11,71"

G-552



Carpet Vestige
25,1x75,6 - 9,9"x29,76"

G-550



Carpet Vestige Hill
25,1x75,6 - 9,9"x29,76"

G-574



Carpet Vestige*
7,4x29,75 cm -
2,91"x11,71"

G-552

* Price per piece
Precio por pieza



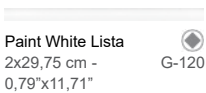
Central Gold Lista
1,5x75,6 - 0,45"x29,76"

G-310



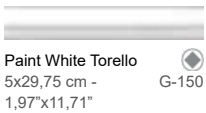
Carpet Cenefa
5x75,6 - 1,97"x29,76"

G-350



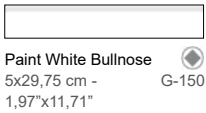
Paint White Lista
2x29,75 cm -
0,79"x11,71"

G-120



Paint White Torello
5x29,75 cm -
1,97"x11,71"

G-150



Paint White Bullnose
5x29,75 cm -
1,97"x11,71"

G-150



A



B



C

Carpet Decor A-B-C Hill*
25,1x75,6 - 9,9"x29,76"

G-357

Special Product: Due to hand-manufactured process the caliber and tonality of these borders could vary from one to other. Clean only using neutral PH products. Do not mix pieces from different lots.

Producto Especial: Este material se fabrica artesanalmente, por lo que pueden existir variaciones en el calibre o en el tono. Usar para su limpieza únicamente productos con PH neutro. No mezclar piezas de diferentes lotes.

*Carpet 7,5x30 cm consists of 88 different aleatory patterns |

*Carpet 7,5x30 cm se compone de 88 decoraciones diferentes aleatorias

Series	Format&Thickness	Unit	Boxes/Pallet	m ² /Pallet	m ² /Box	Pieces/Box	Kg/Pallet	Kg/Box
Carpet/Town	25,1x75,6x1 cm	m ²	45	59,85	1,33	7	1100	24,11
Carpet Hill	25,1x75,6x1 cm	m ²	45	59,85	1,33	7	1049	23,00
Carpet CF	5x75,6 cm	pz	40	12,08	0,30	8	234	5,5
Carpet Decor A,B,C Hill	25,1x75,6x1 cm	pz	13	14,81	1,14	6	290	21,13
Central Gold Lista	1,5x75,6 cm	pz	40	51	0,154	14	134	3,01
Paint / Carpet	7,4x29,75x0,85 cm	m ²	54	54,54	1,01	46	860	15,47
Paint Lista	2x29,75 cm	pz	144	15,41	0,107	18	317	2,04
Paint Torello	5x29,75 cm	pz	36	10,26	0,285	19	240	6,03
Paint Bullnose	5x29,75 cm	pz	36	10,26	0,285	19	240	6,03

Matching floor tiles / Pavimento coordinado



Carpet Sand / Vestige Natural
100x100 cm - 39,37"x39,37" G-3234
50x100 cm - 19,68"x39,37" G-3154
59,2x59,2 cm - 23,31"x23,31" G-3154

District Ivory Natural
59,2x59,2 cm - 23,31"x23,31" G-3132



Wall: Carpet Sand Hill A-B-C 25,1x75,6 cm-Sonar Ice 11x89,46 cm

CAYENNE

White Body

Rectified

High Variation

Double Firing

Thickness 0,74 cm

Pasta Blanca

Rectificado

Contraste de Tonalidad

Bicocción

Espesor 0,74 cm



Cayenne Ivory
29,75x89,46 cm - 11,71"x35,22"

G-3230



Cayenne Beige Rigato
29,75x89,46 cm - 11,71"x35,22"

G-3258



Cayenne Ivory Rigato
29,75x89,46 cm - 11,71"x35,22"

G-3258



Cayenne Ivory Mosaico 5x5
29,75x29,75 cm
11,71"x11,71"

G-3700



Cayenne Ivory Rigato Mosaico 5x5
29,75x29,75 cm
11,71"x11,71"

G-3700



Main Gold - Silver - Walnut - Grey Lista
1,5x89,46 cm - 0,59"x35,22"

G-2131



Rail Walnut Lista
2x89,46 cm - 0,79"x35,22"

G-2143




Vita Mate Lista
1,5x89,46 cm - 0,79"x35,22"

G-2091



Cayenne Beige Rigato Mosaico 5x5
29,75x29,75 cm
11,71"x11,71"

G-3700



Cayenne Ivory Decor Mosaico 5x5
29,75x29,75 cm
11,71"x11,71"

G-3756




Cayenne Corner 30*
2x29,75 cm
0,79"x11,71"

G-2085

* available in all colours of collection /
disponible en todos los colores de la colección

Matching PVD tiles / PVD coordinado



Neutral Gold / Silver / Copper Rigato
29,75x89,46 cm - 11,71"x35,22"

G-2465

Series	Format&Thickness	Unit	Boxes/Pallet	m ² /Pallet	m ² /Box	Pieces/Box	Kg/Pallet	Kg/Box
Cayenne 30x90	29,75x89,46x0,74	m ²	40	63,88	1,597	6	920	22,57
Cayenne Rigato 30x90	29,75x89,46x0,74	m ²	36	57,492	1,597	6	794	21,58
Cayenne Corner-30	2x29,75	pz	144	15,408	0,107	18	232,88	1,52
Cayenne Mos-Mos Rig/Mos Decor	29,75x29,75	m ²	36	31,86	0,885	10	392,18	10,505
Main Lista	1,5x89,46	pz	36	8,712	0,242	18	185	12,93
Vita Lista	1,5x89,46	pz	36	48,31	1,34	100	380,55	10,18
Rail Lista	2x89,46	pz	36	54,11	1,503	84	946	25,634

DIXON

White Body

Slight Variation

Double Firing

Digital


Pasta Blanca

Ligera Variación

Bicocción

Digital

MATCHING FLOOR TILES IN FLOOR TILE CATALOGUE
PAVIMENTO COORDINADO EN EL CATÁLOGO FLOOR TILES



Dixon Ivory
25,2x75,9 cm - 9,88"x29,76"

G-541



Dixon Noce
25,2x75,9 cm - 9,88"x29,76"

G-541



Dixon Ivory Tuck
25,2x75,9 cm - 9,88"x29,76"

G-551



Dixon Noce Tuck
25,2x75,9 cm - 9,88"x29,76"

G-551



Dixon Ornato
25,2x75,9 cm - 9,88"x29,76"

G-571



Seki White_Pearl_Black Lista
1,5x75,9 cm

G-301



Alloy Lista
1,5x75,9 cm

G-201



Finir Gold_Silver_Copper Lista
1x75,9 cm

G-291

Matching floor tiles / Pavimento coordinado



Dixon Ivory / Noce Natural
31,6x59,2 cm - 12,44"x23,31"

G-3114

Matching PVD tiles / PVD coordinado



Polar Gold / Silver / Copper Tuck
25,2x75,9 cm - 9,88"x29,76"

G-349

Series	Format&Thickness	Unit	Boxes/Pallet	m²/Pallet	m²/Box	Pieces/Box	Kg/Pallet	Kg/Box
Dixon	25,2x75,9x0,97 cm	m²	45	60,30	1,34	7	1050	23
Dixon Tuck	25,2x75,9x0,97 cm	m²	45	60,30	1,34	7	1050	23
Dixon Ornato	25,2x75,9x0,97 cm	m²	45	60,30	1,34	7	1050	23
Polar Gold-silver-Copper Tuck	25,2x75,9 cm	pz	13	17,41	1,34	7	310	22,70
Seki lista	1,5x75,9 cm	pz	40	9,56	0,24	14	150	3,40
Alloy lista	1,5x75,9 cm	pz	40	51	1,28	112	439	10,62
Finir lista	1x75,9 cm	pz	40	8,16	0,20	27	190	4,41

CLINKER

Moderate Variation

Double Firing

Digital

Moderada Variación

Bicocción

Digital

MATCHING FLOOR TILES IN FLOOR TILE CATALOGUE
PAVIMENTO COORDINADO EN EL CATÁLOGO FLOOR TILES



Clinker Ivory
31,6x59,2 cm - 12,4"x23,3"

G-540



Clinker Beige
31,6x59,2 cm - 12,4"x23,3"

G-540



Clinker Grey
31,6x59,2 cm - 12,4"x23,3"

G-540



Clinker Ornato
31,6x59,2 cm - 12,4"x23,3"

G-574



Clinker Beige Decor
31,6x59,2 cm - 12,4"x23,3"

G-280



Clinker Grey Decor
31,6x59,2 cm - 12,4"x23,3"

G-280

Demeter Lista

1x59,2 cm

G-130

Niebla Negro Lista

1,5x59,2 cm

G-290

Niebla Grey Lista

1,5x59,2 cm

G-290

Matching floor tiles / Pavimento coordinado



Clinker Ivory / Beige / Vison / Grey / Antracita Natural
59,2x59,2cm - 23,45"x23,45" G-3132
31,6x59,2cm - 12,44"x23,45" G-3114

Clinker Ivory / Beige / Vison / Grey / Antracita Non-Slip
31,6x59,2cm - 12,44"x23,45" G-3138



Wall: Clinker Ornato 31,6x59,2 cm Floor: Clinker Grey Natural 59,2x59,2 cm

Series	Format&Thickness	Unit	Boxes/Pallet	m ² /Pallet	m ² /Box	Pieces/Box	Kg/Pallet	Kg/Box
Clinker	31,6x59,2x1 cm	m ²	48	45,12	0,94	5	849,92	17,42
Clinker Ornato	31,6x59,2x1 cm	m ²	48	45,12	0,94	5	865,04	17,73
Clinker Decor	31,6x59,2x1 cm	pz	48	45,12	0,94	5	849,92	17,42
Demeter Lista	1x59,2 cm	pz	96	39,74	0,41	70	400,40	4,03
Niebla Lista	1,5x59,2 cm	pz	96	10,27	0,10	10	228	2,22

COCONUT

Moderate Variation


Double Firing

Digital

Moderada Variación

Bicocción

Digital



Solid Blanco
25,1x75,6 cm - 9,9"x29,76"

G-540

Matex Lista
1,5x75,6 cm

G-200



Coconut White Focus
25,1x75,6 cm - 9,9"x29,76"

G-574



Coconut Brown Focus
25,1x75,6 cm - 9,9"x29,76"

G-574

Series	Format&Thickness	Unit	Boxes/Pallet	m ² /Pallet	m ² /Box	Pieces/BoxKg/Pallet	Kg/Pallet	Kg/Box
Coconut Focus	25,1x75,6x1 cm	m ²	45	59,85	1,33	7 1000	22,22	
Solid	25,1x75,6x1 cm	m ²	45	59,85	1,33	7 1144	25,11	
Matex Lista	1,5x75,6 cm	pz	40	50,8	1,27	112 439	10,61	

CORTEN

Moderate Variation

Double Firing

Moderada Variación

Bicocción



Corten Nácar
20x59,2 cm - 7,9"x23,3"

G-490



Corten Grafito
20x59,2 cm - 7,9"x23,3"

G-515



Corten Acero Listone
20x59,2 cm - 7,9"x23,3"

G-580



Corten Óxido Listone
20x59,2 cm - 7,9"x23,3"

G-550



Corten Grafito Listone
20x59,2 cm - 7,9"x23,3"

G-550

Demeter Lista
1x59,2 cm

G-130


Series	Format&Thickness	Unit	Boxes/Pallet	m ² /Pallet	m ² /Box	Pieces/Box	Kg/Pallet	Kg/Box
Corten/ Corten Listone	20x59,2x0,95	m ²	64	64,48	1,07	9	1269	19,61
Demeter Lista	1x59,2	pz	96	39,74	0,41	70	400	4,02

COOL


Uniform Appearance Double Firing

Aspecto Uniforme

Bicocción




Art White
20x20 cm
7,9"x7,9"



Art Corner White
2x20 cm
G-130



Art Black
20x20 cm
7,9"x7,9"



Art Corner Black
2x20 cm
G-130



Art Silver
20x20 cm
7,9"x7,9"



Art Corner Silver
2x20 cm
G-210




Cool White*
20x20 cm
7,9"x7,9"



Cool Black*
20x20 cm
7,9"x7,9"



Trend Silver*
20x20 cm
7,9"x7,9"



Cool White Lista
2x20 cm
0,79"x7,9"

Cool White
Ang.Lista
2x2 cm
G-190

Cool White Moldura
2,5x20 cm
0,98"x7,9"

Cool White Bordura
5x20 cm
1,97"x7,9"

Cool White
Ang.Bord.
5x3 cm
G-190

Cool White Zocalo
15x20 cm
5,9"x7,9"

Trend Silver Lista
2x20 cm
0,79"x7,9"

Trend Silver
Ang.Lista
2x2 cm
G-210

Trend Silver Mold.
2,5x20 cm
0,98"x7,9"


Trend Silver Bordura
5x20 cm
1,97"x7,9"

Trend Silver
Angulo Bord.
5x3 cm
G-210

Trend Silver Zoc.
15x20 cm
5,9"x7,9"

* Cool and Trend are available in 5 different aleatory reliefs.
Cool y Trend están disponibles en 5 relieves diferentes y aleatorios.


Matching floor tiles / Pavimento coordinado




Primary White / Black Natural
29,75x29,75 cm -
11,71"x11,71"



G-3142




Sincro Blanco / Negro Natural
31,6x31,6 cm -
12,44"x12,44"



G-870/880

* Matching floor tiles. We recommend to lay this product with a 2 mm grout.
Pavimento de igualación. Se recomienda colocar este producto con una junta de separación de 2 mm.


Series	Format&Thickness	Unit	Boxes/Pallet	m ² /Pallet	m ² /Box	Pieces/Box	Kg/Pallet	Kg/Box
Art	20x20x0,65 cm	m ²	100	100	1,000	25	1.279	12,65
Cool	20x20x0,65 cm	m ²	100	84	0,840	21	1120	11,06
Art Silver	20x20 cm	pz	50	40	0,800	21	547	10,67
Trend Silver	20x20 cm	pz	75	54	0,720	18	764	9,99
Art Corner	20x20 cm	pz	48	11,52	0,24	60	206	4,008
Cool Lista	2x20 cm	pz	64	15,360	0,240	60	301	4,48
Cool Mold	2'5x20 cm	pz	64	24	0,38	75	367	5,50
Cool Bord	5x20 cm	pz	48	17,280	0,360	36	237	4,65
Cool Zocalo	15x20 cm	pz	75	38,250	0,510	17	528	6,85




Wall: Cool Black 20x20 cm

CRAYON


White Body Slight Variation Double Firing Digital
 Pasta Blanca Ligera Variación Bicocción Digital



Crayon White
20,2x59,5 cm - 7,95"x23,44" G-511



Crayon Ivory
20,2x59,5 cm - 7,95"x23,44" G-511



Crayon Pink
20,2x59,5 cm - 7,95"x23,44" G-511




Crayon White Marlin
20,2x59,5 cm - 7,95"x23,44" G-521




Crayon Ivory Marlin
20,2x59,5 cm - 7,95"x23,44" G-521



Crayon Pink Marlin
20,2x59,5 cm - 7,95"x23,44" G-521



Crayon Blue
20,2x59,5 cm - 7,95"x23,44" G-511



Crayon Green
20,2x59,5 cm - 7,95"x23,44" G-511



Crayon Decor
20,2x59,5 cm - 7,95"x23,44" G-338



Crayon Blue Marlin
20,2x59,5 cm - 7,95"x23,44" G-521



Crayon Green Marlin
20,2x59,5 cm - 7,95"x23,44" G-521



Moon Gold - Silver - Copper Lista
1x59,5 cm G-261



Gaeta Aqua - Grey - Black Lista
1x59,5 cm G-251



Tersa Lista
1x59,5 cm G-201

Matching floor tiles | Pavimento coordinado



Brave Ivory / Grey / Vison Natural
59,55x59,55 cm - 23,45"x23,45" G-3146



Camper White / Ash / Savanna Natural
24,75x99,55 cm - 9,74"x39,19" G-3170

Series	Format&Thickness	Unit	Boxes/Pallet	m ² /Pallet	m ² /Box	Pieces/Box	Kg/Pallet	Kg/Box
Crayon	20,2x59,5x0,95 cm	m ²	64	69,12	1,08	9	1150	17,73
Crayon Marlin	20,2x59,5x0,95 cm	m ²	64	69,12	1,08	9	1150	17,73
Crayon Decor	20,2x59,5x0,95 cm	pz	48	28,85	0,601	5	505	10,20
Tersa Lista	1x59,5 cm	pz	96	40,03	0,417	70	400	4,02
Moon Lista	1x59,5 cm	pz	96	6,91	0,072	12	106	0,96
Gaeta Lista	1x59,5 cm	pz	96	6,91	0,072	12	139	1,30



Wall: Crayon White Marlin 20,2x59,5 cm-Venezia Elysee Lappato 29,75x29,75 cm Floor: Venezia Elysee Lappato 29,75x29,75 cm

DELICE

Slight Variation

Double Firing

Digital

Ligera Variación

Bicocción

Digital



Delice White
20x59,2 cm G-490
7,9"x23,3"



Delice Coral
Ornato G-515
20x59,2 cm
7,9"x23,3"



Delice Aqua
Ornato G-515
20x59,2 cm
7,9"x23,3"



Delice Coral
Cenefa G-220
10x20 cm



Seduce Coral
Lista G-220
3x20 cm



Seduce Aqua
Lista G-220
3x20 cm



Seduce Coral
Cenefa G-240
6x20 cm



Seduce Aqua
Cenefa G-240
6x20 cm



Seduce Coral
Zócalo G-290
20x20 cm




Seduce Aqua
Zócalo G-290
20x20 cm




Wall: Delice White_Coral Ornato 20x59,2 cm-Seduce Coral Cf.
Floor: Branch Oak Natural 15,7x59,2 cm

Matching floor tiles / Pavimento coordinado



Valter Blanco
31,6x59,2 - 12,44"x23,31"



Sensation Beige
31,6x59,2 - 12,44"x23,31"



Sensation Cielo_Acero
31,6x59,2 - 12,44"x23,31"



G-890
G-900
G-915



Branch Maple_Oak Natural
15,7x59,2-6,18"x23,31"



G-3142

Series

	Format & Thickness	Unit	Boxes/Pallet	m²/Pallet	m²/Box	Pieces/Box	Kg/Pallet	Kg/Box
Delice White	20x59,2x0,95	m²	64	68,48	1,070	9	1269,17	19,61
Delice Ornato	20x59,2x0,95	m²	64	68,48	1,070	9	1269,17	19,61
Delice Cf.	10x20 cm	pz	48	24,00	0,500	25	349,90	6,99
Seduce Cf.	6x20 cm	pz	48	9,79	0,204	17	206,048	4,00
Seduce Lista	3x20 cm	pz	64	13,05	0,204	34	301,61	4,49
Seduce Zócalo	20x20 cm	pz	60	21,60	0,360	9	434,12	7,00

DRESS

Slight Variation

Double Firing

Digital

Ligera Variación

Bicocción

Digital



Dress Crema
25,1x75,6 cm
9,9"x29,76"



Dress Trace
25,1x75,6 cm
9,9"x29,76"



Quart Decor
25,1x75,6 cm
9,9"x29,76"



Dress Noce
25,1x75,6 cm
9,9"x29,76"



Mesmer Lista
3x25,1 cm



Mesmer Cenefa
8x25,1 cm



Mesmer Zócalo
18x25,1 cm



Matching floor tiles / Pavimento coordinado



Touch Crema / Noce
42,6x42,6 cm - 16,77"x16,77"



Wall: Dress Crema_Quart Decor_Noce_Trace 25,1x75,6 cm-Mesmer Lista_Cf_Zoc.
Floor: Touch Crema_Noce 42,6x42,6 cm

Series	Format&Thickness	Unit	Boxes/Pallet	m ² /Pallet	m ² /Box	Pieces/Box	Kg/Pallet	Kg/Box
Dress / Dress Trace	25,1x75,6x1 cm	m ²	45	59,85	1,33	7	1129	24,78
Quart Decor	25,1x75,6x1 cm	m ²	45	59,85	1,33	7	1049	22,99
Mesmer Cenefa	8x25,1 cm	pz	64	15,42	0,241	12	366	5,50
Mesmer Lista	3x25,1 cm	pz	64	11,58	0,181	24	300	4,47
Mesmer Zócalo	18x25,1 cm	pz	88	19,89	0,23	5	408	4,47

ELARA





Wall: Elara White_Elara White Lux_Elara Ivory_Elara Ornato 25,2x75,9 cm

Floor: Camper Ash Natural 24,75x99,55 cm

ELARA

White Body

Slight Variation

Double Firing

Digital

Pasta Blanca

Ligera Variación

Bicoción


Digital



Elara White
25,2x75,9 cm - 9,92"x29,88"
G-541



Elara White Lux
25,2x75,9 cm - 9,92"x29,88"
G-551



Elara White
7,4x29,75 cm - 2,91"x11,71"
G-552



Elara Ivory
25,2x75,9 cm - 9,92"x29,88"
G-541



Elara Ivory Lux
25,2x75,9 cm - 9,92"x29,88"
G-551



Elara Ivory
7,4x29,75 cm - 2,91"x11,71"
G-552



Elara Grey
25,2x75,9 cm - 9,92"x29,88"
G-541



Elara Grey Lux
25,2x75,9 cm - 9,92"x29,88"
G-551



Elara Grey
7,4x29,75 cm - 2,91"x11,71"
G-552



Elara Ornato
25,2x75,9 cm - 9,92"x29,88"
G-571

Elara Ornato consists of 8 different aleatory patterns
Elara Ornato se compone de 8 decoraciones diferentes aleatorias




Finir Gold - Silver - Copper Lista
1x75,9 cm
G-291

Matching floor tiles / Pavimento coordinado



Camper White / Ash / Savanna Natural
24,75x99,55 cm - 9,74"x39,19"
G-3170

Matching PVD tiles / PVD coordinado



Pyrus Gold / Silver Lux
25,2x75,9 cm - 9,92"x29,88"
G-348

Series	Format&Thickness	Unit	Boxes/Pallet	m ² /Pallet	m ² /Box	Pieces/Box	Kg/Pallet	Kg/Box
Elara	25,2x75,9x0,97 cm	m ²	45	60,30	1,34	7	1051	23,01
Elara Lux	25,2x75,9x0,97 cm	m ²	45	60,30	1,34	7	1051	23,01
Elara Ornato	25,2x75,9x0,97 cm	m ²	45	60,30	1,34	7	1051	23,01
Elara Bricket	7,4x29,75x0,85 cm	m ²	54	54,54	1,01	46	860	15,47
Pyrus Lux	25,2x75,9x0,97 cm	pz	13	17,42	1,34	7	305	22,34
Finir Lista	1x75,9 cm	pz	40	8,16	0,20	27	190	4,41



Wall: Elara Ivory 7,4x29,75 cm

ELEGY

Slight Variation


Double Firing

Digital

Ligera Variación


Bicocción

Digital



Angel Blanco
31,6x59,2 cm
12,4"x23,3"

G-540



Angel Crema
31,6x59,2 cm
12,4"x23,3"

G-540



Elegy Blanco
31,6x59,2 cm
12,4"x23,3"

G-560



Elegy Crema
31,6x59,2 cm
12,4"x23,3"

G-560



Elegy Crema Ornato
31,6x59,2 cm
12,4"x23,3"

G-560



Elegy Gold
31,6x59,2 cm
12,4"x23,3"

G-357



Elegy Bronze
31,6x59,2 cm
12,4"x23,3"

G-357



Chisel Blanco Moldura
4x31,6 cm

G-266



Chisel Crema Moldura
4x31,6 cm

G-266



Chisel Gold Moldura
4x31,6 cm

G-310



Chisel Bronze Moldura
4x31,6 cm

G-310



Chisel Blanco Cenefa
9x31,6 cm

G-330



Chisel Crema Cenefa
9x31,6 cm

G-330



Chisel Gold Cenefa
9x31,6 cm

G-355



Chisel Bronze Cenefa
9x31,6 cm

G-355



Chisel Blanco Zócalo
20x31,6 cm

G-350



Chisel Crema Zócalo
20x31,6 cm

G-350



Chisel Gold Zócalo
20x31,6 cm

G-356



Chisel Bronze Zócalo
20x31,6 cm

G-356

Series	Format&Thickness	Unit	Boxes/Pallet	m ² /Pallet	m ² /Box	Pieces/Box	Kg/Pallet	Kg/Box
Angel	31,6x59,2 x1 cm	m ²	48	45,12	0,94	5	865	17,14
Elegy / Ornato	31,6x59,2x1 cm	m ²	48	45,120	0,940	5	865	17,73
Elegy Gold / Bronze	31,6x59,2x1 cm	pz	40	44,800	1,120	6	846	21,28
Chisel Mold	4x31,6 cm	pz	39	14,781	0,379	30	311	7,61
Chisel Cf.	9x31,6 cm	pz	39	16,653	0,427	15	365	9,00
Chisel Zócalo	20x31,6 cm	pz	70	26,530	0,379	6	469,21	6,502

Matching floor tiles / Pavimento coordinado



Sincro Blanco
31,6x31,6 - 12,44"x12,44"
Sincro Beige
31,6x31,6 - 12,44"x12,44"
Sensation Beige
31,6x59,2 - 12,44"x23,31"

◆
G-870
◆
G-880
◆
G-900

Primary White / Ivory Natural
29,75x29,75 cm -
11,61"x11,61"

▲
G-3142



Wall: Elegy Blanco_Crema_Crema Ornato_Angel Crema 31,6x59,2 cm-Chisel Crema Bord_Cf_Zoc. Floor: Sensation Beige 31,6x59,2 cm

ELIANA

Slight Variation

Double Firing

Digital

Ligera Variación

Bicocción

Digital



Eliana Ivory
31,6x95,3 cm
12,4"37,5"

G-574



Eliana Ivory Ornato
31,6x95,3 cm
12,4"37,5"

G-580



Eliana Decor Ornato
31,6x95,3 cm
12,4"37,5"

G-356



Eliana Gold Ornato
31,6x95,3 cm
12,4"37,5"

G-357



Eliana Copper Ornato
31,6x95,3 cm
12,4"37,5"

G-354



Flavia Moldura
3x31,6 cm

G-260



Eliana Lista
4x31,6 cm

G-230



Flavia Gold Moldura
3x31,6 cm

G-280



Flavia Copper Mold
3x31,6 cm

G-280



Flavia Cenefa
10x31,6 cm

G-320



Eliana Cenefa
6,7x31,6 cm

G-240



Flavia Gold Cenefa
10x31,6 cm

G-330



Flavia Copper Cf.
10x31,6 cm

G-330



Flavia Zócalo
12x31,6 cm

G-340



Eliana Zócalo
20x31,6 cm

G-320



Flavia Gold Zócalo
12x31,6 cm

G-350



Flavia Copper Zoc.
12x31,6 cm

G-350

Matching floor tiles / Pavimento coordinado



Roden Ivory Natural

100x100 cm - 39,37"x39,37" G-3220
50x100 cm - 19,68"x39,37" G-3140

Within Gold Lista
1,5x95,3 cm

G-340



Special product: Due to hand-manufactured process the caliber and tonality of these borders could vary from one to other. Clean only using neutral PH products. Do not mix pieces from different lots.

Producto especial: Este material se fabrica artesanalmente, por lo que pueden existir pequeñas variaciones en el calibre o en el tono. Usar para la limpieza únicamente productos con PH neutro. No mezclar piezas de diferentes lotes.

Series	Format&Thickness	Unit	Boxes/Pallet	m ² /Pallet	m ² /Box	Pieces/Box	Kg/Pallet	Kg/Box
Eliana - Eliana Ornato	31,6x95,3x1,10 cm	m ²	44	52,8	1,2	4	1136,924	25,521
Eliana Decor Ornato	31,6x95,3x1,10 cm	pz	21	18,963	0,903	3	382	17,5
Eliana Gold - Copper Ornato	31,6x95,3x1,10 cm	pz	21	18,963	0,903	3	413	19
Eliana Lista	4x31,6 cm	pz	39	16,77	0,43	34	354	8,70
Eliana Cenefa	6,7x31,6 cm	pz	52	18,79	0,30	14	264	4,80
Eliana Zócalo	20x31,6 cm	pz	54	23,87	0,44	7	413	7,34
Flavia Mold	3x31,6 cm	pz	39	10,34	0,87	28	287	7
Flavia Cenefa	10x31,6 cm	pz	52	22,48	0,44	14	607	11,39
Flava Zócalo	12x31,6 cm	pz	70	33,17	0,53	14	854	11,99
Within Gold Lista	1,5x95,3 cm	pz	36	9,252	0,257	18	175,784	4,494



Wall: Eliana Ivory_Ivory Ornato_Gold Ornato 31,6x95,3 cm-Flavia Gold Moldura_Cenefa Floor: Roden Ivory Natural 50x100 cm

FABRIQUE

White Body

Slight Variation

Double Firing

Digital

Thickness 0,75 cm

Pasta Blanca


Ligera Variación

Bicocción

Digital


Espesor 0,75 cm

MATCHING FLOOR TILES IN FLOOR TILE CATALOGUE
PAVIMENTO COORDINADO EN EL CATÁLOGO FLOOR TILES



Fabrique Ivory
29,75x99,55 cm - 11,71"x39,19"

G-571



Fabrique Grey
29,75x99,55 cm - 11,71"x39,19"

G-571



Fabrique Ivory Beat
29,75x99,55 cm - 11,71"x39,19"

G-581



Fabrique Grey Beat
29,75x99,55 cm - 11,71"x39,19"


G-581



Fabrique Ornato*
29,75x99,55 cm - 11,71"x39,19"


G-617

*Fabrique Ornato consists of 6 different aleatory patterns |
*Fabrique Ornato se compone de 6 decoraciones diferentes aleatorias



Fabrique Ivory Mosaico 2,5x2,5
29,75x29,75 cm
11,71"x11,71"

G-618



Fabrique Grey Mosaico 2,5x2,5
29,75x29,75 cm
11,71"x11,71"

G-618



*Side View Corner 30
Perfil Corner 30

Fabrique Corner 30
1,5x29,75 cm -
0,59"x11,71"

G-330

Fabrique Corner is available in all colours of collection |
Fabrique Corner está disponibles en todos los colores de la colección



Geneva Gold - Silver - Copper Lista
1x99,55 cm - 0,39"x39,19"


G-291



Reid Plata Mate Lista
1x99,55 cm - 0,39"x39,19"

G-261

Matching floor tiles / Pavimento coordinado



Fabrique Ivory / Grey / Stamp
59,55x99,55 cm - 23,45"x23,45"

G-3146

Matching PVD tiles / PVD coordinado



Glimpse Gold / Silver / Beat
29,75x99,55 cm - 11,71"x39,19"

G-349

Series	Format&Thickness	Unit	Boxes/Pallet	m ² /Pallet	m ² /Box	Pieces/Box	Kg/Pallet	Kg/Box
Fabrique	29,75x99,5x0,74 cm	m2	44	78,32	1,780	6	1100	24,61
Fabrique Ant	29,75x99,5x0,74 cm	m2	44	65,12	1,480	5	950	20,55
Fabrique Ornato	29,75x99,5x0,74 cm	m2	44	65,12	1,480	5	950	20,55
Fabrique Corner	1,5x29,75 cm	pz	36	3,85	0,107	24	100	2,40
Geneva Lista	1x99,55 cm	pz	15	4,49	0,299	30	70	3,10
Reid Lista	1x99,55 cm	pz	15	15,52	1,035	104	166	10,13



Wall: Fabrique Grey_Grey Beat_Ornato 29,75x99,55 cm Floor: Fabrique Grey Natural 59,55x59,55 cm

FEMME

Slight Variation

Double Firing


Digital

Ligera Variación


Bicocción

Digital

MATCHING FLOOR TILES IN FLOOR TILE CATALOGUE
PAVIMENTO COORDINADO EN EL CATÁLOGO FLOOR TILES



Femme
31,6x95,3 cm
12,4"x37,5"
G-574



Femme Ornato
31,6x95,3 cm
12,4"x37,5"
G-580



Femme Decor
31,6x95,3 cm
12,4"x37,5"
G-356



Femme Gold
31,6x95,3 cm
12,4"x37,5"
G-357



Jasmin Gold Moldura
3x31,6 cm
G-310



Wish Moldura
3x31,6 cm
G-240



Wish Gold Moldura
3x31,6 cm
G-250



Jasmin Gold Cenefa
10x31,6 cm
G-355



Wish Cenefa
8x31,6 cm
G-300



Wish Gold Cenefa
8x31,6 cm
G-330



Jasmin Gold Zócalo
12x31,6 cm
G-355



Wish Zócalo
12x31,6 cm
G-330




Wish Gold Zócalo
12x31,6 cm
G-350

Matching floor tiles | Pavimento coordinado



Femme / Centro Gres
49,1x49,1 cm - 19,33"x19,33"
G-890



Centro Gres
49,1x49,1 cm - 19,33"x19,33"
G-780



Special product: Due to hand-manufactured process the caliber and tonality of these borders could vary from one to other. Clean only using neutral PH products. Do not mix pieces from different lots.

Producto especial: Este material se fabrica artesanalmente, por lo que pueden existir pequeñas variaciones en el calibre o en el tono. Usar para la limpieza únicamente productos con PH neutro. No mezclar piezas de diferentes lotes.

Series	Format&Thickness	Unit	Boxes/Pallet	m ² /Pallet	m ² /Box	Pieces/Box	Kg/Pallet	Kg/Box
Femme / Ornato	31,6x95,3x1,10 cm	m ²	44	52,8	1,2	4	1136,924	25,521
Femme Decor / Gold	31,6x95,3x1,10 cm	pz	21	18,963	0,903	3	406,7	18,7
Wish Cf.	8x31,6 cm cm	pz	52	18,408	0,354	14	463,852	8,651
Wish Mold.	3x31,6 cm	pz	39	8,892	0,228	24	247,844	5,996
Wish Zoc.	12x31,6 cm	pz	70	26,530	0,379	10	875,350	12,305
Jasmin Gold Cf.	10x31,6 cm	pz	39	16,029	0,411	13	411,995	10,205
Jasmin Gold Mold.	3x31,6 cm	pz	39	11,076	0,284	30	247,61	5,99
Jasmin Gold Zoc.	12x31,6 cm	pz	70	39,83	0,569	15	804,65	11,295



Wall: Femme_Ornato_Decor 31,6x95,3 cm-Jasmin Gold Cf._Zócalo Floor: Femme Gres_Gres Centro 49,1x49,1 cm

GATSBY





Wall: Gatsby Lead Tin_Charcoal Tin 20,1x20,1 cm Floor: Expressions Ice High Honed 89,46x89,46 cm

GATSBY





Wall: Gatsby White Tin_Green Tin 20,1x20,1 cm Floor: Norway Moka Natural 16x99,55 cm

GATSBY

White Body

Moderate Variation

Double Firing

Digital

Thickness 0,74 cm

Pasta Blanca

Moderada Variación

Bicocción

Digital

Espesor 0,74 cm



Gatsby White
20,1x20,1 cm - 7,9"x7,9"

G-510



Gatsby Green Tin
20,1x20,1 cm - 7,9"x7,9"

G-510



Gatsby Copper Tin
20,1x20,1 cm - 7,9"x7,9"

G-574



Gatsby White Tin
20,1x20,1 cm - 7,9"x7,9"

G-510



Gatsby Charcoal Tin
20,1x20,1 cm - 7,9"x7,9"

G-510



Gatsby Lead Tin
20,1x20,1 cm - 7,9"x7,9"

G-574



Aged Mold.
3x20 cm

G-266



Aged Cornisa
5x20 cm

G-300



Aged Cenefa
7x20 cm

G-310



Mars Gold - Silver - Copper Lista
1x20 cm - 0,39"x7,9"

G-180




Dull White - Pearl - Grey Lista
1,5x20 cm - 0,59"x7,9"

G-220

Series	Format&Thickness	Unit	Boxes/Pallet	m ² /Pallet	m ² /Box	Pieces/Box	Kg/Pallet	Kg/Box
Gatsby White	20x20x0,74 cm	m ²	100	101	1,01	25	1280	12,65
Gatsby Tin	20x20x0,7 m	m ²	100	89	0,89	22	1130	11,14
Mars Lista	1x20 cm	pz	64	5,76	0,09	45	100	1,32
Dull Lista	1,5x20 cm	pz	64	8,64	0,135	45	148	2,08
Aged CF	7x20	pz	64	20,61	0,322	23	424	6,41
Aged Cornisa	5x20	pz	48	9,60	0,20	20	264	5,50
Aged Mold	3x20	pz	64	15,36	0,24	40	359	5,39

Matching floor tiles | Pavimento coordinado



Norway Maple_Oak_Walnut_Ash_Moka Natural
16x99,55 cm - 6,3"x39,19"

G-3170

Primary Ivory
Natural
29,75x29,75 cm -
11,71"x11,71"

G-3142



Wall: Gatsby White Tin_Green Tin_Copper Tin 20,1x20,1 cm Floor: Luxor Ilusion White Pulido 89,46x89,46 cm

GLASS





Wall: Glass White Pavé_Green Vitro 20,1x20,1 cm

Floor: Attila Grey Natural 49,75x99,55 cm

GLASS





Wall: Glass Blue Brick 20,1x20,1 cm-Metallic White Plate 29,75x99,55 cm

Floor: Metallic White Natural-White Outdoor 2CM 49,75x99,55 cm

GLASS


White Body Double Firing Moderate Variation Digital 0,74 cm Thickness
 Pasta Blanca Bicocción Moderada Variación Digital 0,74 cm Espesor



Glass White Pavé
20,1x20,1 cm - 7,91"x7,91"
G-514



Glass Blue Pavé
20,1x20,1 cm - 7,91"x7,91"
G-514




Glass Green Pavé
20,1x20,1 cm - 7,91"x7,91"
G-514




Glass Titanium Pavé*
20,1x20,1 cm - 7,91"x7,91"
G-574




Glass White Brick
20,1x20,1 cm - 7,91"x7,91"
G-514



Glass Blue Brick
20,1x20,1 cm - 7,91"x7,91"
G-514




Glass Green Brick
20,1x20,1 cm - 7,91"x7,91"
G-514



Glass Titanium Brick*
20,1x20,1 cm - 7,91"x7,91"
G-574




Glass White Vitro
20,1x20,1 cm - 7,91"x7,91"
G-514



Glass Blue Vitro
20,1x20,1 cm - 7,91"x7,91"
G-514



Glass Green Vitro
20,1x20,1 cm - 7,91"x7,91"
G-514



Glass Titanium Vitro*
20,1x20,1 cm - 7,91"x7,91"
G-574


Mars Gold - Silver - Copper Lista
1x20 cm - 0,39"x7,9"
G-180

Dull White - Pearl - Grey Lista
1,5x20 cm - 0,59"x7,9"
G-220

*Product to be cleaned with PH Neutral |
*Limpiar con productos PH Neutros

Series	Format&Thickness	Unit	Boxes/Pallet	m ² /Pallet	m ² /Box	Pieces/Box	Kg/Pallet	Kg/Box
Glass Pavé / Brick / Vitro	20x20x0,7 m	m ²	100	88	0,88	22	1130	11,14
Mars Lista	1x20 cm	pz	64	5,76	0,09	45	100	1,32
Dull Lista	1,5x20 cm	pz	64	8,64	0,135	45	148	2,08

Matching floor tiles / Pavimento coordinado



Metallic White / Grey Natural
 99,55x99,55 cm - 39,19"x39,19" G-3268
 49,75x99,55 cm - 19,59"x39,19" G-3162
 59,55x59,55 cm - 23,45"x23,45" G-3146



Metallic Green / Brown Natural
 99,55x99,55 cm - 39,19"x39,19" G-3284
 49,75x99,55 cm - 19,59"x39,19" G-3186
 59,55x59,55 cm - 23,45"x23,45" G-3162



Norway Maple_Oak_Walnut_Ash_Moka Natural
 16x99,55 cm - 6,3"x39,19"

G-3170



Wall: Glass Titanium Pavé 20,1x20,1 cm-Studio Ivory Hexagon 25x29 cm
 Floor: Studio Ivory Hexagon 25x29 cm-Norway Walnut Natural 16x99,55 cm

GLACIAR





Wall: Glaciar White_White Box_Glimpse Bulldog Ornato 29,75x99,55 cm Floor: São Luis Mèrces Natural 59,2x59,2 cm

GLACIAR

White Body

Uniform Appearance

Double Firing


Thickness 0,74 cm

Pasta Blanca

Aspecto Uniforme


Bicocción

Espesor 0,74 cm



Glacier White
29,75x99,55 cm - 11,71"x39,19"

G-571



Glacier White Mosaico 2,5x2,5
29,75x29,75 cm - 11,71"x11,71"

G-618



Glacier Corner 30
1,5x29,75 cm - 0,59"x11,71"

G-330



*Side View Corner 30
Perfil Corner 30



Glacier White Atomic
29,75x99,55 cm - 11,71"x39,19"

G-581



Glacier White Wave
29,75x99,55 cm - 11,71"x39,19"

G-581



Glacier White Gilt
29,75x99,55 cm - 11,71"x39,19"

G-581



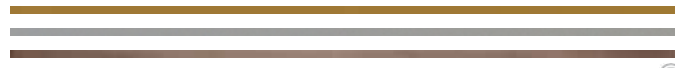
Glacier White Box
29,75x99,55 cm - 11,71"x39,19"

G-581



Glacier White Arc
29,75x99,55 cm - 11,71"x39,19"

G-581



Geneva Gold - Silver - Copper Lista
1x99,55 cm - 0,39"x39,19"


G-291




Reid Plata Mate Lista
1x99,55 cm - 0,39"x39,19"

G-261


Matching floor tiles / Pavimento coordinado



Rainbow Blanco Nat.
100x100 cm G-3234
39,37"x39,37" G-3154
50x100 cm
19,69"x39,37"



Neutral Blanco Nat.
59,55x59,55 cm G-3330
23,45"x23,45"



Neutral Blanco Nat.
29,75x29,75 cm G-3286
11,71"x11,71"

Series	Format&Thickness	Unit	Boxes/Pallet	m ² /Pallet	m ² /Box	Pieces/Box	Kg/Pallet	Kg/Box
Glacier	29,75x99,5x0,74 cm	m2	44	78,32	1,780	6	1100	24,61
Glacier Atomic / Wave / Gilt Box / Arc	29,75x99,5x0,74 cm	m ²	44	65,12	1,480	5	950	21,21
Glacier Gold-Silver Atomic / Wave / Gilt / Box / Arc	29,75x99,5x0,74 cm	m2	21	24,78	1,18	4	393	20,55
Geneva Lista	1x99,55 cm	pz	15	4,49	0,299	30	70	3,10
Reid Lista	1x99,55 cm	pz	15	15,52	1,035	104	166	10,13
Glacier Corner	1,5x29,75 cm	pz	36	3,85	0,107	24	100	2,40
Glacier Mos. 2,5x2,5	29,75x29,75 cm	pz	36	28,69	0,797	9	361	9,40



Wall: Glaciar White_Gold Atomic 29,75x99,55 cm Floor: Norway Oak Natural 16x99,55 cm

GLIMPSE





Wall: Glimpse White_White Arc 29,75x99,55 cm-Cotto Rosso Natural 30,5x30,5 cm-Geneva Gold Lista Floor: Cotto Rosso Natural 30,5x30,5 cm

GLIMPSE

White Body

Uniform Appearance

Double Firing

Digital

Thickness 0,74 cm


Pasta Blanca

Aspecto Uniforme

Bicocción


Digital

Espesor 0,74 cm



Glimpse White
29,75x99,55 cm - 11,71"x39,19"

G-571



Glimpse White Mosaico 2,5x2,5
29,75x29,75 cm - 11,71"x11,71"

G-618



*Side View Corner 30
Perfil Corner 30

Glimpse Corner 30
1,5x29,75 cm - 0,59"x11,71"

G-330



Glimpse White Atomic
29,75x99,55 cm - 11,71"x39,19"

G-581



Glimpse White Wave
29,75x99,55 cm - 11,71"x39,19"

G-581



Glimpse White Gilt
29,75x99,55 cm - 11,71"x39,19"

G-581



Glimpse White Box
29,75x99,55 cm - 11,71"x39,19"

G-581



Glimpse White Arc
29,75x99,55 cm - 11,71"x39,19"

G-581



Geneva Gold - Silver - Copper Lista
1x99,55 cm - 0,39"x39,19"


G-291




Reid Plata Mate Lista
1x99,55 cm - 0,39"x39,19"

G-261


Matching floor tiles / Pavimento coordinado



Rainbow Blanco Nat.
100x100 cm G-3234
39,37"x39,37"
50x100 cm G-3154
19,69"x39,37"




Neutral Blanco Nat.
59,55x59,55 cm G-3330
23,45"x23,45"



Neutral Blanco Nat.
29,75x29,75 cm G-3286
11,71"x11,71"

Series	Format&Thickness	Unit	Boxes/Pallet	m ² /Pallet	m ² /Box	Pieces/Box	Kg/Pallet	Kg/Box
Glimpse / Glimpse Ornato	29,75x99,5x0,74 cm	m2	44	78,32	1,780	6	1100	24,61
Glimpse Attomic / Wave / Gilt Box / Arc	29,75x99,5x0,74 cm	m ²	44	65,12	1,480	5	950	21,21
Geneva Lista	1x99,55 cm	pz	15	4,49	0,299	30	70	3,10
Reid Lista	1x99,55 cm	pz	15	15,52	1,035	104	166	10,13
Glimpse Corner	1,5x29,75 cm	pz	36	3,85	0,107	24	100	2,40
Glimpse Mos. 2,5x2,5	29,75x29,75 cm	pz	36	28,69	0,797	9	361	9,40



Glimpse Cactus Ornato
29,75x99,55 cm - 11,71"x39,19"



Glimpse Bulldog Ornato
29,75x99,55 cm - 11,71"x39,19"

G-617

Glimpse Bulldog Ornato consists of 1 pattern |
 Glimpse Bulldog Ornato se compone de 1 única decoración
 Glimpse Cactus Ornato consists of 9 different aleatory patterns |
 Glimpse Cactus Ornato se compone de 9 decoraciones diferentes aleatorias



Wall: Glimpse White_White Gilt_Silver Gilt_Cactus Ornato 29,75x99,55 cm

Floor: Norway Ash Natural 16x99,55 cm

GRAVITE





Wall: Gravite Ivory_Ivory Forbo 44,63x119,3 cm-Altair Gold Lista Floor: Gravite Ivory Natural 59,55x59,55 cm

GRAVITE

White Body

Rectified

Slight Variation

Double Firing

Thickness 0,78 cm

Pasta Blanca

Rectificado

Ligera Variación

Bicocción

Espesor 0,78 cm




Gravite Ivory
44,63x119,3 cm - 17,57"x46,97"

G-3234



Gravite Ivory
Mosaico 2,5x2,5
29,75x29,75 cm -
11,71"x11,71"

G-3756



Gravite Ivory
Mosaico Decor
29,75x29,75 cm -
11,71"x11,71"

G-3828



Gravite Ivory Forbo
44,63x119,3 cm - 17,57"x46,97"

G-3264



Gravite Ivory Teide
44,63x119,3 cm - 17,57"x46,97"

G-3264



*Side View Corner/
Perfil Corner

Gravite Corner 45
1,5x44,63 cm -
0,59"x17,57"

G-2115



Gravite Decor*
44,63x119,3 cm - 17,57"x46,97"

G-2375

*Gravite Decor consists of 8 different aleatory patterns |
*Gravite Decor se compone de 8 decoraciones diferentes aleatorias

Gravite Corner is available in all colours of collection |
Gravite Corner está disponibles en todos los colores de la colección

CONTENT OF RECYCLED MATERIAL
CONTENIDO DE MATERIAL RECICLADO


60%

Series	Format&Thickness	Unit	Boxes/Pallet	m ² /Pallet	m ² /Box	Pieces/Box	Kg/Pallet	Kg/Box
Gravite/Gravite Decor	44,63x119,3x0,78 cm	m ²	24	51,11	2,13	4	800	31,48
Gravite Teide	44,63x119,3x0,78 cm	m ²	24	38,33	1,60	3	650	25,23
Gravite Mosaico	29,75x29,75 cm	m ²	36	28,7	0,797	9	365	9,50
Gravite Mosaico Decor	29,75x29,75 cm	m ²	36	28,7	0,797	9	365	9,50
Gravite Corner	1,5x44,63 cm	pz	36	2,412	0,067	10	91	1,9
Altair Lista	1x119,3 cm	pz	15	5,37	0,358	30	106	5,50
Strato Lista	1x119,3 cm	pz	15	18,615	1,241	104	203	12,00
Eclectic	20,2x25 cm	pz	32	9,69	0,303	6	193	5,302




Gravite Grey
44,63x119,3 cm - 17,57"x46,97"

G-3234




Gravite Grey
Mosaico 2,5x2,5
29,75x29,75 cm -
11,71"x11,71"

G-3756




Gravite Grey
Mosaico Decor
29,75x29,75 cm -
11,71"x11,71"

G-3828



Gravite Grey Forbo
44,63x119,3 cm - 17,57"x46,97"

G-3264



Gravite Grey Teide
44,63x119,3 cm - 17,57"x46,97"

G-3264



Eclectic Gold
20,2x25 cm -
7,95"x9,84"

G-2303



Eclectic Silver
20,2x25 cm -
7,95"x9,84"

G-2303



Altair Gold - Silver Lista
1x119,3 cm - 0,39"x46,97"

G-2131



Strato Plata Mate Lista
1x119,3 cm - 0,39"x46,97"

G-2087


**Matching floor tiles /
Pavimento coordinado**



Gravite Ivory / Grey Natural
59,55x59,55 cm - 23,45"x23,45"

G-3194

**Matching PVD tiles /
PVD coordinado**




Markham Gold Silver Forbo, Markham Gold / Silver Teide
44,63x119,3 cm - 17,57"x46,97"

G-2655

GRUNGE





Wall: Grunge Decor 44,63x119,3 cm Floor: Grunge Grey Lappato 59,55x59,55 cm

GRUNGE

White Body

Rectified

High Variation

Double Firing

Thickness 0,78 cm

Pasta Blanca

Rectificado

Contraste de Tonalidad

Bicocción


Espesor 0,78 cm

MATCHING FLOOR TILES IN FLOOR TILE CATALOGUE
PAVIMENTO COORDINADO EN EL CATÁLOGO FLOOR TILES



Grunge White
44,63x119,3 cm - 17,57"x46,97"

G-3234



Grunge White
Mosaico 2,5x2,5
29,75x29,75 cm -
11,71"x11,71"

G-3756



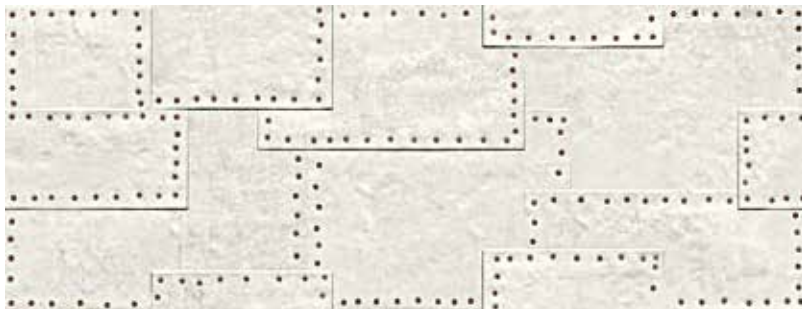
Grunge White
Mosaico 3D Silver
28,5x28,5 cm -
11,22"x11,22"

G-2243



Grunge White Square
44,63x119,3 cm - 17,57"x46,97"

G-3264



Grunge White Fizz
44,63x119,3 cm - 17,57"x46,97"

G-3264



*Side View Corner/
Perfil Corner

Grunge Corner 45
1,5x44,63 cm -
0,59"x17,57"

G-2115

Grunge Corner is available in all colours of collection |
Grunge Corner está disponibles en todos los colores de la colección



Grunge Decor*
44,63x119,3 cm - 17,57"x46,97"

G-2375

*Grunge Decor consists of 12 different aleatory patterns |
*Grunge Decor se compone de 12 decoraciones diferentes aleatorias

CONTENT OF RECYCLED MATERIAL
CONTENIDO DE MATERIAL RECICLADO


64%

Series	Format&Thickness	Unit	Boxes/Pallet	m ² /Pallet	m ² /Box	Pieces/Box	Kg/Pallet	Kg/Box
Grunge 45x120	44,63x119,3x0,78 cm	m2	24	51,12	2,13	4	800	31,48
Grunge Fizz	44,63x119,3x0,78 cm	m2	24	38,33	1,60	3	650	25,23
Grunge Nat. Mos. 2,5x2,5	29,75x29,75 cm	m2	36	28,09	0,797	9	390	10,19
Altair lista	1x119,3 cm	pz	15	5,37	0,358	30	106	5,50
Strato lista	1x119,3 cm	pz	36	44,6	1,241	104	455	12,00
Eclectic	20,2x25 cm	pz	32	9,69	0,303	6	193	5,302



Grunge Grey
44,63x119,3 cm - 17,57"x46,97"

G-3234



Grunge Grey Mosaico 2,5x2,5
29,75x29,75 cm - 11,71"x11,71"

G-3756



Grunge Grey Mosaico 3D Silver
28,5x28,5 cm - 11,22"x11,22"

G-2243



Grunge Grey Square
44,63x119,3 cm - 17,57"x46,97"

G-3264



Grunge Grey Fizz
44,63x119,3 cm - 17,57"x46,97"

G-3264

Altair Gold - Silver Lista
1x119,3 cm - 0,39"x46,97"

G-2131

Strato Plata Mate Lista
1x119,3 cm - 0,39"x46,97"

G-2087

GRUNGE

White Body

Rectified

High Variation

Double Firing

Thickness 0,78 cm

Pasta Blanca

Rectificado

Contraste de Tonalidad

Bicocción

Espesor 0,78 cm



Grunge Blue
44,63x119,3 cm - 17,57"x46,97"

G-3234



Grunge Blue Mosaico 2,5x2,5
29,75x29,75 cm - 11,71"x11,71"

G-3756



Grunge Blue Mosaico 3D Silver
28,5x28,5 cm - 11,22"x11,22"

G-2243



Grunge Blue Square
44,63x119,3 cm - 17,57"x46,97"

G-3264



Grunge Blue Fizz
44,63x119,3 cm - 17,57"x46,97"

G-3264



Eclectic Gold
20,2x25 cm - 7,95"x9,84"

G-2303



Eclectic Silver
20,2x25 cm - 7,95"x9,84"

G-2303

Altair Gold - Silver Lista
1x119,3 cm - 0,39"x46,97"

G-2131

Strato Plata Mate Lista
1x119,3 cm - 0,39"x46,97"

G-2087


Matching floor tiles / Pavimento coordinado



Grunge Grey / Blue / Oxidium Lappato
44,63x89,63 - 17,57"x35,22"
59,55x59,55 cm - 23,45"x23,45"
59,55x119,3 cm - 23,45"x46,97"

G-3274
G-3258
G-3394

Matching PVD tiles / PVD coordinado



Markham Gold / Silver Square / Gold Fizz / Silver Fizz
44,63x119,3 cm - 17,57"x46,97"

G-2655

CONTENT OF RECYCLED MATERIAL
CONTENIDO DE MATERIAL RECICLADO

64%



Wall: Grunge Blue_White_White Fizz 44,63x119,3 cm Floor: Grunge Blue Lappato 59,55x59,55 cm-Grunge Blue Lap. Mosaico 5x5

HARDEN

White Body

Rectified

Slight Variation

Double Firing

Thickness 0,74 cm

Pasta Blanca

Rectificado

Ligera Variación

Bicocción

Espesor 0,74 cm



Harden Ivory
29,75x89,46 cm - 11,71"x35,22"

G-3230



Harden Grey
29,75x89,46 cm - 11,71"x35,22"

G-3230




Harden Ivory Curve*
29,75x89,46 cm - 11,71"x35,22"

G-3258



Harden Grey Curve*
29,75x89,46 cm - 11,71"x35,22"

G-3258




Harden Ivory Mosaico 5x5
29,75x29,75 cm
11,71"x11,71"

G-3700



Harden Ivory Decor
Mosaico 5x5
29,75x29,75 cm
11,71"x11,71"

G-3756



Harden Grey Mosaico 5x5
29,75x29,75 cm
11,71"x11,71"

G-3700



Harden Grey Decor
Mosaico 5x5
29,75x29,75 cm
11,71"x11,71"

G-3756



Main Gold - Silver - Walnut - Grey Lista
1,5x89,46 cm - 0,59"x35,22"


G-2131



Vita Mate Lista
1,5x89,46 cm - 0,79"x35,22"

G-2091

Matching PVD tiles / PVD coordinado



Neutral Gold / Silver / Copper Curve
29,75x89,46 cm - 11,71"x35,22"

G-2465



*Side View Corner 30 /
Perfil Corner 30

* available in all colours of collection /
disponible en todos los colores de la colección

Harden Corner 30*
2x29,75 cm
0,79"x11,71"

G-2085

*Relief with a fixed position when tiling /
Relieve con posición en la colocación

Series	Format&Thickness	Unit	Boxes/Pallet	m ² /Pallet	m ² /Box	Pieces/Box	Kg/Pallet	Kg/Box
Harden 30x90	29,75x89,46x0,74	m ²	40	63,88	1,597	6	900	22,07
Harden Curve 30x90	29,75x89,46x0,74	m ²	36	57,492	1,597	6	855,716	23,13
Harden Corner-30	2x29,75	pz	144	15,408	0,107	18	232,88	1,52
Harden Mosaico 5x5	29,75x29,75	m ²	36	31,86	0,885	10	392,18	10,505
Harden Mos.Decor 5x5	29,75x29,75	m ²	36	31,86	0,885	10	405	10,81
Vita Lista	1,5x89,46	pz	36	48,312	1,342	100	380,55	10,18
Main Lista	1,5x89,46	pz	36	8,712	0,242	18	185	12,93



Wall: Harden Ivory Curve 29,75x89,46 cm


IDOLE

Slight Variation

Double Firing

Ligera Variación

Bicocción



Idole Ivory
31,6x59,2 cm - 12,4"x23,3"



Idole Grey
31,6x59,2 cm - 12,4"x23,3"




Tear Gold
31,6x59,2 cm - 12,4"x23,3"



Idole Ivory Tear
31,6x59,2 cm - 12,4"x23,3"



Idole Grey Tear
31,6x59,2 cm - 12,4"x23,3"




Tear Silver
31,6x59,2 cm - 12,4"x23,3"



Idole Ivory Lista
2x59,2 cm



Idole Grey Lista
2x59,2 cm



Idole Ivory Ángulo Lista
2x2 cm



Idole Grey Ángulo Lista
2x2 cm



Natural Stone: Due to hand-manufactured process the caliber, tonality and texture of these borders could vary from one to other. Clean only using neutral PH products. Do not mix pieces from different lots.

Piedra Natural: Este material se fabrica artesanalmente, por lo que pueden existir variaciones en las vetas, calibre o tono. Usar para su limpieza únicamente productos con PH neutro. No mezclar piezas de diferentes lotes.

Matching floor tiles / Pavimento coordinado




Primary White / Ivory / Vison Natural
29,75x29,75 cm - 11,61"x11,61"

Sincro Blanco
G-3142 31,6x31,6 cm - 12,44"x12,44" G-870

Sincro Beige
31,6x31,6 cm - 12,44"x12,44" G-880

Series	Format&Thickness	Unit	Boxes/Pallet	m ² /Pallet	m ² /Box	Pieces/Box	Kg/Pallet	Kg/Box
Idole	31,6x59,2x1 cm	m ²	48	45,120	0,940	5	865	17,730
Idole Tear	31,6x59,2x1 cm	m ²	48	45,120	0,940	5	800	16,375
Tear Cf	10x59,2 cm	pz	32	13,25	0,41	7	398	12
Idole Lista	2x59,2 cm	pz	96	13,63	0,14	12	302	2,997
Idole Angulo Lista	2x2 cm	pz	240	2,40	0,01	25	137	0,845
Tear Gold / Silver	31,6x59,2 cm	pz	40	44,880	1,122	6	674,720	16,518



Wall: Idole Ivory_Ivory Tear 31,6x59,2 cm Floor: Primary Ivory Natural 29,5x29,5 cm

IMARBLE





Wall: Imarble Pulpis 29,75x89,46cm Floor: Imarble Pulpis Lappato 59,55x59,55 cm -Imarble Pulpis Lap. Mos. 5x5

IMARBLE

White Body

Rectified

Slight Variation

Double Firing

Thickness 0,74 cm

Pasta Blanca

Rectificado

Ligera Variación

Bicocción

Espesor 0,74 cm

MATCHING FLOOR TILES IN FLOOR TILE CATALOGUE
PAVIMENTO COORDINADO EN EL CATÁLOGO FLOOR TILES



Imarble Carrara
29,75x89,46 cm - 11,71"x35,22"

G-3230



Imarble Bahia
29,75x89,46 cm - 11,71"x35,22"

G-3230



Imarble Carrara Crest*
29,75x89,46 cm - 11,71"x35,22"

G-3258



Imarble Bahia Crest*
29,75x89,46 cm - 11,71"x35,22"

G-3258



Imarble Breccia
29,75x89,46 cm - 11,71"x35,22"

G-3230



Imarble Pulpis
29,75x89,46 cm - 11,71"x35,22"

G-3230




Imarble Breccia Crest*
29,75x89,46 cm - 11,71"x35,22"

G-3258




Imarble Pulpis Crest*
29,75x89,46 cm - 11,71"x35,22"

G-3258



Imarble Carrara
Mosaico 2,5x2,5
29,75x29,75 cm -
11,71"x11,71"

G-3756




Imarble Carrara
Decor Mosaico 2,5x2,5
29,75x29,75 cm -
11,71"x11,71"

G-3828




detalle mosaico




Imarble Bahia
Mosaico 2,5x2,5
29,75x29,75 cm -
11,71"x11,71"

G-3756




Imarble Bahia
Decor Mosaico 2,5x2,5
29,75x29,75 cm -
11,71"x11,71"

G-3828



detalle mosaico




Imarble Breccia
Mosaico 2,5x2,5
29,75x29,75 cm -
11,71"x11,71"

G-3756




Imarble Breccia
Decor Mosaico 2,5x2,5
29,75x29,75 cm -
11,71"x11,71"

G-3828




detalle mosaico



Imarble Pulpis
Mosaico 2,5x2,5
29,75x29,75 cm - 11,71"x11,71"

G-3756



Imarble Pulpis
Decor Mos.2,5x2,5
29,75x29,75 cm
11,71"x11,71"

G-3828



detalle mosaico



Effect Gold Lista
3x89,46 cm - 1,18"x35,22"

G-2173



Effect Silver Lista
3x89,46 cm - 1,18"x35,22"

G-2173

CONTENT OF RECYCLED MATERIAL
CONTENIDO DE MATERIAL RECICLADO

60%

Matching floor tiles / Pavimento coordinado



Imarble Carrara / Breccia / Bahia / Pulpis Lappato
59,55x59,55 cm - 23,45"x23,45"

G-3330

Matching PVD tiles / PVD coordinado



Imarble Gold / Silver Crest
29,75x89,46 cm - 11,71"x35,22"

G-2465



*Side View Corner 30 /
Perfil Corner 30

Imarble Corner 30*
2x29,75 cm
0,79"x11,71" G-2085

* available in all colours of collection /
disponible en todos los colores de la colección

*Relief with a fixed position when tiling /
Relieve con posición en la colocación



Wall: Imarble Breccia_Breccia Crest_Gold Crest 29,75x89,46 cm-Breccia Decor Mosaico 2,5x2,5 Floor: Imarble Breccia Lappato 59,55x59,55 cm

Series	Format&Thickness	Unit	Boxes/Pallet	m ² /Pallet	m ² /Box	Pieces/Box	Kg/Pallet	Kg/Box
Imarble 30x90	29,75x89,46x0,74	m2	40	63,880	1,597	6	910	22,17
Imarble Corner-30	2x29,75	pz	144	15,408	0,107	18	232,88	1,52
Imarble Crest 30x90	29,75x89,46x0,74	m2	36	57,492	1,597	6	856	23,13
Imarble Silver/Gold Crest	29,75x89,46x0,74	pz	18	23,96	1,33	5	372	19,38
Imarble Mos. 2,5 / Decor 2.5	29,75x29,75	m2	36	31,860	0,885	10	401	10,51
Effect Lista	3x89,46	pz	36	8,712	0,242	9	103	4,23

INDO

White Body

Rectified

Slight Variation

Double Firing

Thickness 0,74 cm

Pasta Blanca

Rectificado

Ligera Variación

Bicocción

Espesor 0,74 cm



Indo Aqua
29,75x89,46 cm
11,71"x35,22"
G-3230



Indo Aqua Arm
29,75x89,46 cm
11,71"x35,22"
G-3258



Indo Moss
29,75x89,46 cm
11,71"x35,22"
G-3230



Indo Moss Arm
29,75x89,46 cm
11,71"x35,22"
G-3258




Indo Decor
29,75x89,46 cm
11,71"x35,22"
G-2401




Indo Aqua
Mosaico 2,5x2,5
29,75x 29,75 cm
G-3756



Indo Aqua
Mosaico Hex.
26,3x 27,4 cm
G-2281



Indo Moss
Mosaico 2,5x2,5
29,75x 29,75 cm
G-3756



Indo Moss
Mosaico Hex.
26,3x 27,4 cm
G-2281



Indo Lista
4x29,75 cm
1,75x11,71"
G-2087



Indo Cenefa
6,7x29,75 cm
2,64x11,71"
G-2100



Indo Zócalo
20x29,75 cm
7,87x11,71"
G-2147

Main Silver Lista
1,5x89,46 cm - 0,59"x35,22"
G-2131

Main Grey Lista
1,5x89,46 cm - 0,59"x35,22"
G-2131

Main Gold Lista
1,5x89,46 cm - 0,59"x35,22"
G-2131

Main Walnut Lista
1,5x89,46 cm - 0,59"x35,22"
G-2131

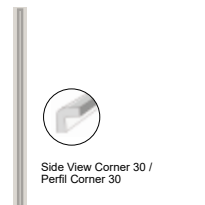
Vita Mate Lista
1,5x89,46 cm - 0,59x35,22"
G-2091

Vita Esmerilado Lista
1,5x89,46 cm - 0,59x35,22"
G-2091

Luz Gold Lista
1x89,46 cm - 0,39x35,22"
G-2091

Luz Silver Lista
1x89,46 cm - 0,39x35,22"
G-2091

Luz Copper Lista
1x89,46 cm - 0,39x35,22"
G-2091



Indo Corner-30
1,5x29,75 cm
0,59x11,71"
G-2085



Side View Corner 30 /
Perfil Corner 30

CONTENT OF RECYCLED MATERIAL
CONTENIDO DE MATERIAL RECICLADO

60%

Matching PVD tiles / PVD coordinado



Nordic Gold / Silver / Copper Arm
29,75x89,46 cm - 11,71"x35,22"



Wall: Indo Aqua_Moss Arm_Decor 29,75x89,46 cm-Indo Cenefa_Zocalo Floor: Indo Aqua Pulido 44,63x44,63 cm

Series	Format&Thickness	Unit	Boxes/Pallet	m ² /Pallet	m ² /Box	Pieces/Box	Kg/Pallet	Kg/Box
Indo	29,75x89,46x0,74	m2	40	63,88	1,597	6	906	22,08
Indo Arm	29,75x89,46x0,74	m2	36	57,49	1,597	6	900	24,36
Nordic Silver / Gold / Copper Arm	29,75x89,46x0,74	pz	18	23,94	1,330	5	372	19,41
Indo Decor	29,75x89,46x0,74	pz	18	23,94	1,330	5	376	19,60
Indo Mosaico 2,5x2,5	29,75x29,75	m2	36	28,69	0,797	9	372	9,70
Indo Mosaico Hexagonal	26,3x27,4	pz	36	23,26	0,649	9	329	8,50
Indo Lista	4x29,75	pz	99	14,16	0,143	12	330	3,10
Indo Cenefa	6,7x29,75	pz	36	17,93	0,498	25	329	8,51
Indo Zócalo	20x29,75	pz	54	22,52	0,417	7	422	7,40
Indo Corner-30	1,5x29,75	pz	45	6,03	0,134	30	177	3,43
Luz Lista	1x89,46	pz	36	7,09	0,197	22	135	3,11
Main Lista	1,5x89,46	pz	36	8,712	0,242	18	180	12,93
Vita Lista	1,5x89,46	pz	36	48,310	1,342	100	384	10,18

INSTANT

Slight Variation

Double Firing


Digital

Ligera Variación

Bicocción

Digital

MATCHING FLOOR TILES IN FLOOR TILE CATALOGUE
PAVIMENTO COORDINADO EN EL CATÁLOGO FLOOR TILES



Unique White
25,1x75,6 cm - 9,9"x29,76"
G-550




Instant Beige Focus
25,1x75,6 cm - 9,9"x29,76"
G-574



Instant Nácar Focus
25,1x75,6 cm - 9,9"x29,76"
G-550



Instant Azul Focus
25,1x75,6 cm - 9,9"x29,76"
G-574



Focus Gold Lista
2,3x75,6 cm
G-320



Focus Silver Lista
2,3x75,6 cm
G-320



Halo Beige Lista
1,5x75,6 cm
G-300



Halo Black Lista
1,5x75,6 cm
G-300




Matex Lista
1,5x75,6 cm
G-200

Matching floor tiles / Pavimento coordinado



Instant Beige / Azul Gres
49,1x49,1 cm - 19,33"x19,33"
G-912

Matching PVD tiles / PVD coordinado



Solid Gold / Silver Focus
25,1x75,6 cm - 9,88"x29,76"
G-357



Wall: Instant Beige Focus 25,1x75,6 cm-Unique White 25,1x75,6 cm

Series	Format&Thickness	Unit	Boxes/Pallet	m ² /Pallet	m ² /Box	Pieces/Box	Kg/Pallet	Kg/Box
Instant Focus	25,1x75,6x1 cm	m ²	45	59,85	1,33	7	1030	22,88
Unique	25,1x75,6x1 cm	m ²	45	59,85	1,33	7	1144	25,10
Solid Gold / Silver Focus	25,1x75,6x1 cm	pz	13	17,26	1,33	7	300	21,92
Focus Lista	2,3x12,5 cm	pz	40	9,72	0,24	14	214	4,994
Halo Lista	1,5x75,6 cm	pz	40	6,74	0,16	14	142	3,202
Matex Lista	1,5x75,6 cm	pz	40	50,80	1,37	112	437	10,618



Wall: Instant Nacar Focus_Beige Focus_Unique White Solid Gold Focus 25,1x75,6 cm-Focus Gold Lista
Floor: Instant Beige Gres 49,1x49,1 cm

ISEN

Slight Variation

Double Firing

Digital

Ligera Variación

Bicocción

Digital

MATCHING FLOOR TILES IN FLOOR TILE CATALOGUE
PAVIMENTO COORDINADO EN EL CATÁLOGO FLOOR TILES



Isen Ivory
31,6x95,3 cm - 12,4"x37,52"

G-574



Isen Beige
31,6x95,3 cm - 12,4"x37,52"

G-574



Isen Ivory Linus
31,6x95,3 cm - 12,4"x37,52"

G-580



Isen Beige Linus
31,6x95,3 cm - 12,4"x37,52"

G-580



Isen Gold Linus
31,6x95,3 cm - 12,4"x37,52"


G-357



Isen Silver Linus
31,6x95,3 cm - 12,4"x37,52"

G-357

Matching floor tiles / Pavimento coordinado



Isen Ivory / Beige Natural
100x100 cm - 39,37"x39,37" G-3220
50x100 cm - 19,68"x39,37" G-3140



Isen Copper Linus
31,6x95,3 cm - 12,4"x37,52"

G-354

Clío Copper Lista
1x95,3 cm - 0,39"x37,52"

G-304


Series	Format&Thickness	Unit	Boxes/Pallet	m ² /Pallet	m ² /Box	Pieces/Box	Kg/Pallet	Kg/Box
Isen	31'6x95'3x1,10 cm	m ²	44	52,8	1,2	4	1100	24,61
Isen Linus	31'6x95'3x1,10 cm	m ²	44	52,8	1,2	4	1050	23,48
City Decor	31'6x95'3 cm	pz	44	52,8	1,2	4	1140	25,521
Isen Gold-Silver-Copper Linus	31'6x95'3 cm	pz	21	18,963	0,903	3	416	19,00
Clío Copper Lista	1x95'3 cm	pz	36	6,19	0,17	18	140	3,504
Gear Lista	1,5x95,3 cm	pz	36	51,48	1,43	100	408	10,95



City Decor *
31,6x95,3 cm - 12,4"x37,52"

G-350

* City Decor is available in 4 different aleatory patterns.
Ornato está disponible en 4 decorados diferentes aleatorios.



Wall: Isen Ivory_Ivory Linus 31,6x95,3 cm-Clio Copper Lista Floor: Isen Ivory Natural 100x100 cm

JACQUARD





Wall: Jacquard Grey_Jacquard Grey Forbo_Markham Silver Forbo 44,63x119,3 cm-Altair Silver Lista Floor: Jacquard Grey Natural 89,46x89,46 cm

JACQUARD

White Body

Rectified

Slight Variation

Double Firing

Thickness 0,78 cm

Pasta Blanca

Rectificado

Ligera Variación

Bicocción


Espesor 0,78 cm

MATCHING FLOOR TILES IN FLOOR TILE CATALOGUE
PAVIMENTO COORDINADO EN EL CATÁLOGO FLOOR TILES



Jacquard Ivory
44,63x119,3 cm - 17,57"x46,97"

G-3234



Jacquard Ivory
Mosaico 2,5x2,5
29,75x29,75 cm -
11,71"x11,71"

G-3756



Jacquard Ivory Surf
44,63x119,3 cm - 17,57"x46,97"

G-3264



Jacquard Ivory Forbo
44,63x119,3 cm - 17,57"x46,97"

G-3264



*Side View Corner/
Perfil Corner

Jacquard Corner 45
1,5x44,63 cm -
0,59"x17,57"

G-2115

CONTENT OF RECYCLED MATERIAL
CONTENIDO DE MATERIAL RECICLADO


60%

Series	Format&Thickness	Unit	Boxes/Pallet	m ² /Pallet	m ² /Box	Pieces/Box	Kg/Pallet	Kg/Box
Jacquard/Jacquard Decor	44,63x119,3x0,78 cm	m ²	24	51,11	2,13	4	800	31,48
Jacquard Forbo	44,63x119,3x0,78 cm	m ²	24	38,33	1,60	3	650	25,23
Jacquard Mosaico	29,75x29,75 cm	m ²	36	28,69	0,797	9	365	9,50
Jacquard Corner	1,5x44,63 cm	pz	36	2,412	0,067	10	91	1,90
Altair Lista	1x119,3 cm	pz	15	5,37	0,358	30	106	5,50
Strato Lista	1x119,3 cm	pz	15	18,615	1,241	104	203	12,00
Eclectic	20,2x25 cm	pz	32	9,69	0,303	6	193	5,302



Jacquard Grey
44,63x119,3 cm - 17,57"x46,97"

G-3234



Jacquard Grey
Mosaico 2,5x2,5
29,75x29,75 cm -
11,71"x11,71"

G-3756



Jacquard Grey Surf
44,63x119,3 cm - 17,57"x46,97"

G-3264



Jacquard Grey Forbo
44,63x119,3 cm - 17,57"x46,97"

G-3264


Matching floor tiles / Pavimento coordinado



Jacquard Ivory / Grey / Vison Natural
59,55x59,55 cm - 23,45"x23,45"
89,46x89,46 cm - 35,22"x35,22"

G-3194
G-3372

Matching PVD tiles / PVD coordinado



Markham Gold Surf / Silver Surf / Gold Forbo / Silver Forbo
44,63x119,3 cm - 17,57"x46,97"

G-2655

JACQUARD

White Body

Rectified

Slight Variation

Double Firing

Thickness 0,78 cm

Pasta Blanca

Rectificado

Ligera Variación

Bicocción

Espesor 0,78 cm



Jacquard Vison
44,63x119,3 cm - 17,57"x46,97"

G-3234



Jacquard Vison
Mosaico 2,5x2,5
29,75x29,75 cm -
11,71"x11,71"

G-3756




Jacquard Vison Surf
44,63x119,3 cm - 17,57"x46,97"

G-3264



Jacquard Vison Forbo
44,63x119,3 cm - 17,57"x46,97"

G-3264



Jacquard Decor*
44,63x119,3 cm - 17,57"x46,97"

G-2375



Eclectic Gold
20,2x25 cm -
7,95"x9,84"

G-2303



Eclectic Silver
20,2x25 cm -
7,95"x9,84"

G-2303

*Jacquard Decor consists of 8 different aleatory patterns |
*Jacquard Decor se compone de 8 decoraciones diferentes aleatorias

Altair Gold - Silver Lista
1x119,3 cm - 0,39"x46,97"

G-2131

Strato Plata Mate Lista
1x119,3 cm - 0,39"x46,97"

G-2087


CONTENT OF RECYCLED MATERIAL
CONTENIDO DE MATERIAL RECICLADO


60%



Wall: Jacquard Decor 44,63x119,3 cm

JOLIET







Wall: Joliet Sapphire_Sapphire Prisma 7,4x29,75 cm

Floor: Bohemian Sand Outdoor 2CM 99,55x99,55 cm


JOLIET

White Body Slight Variation Double Firing Digital 0,85 cm Thickness
 Pasta Blanca Ligera Variación Bicocción Digital 0,85 cm Espesor



Joliet Jade* 
 7,4x29,75 cm -
 2,91"x11,71"



Joliet Toffee* 
 7,4x29,75 cm -
 2,91"x11,71"




Joliet Sapphire* 
 7,4x29,75 cm -
 2,91"x11,71"




Joliet Jade Prisma* 
 7,4x29,75 cm -
 2,91"x11,71"



Joliet Toffee Prisma* 
 7,4x29,75 cm -
 2,91"x11,71"











Joliet Sapphire Prisma* 
 7,4x29,75 cm -
 2,91"x11,71"

*Product to be cleaned with PH Neutral |
 *Limpiar con productos PH Neutros



Wall: Joliet Jade_Jade Prisma 7,4x29,75 cm

Series	 Format&Thickness	Unit	 Boxes/Pallet	 m ² /Pallet	 m ² /Box	 Pieces/Box	 Kg/Pallet	 Kg/Box
Joliet	7,4x29,75x0,85 cm	m ²	54	54,54	1,01	46	860	15,47
Joliet Prisma	7,4x29,75x0,85 cm	m ²	54	49,7	0,92	42	790	14,14



Wall: Joliet Ivory_Toffee_Toffee Prisma 7,4x29,75 cm

Floor: Metallic Grey Natural 99,55x99,55 cm-Metallic Grey Natural Mos. 5x5

JOLIET





Wall: Joliet White Prisma 7,4x29,75 cm

Floor: Altea Olivo Natural 59,2x59,2 cm

JOLIET

White Body Slight Variation Double Firing 0,85 cm Thickness
 Pasta Blanca Ligera Variación Bicocción 0,85 cm Espesor



Joliet White
7,4x29,75 cm -
2,91"x11,71" G-514



Joliet Ivory
7,4x29,75 cm -
2,91"x11,71" G-514



Joliet Blue
7,4x29,75 cm -
2,91"x11,71" G-514



Joliet Green
7,4x29,75 cm -
2,91"x11,71" G-514



Joliet Grey
7,4x29,75 cm -
2,91"x11,71" G-514



Joliet Black
7,4x29,75 cm -
2,91"x11,71" G-514



Joliet White Prisma
7,4x29,75 cm -
2,91"x11,71" G-514



Joliet Ivory Prisma
7,4x29,75 cm -
2,91"x11,71" G-514



Joliet Blue Prisma
7,4x29,75 cm -
2,91"x11,71" G-514



Joliet Green Prisma
7,4x29,75 cm -
2,91"x11,71" G-514



Joliet Grey Prisma
7,4x29,75 cm -
2,91"x11,71" G-514



Joliet Black Prisma
7,4x29,75 cm -
2,91"x11,71" G-514




Wall: Joliet Grey_Grey Prisma 7,4x29,75 cm Floor: Bohemian Blue Natural 49,75x99,55 cm

Series	Format&Thickness	Unit	Boxes/Pallet	m ² /Pallet	m ² /Box	Pieces/Box	Kg/Pallet	Kg/Box
Joliet	7,4x29,75x0,85 cm	m ²	54	54,54	1,01	46	860	15,47
Joliet Prisma	7,4x29,75x0,85 cm	m ²	54	49,7	0,92	42	790	14,14





Wall: Joliet Green_Green Prisma 7,4x29,75 cm

Matching floor tiles / Pavimento coordinado




Metallic White / Grey Natural 
 99,55x99,55 cm - 39,19"x39,19" G-3268
 49,75x99,55 cm - 19,59"x39,19" G-3162
 59,55x59,55 cm - 23,45"x23,45" G-3146

Metallic Green / Brown Natural 
 99,55x99,55 cm - 39,19"x39,19" G-3284
 49,75x99,55 cm - 19,59"x39,19" G-3186
 59,55x59,55 cm - 23,45"x23,45" G-3162

Attila Natural 
 99,55x99,55 cm - 39,19"x39,19" G-3268
 49,75x99,55 cm - 19,59"x39,19" G-3162
 59,55x59,55 cm - 23,45"x23,45" G-3146



Norway Maple / Oak / Walnut / Ash / Moka Natural 
 16x99,55 cm - 6,3"x39,19"

G-3170

JUNGLE

White Body

Rectified

Slight Variation

Double Firing

Thickness 0,74 cm


Pasta Blanca

Rectificado

Ligera Variación


Bicoccción

Espesor 0,74 cm



Neutral Blanco
29,75x89,46 cm - 11,71"x35,22"

G-3218



Bosco Walnut Mosaico 2,5x2,5
29,75x29,75 cm - 11,71"x11,71"

G-3756



Jungle White Bosco
29,75x89,46 cm - 11,71"x35,22"

G-3258



Jungle Walnut Bosco
29,75x89,46 cm - 11,71"x35,22"

G-3258

Vita Mate Lista
1,5x89,46 cm - 0,59x35,22"

G-2091

Vita Esmerilado Lista
1,5x89,46 cm - 0,59x35,22"

G-2091

CONTENT OF RECYCLED MATERIAL
CONTENIDO DE MATERIAL RECICLADO

64%

Series	Format&Thickness	Unit	Boxes/Pallet	m ² /Pallet	m ² /Box	Pieces/Box	Kg/Pallet	Kg/Box
Jungle Bosco 30x90	29,75x89,46x0,74	m2	36	57,492	1,597	6	820	22,30
Bosco Walnut Mosaico	29,75x29,75	m2	36	31,86	0,885	10	671	18,25
Neutral	29,75x89,46x0,74	m2	40	63,880	1,597	6	850	20,67
Vita Lista	1,5x89,46	pz	36	48,312	1,342	100	380,55	10,18


LEVEL

White Body

Slight Variation

Pasta Blanca

Ligera Variación



Level Blanco
25,1x75,6 cm - 9,9"x29,76"

G-550



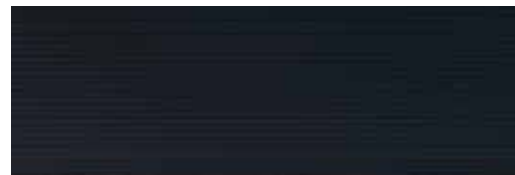
Level Pistacho
25,1x75,6 cm - 9,9"x29,76"

G-560



Level Rojo
25,1x75,6 cm - 9,9"x29,76"

G-580




Level Negro
25,1x75,6 cm - 9,9"x29,76"

G-560

MATCHING FLOOR TILES IN FLOOR TILE CATALOGUE
PAVIMENTO COORDINADO EN EL CATÁLOGO FLOOR TILES

Matching floor tiles |
Pavimento coordinado



Vallter Blanco -
Sensation Negro
31,6x59,2 cm

G-890



Sensation Rojo_Pistacho
31,6x59,2 cm

G-917/910

Series	Format&Thickness	Unit	Boxes/Pallet	m ² /Pallet	m ² /Box	Pieces/Box	Kg/Pallet	Kg/Box
Stripes	20x59,2x0,95	m ²	64	68,48	1,07	9	1269	19,61
Stripes Decor	20x59,2x0,95	pz	48	28,42	0,59	5	579	11,76
Stripes Cenefa	5X59,2	pz	48	24,14	0,50	17	492	9,94
Riveira Lista	1,5X59,2	pz	96	17,86	0,18	21	401	4,03
Acier / Demeter Lista	1X59,2	pz	96	39,74	0,41	70	400	4,02
Niebla Lista	1,5X59,2	pz	96	10,27	0,10	10	228	2,22

KILIM

White Body

Rectified

High Variation

Double Firing

Thickness 0,74 cm

Pasta Blanca

Rectificado

Contraste de Tonalidad

Bicocción

Espesor 0,74 cm

MATCHING FLOOR TILES IN FLOOR TILE CATALOGUE
PAVIMENTO COORDINADO EN EL CATÁLOGO FLOOR TILES



Shagreen White
29,75x59,55 cm - 11,71"x23,45"

G-3140




Kilim Nain
29,75x59,55 cm - 11,71"x23,45"

G-3154



*Kilim Nain consists of 6 different aleatory patterns |
*Kilim Nain se compone de 6 decoraciones diferentes aleatorias



Bettoni Gold - Silver - Copper Lista
1x59,55 cm - 0,39"x23,45"

G-2089

Matching floor tiles / Pavimento coordinado



Kilim Nain Natural
59,55x59,55 cm - 23,45"x23,45"

G-3258



Wall: Kilim Nain 29,75x59,55 cm

Floor: Kilim Nain Natural 59,55x59,55 cm

CONTENT OF RECYCLED MATERIAL
CONTENIDO DE MATERIAL RECICLADO

60%

Series	Format&Thickness	Unit	Boxes/Pallet	m ² /Pallet	m ² /Box	Pieces/Box	Kg/Pallet	Kg/Box
Shagreen/Kilim	29,75x59,55x0,74 cm	m ²	40	49,60	1,24	7	730	17,67
Bettoni Lista	1x59,55 cm	pz	96	6,91	0,07	12	115	0,957

LUXOR





Wall: Luxor Quartzite Aurora_Quartzite Aurora Diva 44,63x119,3 cm-Magma Moldura_Cf._Zóc.
Floor: Luxor Quartzite Aurora Pulido 89,46x89,46 cm

LUXOR





Wall: Luxor Ilusion White_Ilusion White Diva_Royal Black_Royal Black Diva 44,63x119,3 cm
Floor: Luxor Ilusion White Pulido_Royal Black Pulido 59,55x59,55 cm

LUXOR

White Body

Rectified

High Variation

Double Firing

Thickness 0,78 cm

Pasta Blanca

Rectificado

Contraste de Tonalidad

Biococción

Espesor 0,78 cm

MATCHING FLOOR TILES IN FLOOR TILE CATALOGUE
PAVIMENTO COORDINADO EN EL CATÁLOGO FLOOR TILES



Luxor Ilusion White
44,63x119,3 cm - 17,57"x46,97"
G-3234




Luxor Ilusion White Diva
44,63x119,3 cm - 17,57"x46,97"
G-3264



Luxor Quartzite Aurora
44,63x119,3 cm - 17,57"x46,97"
G-3234



Luxor Quartzite Aurora Diva
44,63x119,3 cm - 17,57"x46,97"
G-3264



Luxor Ilusion White
Mosaico Decor
29,75x29,75 cm
11,71"x11,71"
G-3828



detalle mosaico



Luxor Quartzite
Aurora Mos. Decor
29,75x29,75 cm -
11,71"x11,71"
G-3828



detalle mosaico



Magma Moldura
4,5x44,63 cm - 1,77"x17,57"
G-2131



Magma Cenefa
7x44,63 cm - 2,76"x17,57"
G-2179



Magma Zocalo
9,91x44,63 cm - 3,54"x17,57"
G-2187



Luxor Corner 45
1,5x44,63 cm
0,59"x17,57"
G-2115




*Side View Corner/
Perfil Corner

CONTENT OF RECYCLED MATERIAL
CONTENIDO DE MATERIAL RECICLADO

44%

Series	Format&Thickness	Unit	Boxes/Pallet	m ² /Pallet	m ² /Box	Pieces/Box	Kg/Pallet	Kg/Box
Luxor	44,63x119,3x0,78 cm	m ²	24	51,11	2,13	4	780	31,48
Luxor Diva	44,63x119,3x0,78 cm	m ²	24	38,33	1,60	3	680	26,48
Luxor Mosaico Decor	29,75x29,75 cm	m ²	36	28,69	0,79	9	405	10,6
Luxor Corner	1,5x44,63 cm	pz	36	2,412	0,067	10	91	1,9
Altair Lista	1x119,3 cm	pz	15	5,37	0,358	30	106	5,50
Strato Lista	1x119,3 cm	pz	15	18,615	1,241	104	203	12,00
Eclectic	20,2x25 cm	pz	32	9,69	0,303	6	193	5,302



Luxor Royal Black
44,63x119,3 cm - 17,57"x46,97"
G-3234



Luxor Royal Black Diva
44,63x119,3 cm - 17,57"x46,97"
G-3264



Luxor Blossom Ornato*
44,63x119,3 cm - 17,57"x46,97"
G-3392



Luxor Verrier Ornato*
44,63x119,3 cm - 17,57"x46,97"
G-3392



Luxor Royal Black
Mosaico Decor
29,75x29,75 cm -
11,71"x11,71"
G-3828



detalle mosaico

*Luxor Blossom Ornato consists of 8 different aleatory patterns |
*Luxor Blossom Ornato se compone de 8 decoraciones diferentes aleatorias

*Luxor Verrier Ornato consists of 11 different aleatory patterns |
*Luxor Verrier Ornato se compone de 11 decoraciones diferentes aleatorias



Eclectic Gold
20,2x25 cm -
7,95"x9,84"
G-2303



Eclectic Silver
20,2x25 cm -
7,95"x9,84"
G-2303

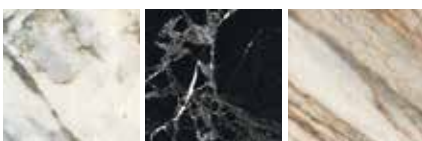
Altair Gold - Silver Lista
1x119,3 cm - 0,39"x46,97"

G-2131

Strato Plata Mate Lista
1x119,3 cm - 0,39"x46,97"

G-2087

Matching floor tiles / Pavimento coordinado

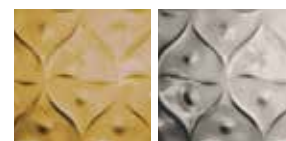


Luxor Illusion White / Royal Black / Quartzite Aurora Pulido
89,46x89,46 cm - 35,22"x35,22"
59,55x59,55 cm - 23,45"x23,45"
G-3442
G-3298



Luxor Stamp / Centro Pulido
89,46x89,46 cm - 35,22"x35,22"
59,55x59,55 cm - 23,45"x23,45"
G-3456/2585
G-3314/2243

Matching PVD tiles / PVD coordinado



Montblanc Gold / Silver Diva
44,63x119,3 cm -
17,57"x46,97"
G-2655

MAGMA





Wall: Magma Ivory_Ivory Nova_Emerald_Emerald Nova_Montblanc Gold Nova 44,63x119,3 cm-Magma Mold._Cf._Zóc.
Floor: Magma Emerald Pulido 59,55x59,55 cm

MAGMA





Wall: Magma Beige_Beige Nova 44,63x119,3 cm

Floor: Magma Beige Pulido 59,55x59,55 cm

MAGMA

White Body

Rectified

High Variation

Double Firing

Thickness 0,78 cm

Pasta Blanca

Rectificado

Contraste de Tonalidad

Bicoccción

Espesor 0,78 cm

MATCHING FLOOR TILES IN FLOOR TILE CATALOGUE
PAVIMENTO COORDINADO EN EL CATÁLOGO FLOOR TILES



Magma Ivory
44,63x119,3 cm - 17,57"x46,97"
G-3234



Magma Ivory Nova
44,63x119,3 cm - 17,57"x46,97"
G-3264



Magma Beige
44,63x119,3 cm - 17,57"x46,97"
G-3234




Magma Beige Nova
44,63x119,3 cm - 17,57"x46,97"
G-3264



Magma Ivory Mosaico Decor
29,75x29,75 cm
11,71"x11,71"
G-3828



detalle mosaico



Magma Beige Mosaico Decor
29,75x29,75 cm
11,71"x11,71"
G-3828



detalle mosaico



Magma Moldura
4,5x44,63 cm - 1,77"x17,57"
G-2131



Magma Cenefa
7x44,63 cm - 2,76"x17,57"
G-2179



Magma Zocalo
9,91x44,63 cm - 3,54"x17,57"
G-2187



Magma Corner 45
1,5x44,63 cm - 0,59"x17,57"
G-2115



*Side View Corner/
Perfil Corner

CONTENT OF RECYCLED MATERIAL
CONTENIDO DE MATERIAL RECICLADO

61%

Series	Format&Thickness	Unit	Boxes/Pallet	m ² /Pallet	m ² /Box	Pieces/Box	Kg/Pallet	Kg/Box
Magma	44,63x119,3x0,78 cm	m ²	24	51,11	2,13	4	780	31,48
Magma Nova	44,63x119,3x0,78 cm	m ²	24	38,33	1,60	3	680	26,48
Magma Mosaico Decor	29,75x29,75 cm	m ²	36	28,69	0,79	9	398	10,4
Magma Corner	1,5x44,63 cm	pz	36	2,412	0,067	10	91	1,9
Altair Lista	1x119,3 cm	pz	15	5,37	0,358	30	106	5,50
Strato Lista	1x119,3 cm	pz	15	18,615	1,241	104	203	12,00
Eclectic	20,2x25 cm	pz	32	9,69	0,303	6	193	5,302




Magma Emerald
44,63x119,3 cm - 17,57"x46,97"
G-3234



Magma Emerald Nova
44,63x119,3 cm - 17,57"x46,97"
G-3264



Magma Decor*
44,63x119,3 cm - 17,57"x46,97"
G-2375



Magma Emerald Mosaico Decor
29,75x29,75 cm - 11,71"x11,71"
G-3828



detalle mosaico

*Magma Decor consists of 9 different aleatory patterns |
*Magma Decor se compone de 9 decoraciones diferentes aleatorias



Eclectic Gold
20,2x25 cm - 7,95"x9,84"
G-2303



Eclectic Silver
20,2x25 cm - 7,95"x9,84"
G-2303

Altair Gold - Silver Lista
1x119,3 cm - 0,39"x46,97"

G-2131

Strato Plata Mate Lista
1x119,3 cm - 0,39"x46,97"

G-2087

Matching floor tiles / Pavimento coordinado

Matching PVD tiles / PVD coordinado




Magma Ivory / Beige / Emerald Pulido
59,55x119,3 cm - 23,45"x46,97"
59,55x59,55 cm - 23,45"x23,45"

G-3442
G-3298



Magma Centro Pulido
59,55x59,55 cm - 23,45"x23,45"

G-2243



Montblanc Gold / Silver Nova
44,63x119,3 cm - 17,57"x46,97"

G-2655

MARBOX





Wall: Marbox Travertine_Travertine Square 44,63x119,3 cm Floor: Marbox Travertine Natural 59,55x59,55 cm

MARBOX


White Body Rectified Slight Variation Double Firing Thickness 0,78 cm
 Pasta Blanca Rectificado Ligera Variación Bicocción Espesor 0,78 cm

MATCHING FLOOR TILES IN FLOOR TILE CATALOGUE
 PAVIMENTO COORDINADO EN EL CATÁLOGO FLOOR TILES




Marbox Travertine
 44,63x119,3 cm - 17,57"x46,97"

G-3234



Marbox Travertine
 Mosaico 2,5x2,5
 29,75x29,75 cm -
 11,71"x11,71"

G-3756




Marbox Travertine
 Mosaico Decor
 29,75x29,75 cm -
 11,71"x11,71"

G-3828



Marbox Travertine Surf
 44,63x119,3 cm - 17,57"x46,97"

G-3264



Marbox Travertine Square
 44,63x119,3 cm - 17,57"x46,97"

G-3264



*Side View Corner/
 Perfil Corner

Marbox Corner 45
 1,5x44,63 cm -
 0,59"x17,57"


G-2115



Marbox Travertine Muretto
 14,70x59,55 cm - 5,79"x23,44"

G-3298


Matching floor tiles / Pavimento coordinado



Marbox Travertine / Serpentine / Calacatta Natural
 59,55x59,55 cm - 23,45"x23,45"


G-3194

Matching PVD tiles / PVD coordinado



Markham Gold / Silver Surf / Gold / Silver Square
 44,63x119,3 cm - 17,67"x46,97"

G-2655



Montblanc Gold / Silver Surf / Gold / Silver Square
 44,63x119,3 cm - 17,67"x46,97"

G-2655


CONTENT OF RECYCLED MATERIAL
 CONTENIDO DE MATERIAL RECICLADO

60%




Marbox Serpentine
44,63x119,3 cm - 17,57"x46,97"

G-3234



Marbox Serpentine
Mosaico 2,5x2,5
29,75x29,75 cm -
11,71"x11,71"

G-3756



Marbox Serpentine
Mosaico Decor
29,75x29,75 cm -
11,71"x11,71"

G-3828



Marbox Serpentine Square
44,63x119,3 cm - 17,57"x46,97"

G-3264



Marbox Serpentine Square
44,63x119,3 cm - 17,57"x46,97"

G-3264



Marbox Serpentine Muretto
14,70x59,55 cm - 5,79"x23,44"

G-3298



Altair Gold - Silver Lista
1x119,3 cm - 0,39"x46,97"

G-2131



Strato Plata Mate Lista
1x119,3 cm - 0,39"x46,97"

G-2087

Series	Format&Thickness	Unit	Boxes/Pallet	m ² /Pallet	m ² /Box	Pieces/Box	Kg/Pallet	Kg/Box
Marbox	44,63x119,3x0,78 cm	m ²	24	51,11	2,13	4	800	31,48
Marbox Square	44,63x119,3x0,78 cm	m ²	24	38,33	1,60	3	650	25,23
Marbox Decor A-B	44,63x119,3x0,78 cm	pz	8	21,29	2,662	5	336	36,49
Marbox Mosaico	29,75x29,75 cm	m ²	36	28,7	0,797	9	365	9,51
Marbox Mosaico Decor	29,75x29,75 cm	m ²	36	31,86	0,797	9	390	10,19
Marbox Muretto	14,70x59,55 cm	pz	21	20,31	0,967	11	302	13,31
Marbox Corner	1,5x44,63 cm	pz	36	2,412	0,067	10	91	1,9
Altair Lista	1x119,3 cm	pz	15	5,37	0,358	30	106	5,50
Strato Lista	1x119,3 cm	pz	15	18,615	1,241	104	203	12,00
Eclectic	20,2x25 cm	pz	32	9,69	0,303	6	193	5,302


MARBOX

White Body Rectified Slight Variation Double Firing Thickness 0,78 cm
 Pasta Blanca Rectificado Ligera Variación Bicocción Espesor 0,78 cm




Marbox Calacatta
 44,63x119,3 cm - 17,57"x46,97"

G-3234



Marbox Calacatta Mosaico 2,5x2,5
 29,75x29,75 cm - 11,71"x11,71"

G-3756



Marbox Calacatta Mosaico Decor
 29,75x29,75 cm - 11,71"x11,71"

G-3828




Marbox Calacatta Surf
 44,63x119,3 cm - 17,57"x46,97"

G-3264



Marbox Calacatta Square
 44,63x119,3 cm - 17,57"x46,97"

G-3264



Marbox Calacatta Muretto
 14,70x59,55 cm - 5,79"x23,44"

G-3298



Marbox Decor A-B*
 44,63x119,3 cm - 17,57"x46,97"

G-2585



Eclectic Gold
 20,2x25 cm - 7,95"x9,84"

G-2303



Eclectic Silver
 20,2x25 cm - 7,95"x9,84"

G-2303

*Price per piece |
 *Precio por pieza

CONTENT OF RECYCLED MATERIAL
 CONTENIDO DE MATERIAL RECICLADO

60%



Wall: Marbox Calacatta Surf 44,63x119,3 cm

MARKHAM





Wall: Markham White_White Teide 44,63x119,3 cm-Altair Gold Lista

Floor: Kilim Nain Natural 59,55x59,55 cm

MARKHAM

White Body

Rectified

Uniform Appearance

Double Firing

Thickness 0,78 cm

Pasta Blanca


Rectificado

Aspecto Uniforme

Bicoccción


Espesor 0,78 cm

MATCHING FLOOR TILES IN FLOOR TILE CATALOGUE
PAVIMENTO COORDINADO EN EL CATÁLOGO FLOOR TILES




Markham White
44,63x119,3 cm - 17,57"x46,97"

G-3220



Neutral Blanco
Mosaico 2,5x2,5
29,75x29,75 cm -
11,71"x11,71"

G-3756



Cross White
Mosaico
29,75x29,75 cm -
11,71"x11,71"

G-2235



Markham White Shade
44,63x119,3 cm - 17,57"x46,97"

G-3264



Markham White Surf
44,63x119,3 cm - 17,57"x46,97"

G-3264



*Side View Corner/
Perfil Corner

Markham Corner 45
1,5x44,63 cm -
0,59"x17,57"

G-2115



Markham White Fizz
44,63x119,3 cm - 17,57"x46,97"

G-3264

CONTENT OF RECYCLED MATERIAL
CONTENIDO DE MATERIAL RECICLADO

62%

Series	Format&Thickness	Unit	Boxes/Pallet	m ² /Pallet	m ² /Box	Pieces/Box	Kg/Pallet	Kg/Box
Markham	44,63x119,3x0,78 cm	m ²	24	51,11	2,13	4	800	31,48
Markham Square/Forbo/Teide/ Fizz/Surf	44,63x119,3x0,78 cm	m ²	24	38,33	1,60	3	650	25,23
Neutral Mosaico	29,75x29,75 cm	m ²	36	31,86	0,89	10	400	10,51
Cross Mosaico	29,75x29,75 cm	m ²	36	28,8	0,80	9	383	10
Markham Corner	1,5x44,63 cm	pz	36	2,412	0,067	10	91	1,9
Altair Lista	1x119,3 cm	pz	15	5,37	0,358	30	106	5,50
Strato Lista	1x119,3 cm	pz	15	18,615	1,241	104	203	12,00
Eclectic	20,2x25 cm	pz	32	9,69	0,303	6	193	5,302



Markham White Square
44,63x119,3 cm - 17,57"x46,97"



Markham White Forbo
44,63x119,3 cm - 17,57"x46,97"




Markham White Teide
44,63x119,3 cm - 17,57"x46,97"



Altair Gold - Silver Lista
1x119,3 cm - 0,39"x46,97"



Strato Plata Mate Lista
1x119,3 cm - 0,39"x46,97"




Eclectic Gold
20,2x25 cm - G-2303
7,95"x9,84"




Eclectic Silver
20,2x25 cm - G-2303
7,95"x9,84"

Matching floor tiles | Pavimento coordinado



Neutral Blanco Nat.
29,75x29,75 cm G-3286
11,71"x11,71"



Neutral Blanco Nat.
59,55x59,55 cm G-3330
23,45"x23,45"

MARKHAM

White Body	Rectified	Uniform Appearance	Double Firing	Thickness 0,78 cm
Pasta Blanca	Rectificado	Aspecto Uniforme	Bicocción	Espesor 0,78 cm



A



B

Markham Botanica A-B **
44,63x119,3 cm - 17,57"x46,97"

** Price per piece
** Precio por pieza

G-2585



Markham Nature Pink
44,63x119,3 cm - 17,57"x46,97"

G-2585



Markham Nature Blue
44,63x119,3 cm - 17,57"x46,97"

G-2585



Markham Nature Green
44,63x119,3 cm - 17,57"x46,97"

G-2585



Wall: Markham White Shade 44,63x119,3 cm

METALLIC





Wall: Metallic White_White Plate_Green_Green Plate 29,75x99,55 cm-Metallic White Mos. 2,5x2,5-Geneva Silver Lista
Floor: Metallic Green Natural 99,55x99,55 cm-Metallic Green Mos. Hexagonal 28x30 cm

METALLIC





Wall: Metallic White_White Plate_Ornato 29,75x99,55 cm

Floor: Metallic Green Natural 99,55x99,55 cm

METALLIC

White Body

Rectified

Moderate Variation

Double Firing

Digital

0,75 cm Thickness

Pasta Blanca

Rectificado

Moderada Variación

Bicocción

Digital

0,75 cm Espesor

MATCHING FLOOR TILES IN FLOOR TILE CATALOGUE
PAVIMENTO COORDINADO EN EL CATÁLOGO FLOOR TILES



Metallic White
29,75x99,55 cm - 11,71"x39,19"

G-592




Metallic Grey
29,75x99,55 cm - 11,71"x39,19"

G-592



Metallic White Plate
29,75x99,55 cm - 11,71"x39,19"

G-599



Metallic Grey Plate
29,75x99,55 cm - 11,71"x39,19"

G-599



Metallic Ornato*
29,75x99,55 cm - 11,71"x39,19"

G-614



Metallic Green
29,75x99,55 cm - 11,71"x39,19"

G-592



Cosmos Decor
29,75x99,55 cm - 11,71"x39,19"

G-349



Metallic Green Plate
29,75x99,55 cm - 11,71"x39,19"

G-599

*Metallic Ornato consists of 12 different aleatory patterns |
*Metallic Ornato se compone de 12 decoraciones diferentes aleatorias




Geneva Gold - Silver - Copper Lista
1x99,55 cm - 0,39"x39,19"

G-291



Reid Plata Mate Lista
1x99,55 cm - 0,39"x39,19"

G-261



Metallic White Mosaico
2,5x2,5
29,75x29,75 cm
11,71"x11,71"

G-618



Metallic Grey Mosaico
2,5x2,5
29,75x29,75 cm
11,71"x11,71"

G-618



Metallic Green Mosaico
2,5x2,5
29,75x29,75 cm
11,71"x11,71"

G-618




*Side View Corner 30
Perfil Corner 30

Metallic Corner 30
1,5x29,75 cm -
0,59"x11,71"

G-330

Series	Format&Thickness	Unit	Boxes/Pallet	m ² /Pallet	m ² /Box	Pieces/Box	Kg/Pallet	Kg/Box
Metallic / Ornato	29,75x99,5x0,74 cm	m2	44	78,32	1,780	6	1100	24,61
Metallic Plate	29,75x99,5x0,74 cm	m2	44	65,12	1,480	5	950	21,21
Glimpse Gold - Silver Plate	29,75x99,5x0,74 cm	pz	21	18,67	0,889	3	300	13,5
Cosmos Decor	29,75x99,5x0,74 cm	pz	44	65,12	1,480	5	950	21,21
Metallic Corner	1,5x29,75 cm	pz	36	3,85	0,107	24	100	2,40
Geneva Lista	1x99,55 cm	pz	15	4,49	0,299	30	70	3,10
Reid Lista	1x99,55 cm	pz	15	15,52	1,035	104	166	10,13
Metallic Mos. 2,5x2,5	29,75x29,75 cm	pz	36	28,69	0,797	9	361	9,40


Matching floor tiles | Pavimento coordinado



Metallic White / Grey Natural
 99,55x99,55 cm - 39,19"x39,19"
 49,75x99,55 cm - 19,59"x39,19"
 59,55x59,55 cm - 23,45"x23,45"
Metallic Green / Brown Natural
 99,55x99,55 cm - 39,19"x39,19"
 49,75x99,55 cm - 19,59"x39,19"
 59,55x59,55 cm - 23,45"x23,45"

G-3268
 G-3162
 G-3146
 G-3284
 G-3186
 G-3162

Matching PVD tiles | PVD coordinado



Glimpse Gold Plate PVD G-349
 29,75x99,55 cm - 11,71"x39,19"
Glimpse Silver Plate PVD G-349
 29,75x99,55 cm - 11,71"x39,19"



Wall: Metallic Grey_Grey Plate 29,75x99,55 cm-Chaplin Silver Chic Hexagon 25x29 cm

Floor: Metallic Grey Natural 99,55x99,55 cm

METRO

Uniform Appearance

Double Firing


Digital

Aspecto Uniforme

Bicocción

Digital

MATCHING FLOOR TILES IN FLOOR TILE CATALOGUE
PAVIMENTO COORDINADO EN EL CATÁLOGO FLOOR TILES




Metro White
20x59,2 cm - 7,9"x23,3" G-515



Metro Red
20x59,2 cm - 7,9"x23,3" G-574




Metro Black
20x59,2 cm - 7,9"x23,3" G-515



Metro White
10x59,2 cm - 3,93"x23,3" G-574



Metro Red
10x59,2 cm - 3,93"x23,3" G-610



Metro Black
10x59,2 cm - 3,93"x23,3" G-574

Metro White Lista
2x59,2 cm G-230

Metro Red Lista
2x59,2 cm G-230

Metro Black Lista
2x59,2 cm G-230

Metro White Ángulo Lista
2x2 cm G-230



*Side View Lista.
Perfil Lista.

Metro Red Ángulo Lista
2x2 cm G-230

Metro Black Ángulo Lista
2x2 cm G-230

Cloudy Red Lista
1,5x59,2 cm G-290

Cloudy Negro Lista
1,5x59,2 cm G-290



Paris Silver
20x59,2 cm - 7,9"x23,3" G-355



Paris Gold
20x59,2 cm - 7,9"x23,3" G-355



Paris Silver Cenefa
10x59,2 cm - 3,93"x23,3" G-330



Paris Gold Cenefa
10x59,2 cm - 3,93"x23,3" G-330



Metro Black Decor A
20x59,2 cm - 7,9"x23,3" G-355



Matin Decor
20x59,2 cm - 7,9"x23,3" G-355



Metro Black Cenefa**
10x59,2 cm - 3,93"x23,3" G-320



Matin Cenefa**
10x59,2 cm - 3,93"x23,3" G-320



Metro Black Cenefa*
10x59,2 cm - 3,93"x23,3" G-266

* Metro Black Cenefa 10x59,2 cm is available in 4 different aleatory patterns.
Metro Black Cenefa 10x59,2 cm está disponible en 4 decoraciones diferentes aleatorias.

** Matin/ Printemps 10x59,2 cm is available in 2 different aleatory patterns.
Matin/ Printemps 10x59,2 cm está disponible en 2 decoraciones diferentes aleatorias.

Matching floor tiles | Pavimento coordinado



Primary White / Black Natural*
29,75x29,75 cm G-3142



Primary Red Natural*
29,75x29,75 cm G-3170

* Matching floor tiles. We recommend to lay this product with a 2 mm grout.
Pavimento de igualación. Se recomienda colocar este producto con una junta de separación de 2 mm.

Series	Format&Thickness	Unit	Boxes/Pallet	m ² /Pallet	m ² /Box	Pieces/Box	Kg/Pallet	Kg/Box
Metro	20x59'2x0,95 cm	m ²	64	68,48	1,070	9	1249	19,61
Metro	10x59'2x0,95 cm	m ²	32	28,42	0,888	15	542	16,49
Metro Ang-Lista	2x2 cm	pz	240	2,40	0,010	25	136,88	0,51
Metro Lista	2x59'2 cm	pz	96	13,63	0,142	12	301,71	2,99
Paris Gold/Silver	20x59'2 cm	pz	48	28,42	0,592	5	568,11	11,54
Paris Gold / Silver Cf	10x59'2 cm	pz	32	28,41	0,888	15	542	16,50
Matin	20x59'2 cm	pz	48	28,42	0,592	5	541,95	10,99
Matin	10x59'2 cm	pz	32	26,59	0,829	14	494,16	15,01
Metro Black Decor A,B	20x59'2 cm	pz	32	34,24	1,070	9	642	19,61
Metro Black Cf	10x59'2 cm	pz	24	21,31	0,888	15	510,39	20,68
Cloudy Lista	1,5x59,2 cm	pz	96	10,27	0,107	10	235	2,305



Wall: Metro White_Black_Matin Decor 20x59,2 cm-Metro Black 10x59,2 cm

Floor: Primary White_Black 29,5x29,5 cm

MIXING

White Body

Rectified

Slight Variation

Double Firing

Thickness 0,74 cm

Pasta Blanca

Rectificado

Ligera Variación

Bicocción

Espesor 0,74 cm

MATCHING FLOOR TILES IN FLOOR TILE CATALOGUE
PAVIMENTO COORDINADO EN EL CATÁLOGO FLOOR TILES



Mixing Ivory
29,75x89,46 cm - 11,71"x35,22"

G-3230



Mixing Grey
29,75x89,46 cm - 11,71"x35,22"

G-3230



Mixing Ivory Rhombus
29,75x89,46 cm - 11,71"x35,22"

G-3258



Mixing Grey Rhombus
29,75x89,46 cm - 11,71"x35,22"

G-3258



Main Gold - Silver - Walnut - Grey Lista
1,5x89,46 cm - 0,59"x35,22"

G-2131



Rail Walnut Lista
2x89,46 cm - 0,79"x35,22"

G-2143



Vita Mate Lista
1,5x89,46 cm - 0,79"x35,22"

G-2091



Mixing Ivory Mosaico 5x5
29,75x29,75 cm
11,71"x11,71"

G-3700



Mixing Grey Mosaico 5x5
29,75x29,75 cm
11,71"x11,71"

G-3700



*Side View Corner 30 /
Perfil Corner 30

Corner 30*
2x29,75 cm
0,79"x11,71"

G-2085

* available in all colours of collection /
disponible en todos los colores de la colección


Matching floor tiles / Pavimento coordinado



Mixing Ivory / Grey Natural
100x100 cm - 39,37"x39,37"
50x100 cm - 19,69"x39,37"

G-3220
G-3140

Matching PVD tiles / PVD coordinado



Neutral Gold / Silver / Copper Rhombus
29,75x89,46 cm - 11,71"x35,22"

G-2465

CONTENT OF RECYCLED MATERIAL
CONTENIDO DE MATERIAL RECICLADO

64%

Series	Format&Thickness	Unit	Boxes/Pallet	m ² /Pallet	m ² /Box	Pieces/Box	Kg/Pallet	Kg/Box
Mixing 30X90	29,75x89,46x0,74	m ²	40	63,880	1,597	6	906	22,075
Mixing Rhombus 30X90	29,75x89,46x0,74	m ²	36	57,492	1,597	6	855,716	23,131
Mixing Corner-30	2x29,75	pz	144	15,408	1,07	18	232,880	1,520
Neutral Silver/Gold/Copper Rhombus	29,75x89,46x0,74	pz	18	23,6	1,391	5	360	18,70
Mixing Mos. 5X5	29,75x29,75	m ²	36	31,860	0,885	10	412	10,80
Main Lista	1,5x89,46	pz	36	8,712	0,242	18	185	12,93
Vita Lista	1,5x89,46	pz	36	48,31	1,34	100	380,55	10,18
Rail Lista	2x89,46	pz	36	54,11	1,503	84	940	25,634



Wall: Mixing Ivory_Ivory Rhombus 29,75x89,46 cm Floor: Mixing Ivory Natural 50x100 cm

MONACO





Wall: Monaco Ivory_Ivory Frieze 44,63x119,3 cm-Monaco Ivory Mos. 2,5x2,5 Decor

Floor: Monaco Ivory Pulido 89,46x89,46 cm

MONACO

White Body

Rectified

Slight Variation

Double Firing

Thickness 0,78 cm

Pasta Blanca

Rectificado

Ligera Variación

Bicocción

Espesor 0,78 cm


MATCHING FLOOR TILES IN FLOOR TILE CATALOGUE
PAVIMENTO COORDINADO EN EL CATÁLOGO FLOOR TILES




Monaco Ivory
44,63x119,3 cm - 17,57"x46,97"
G-3234



Monaco Ivory Frieze
44,63x119,3 cm - 17,57"x46,97"
G-3264



Monaco Ivory
Mos. 2,5x2,5 Decor G-3828
29,75x29,75 cm -
11,71"x11,71"



detalle mosaico



*Side View Corner 30 /
Perfil Corner 30

Monaco Corner
1,5x44,63 cm -
0,59"x17,57"
G-2143

Wall: Monaco Turquoise 44,63x119,3 cm-Monaco Cenefa

Series	Format&Thickness	Unit	Boxes/Pallet	m ² /Pallet	m ² /Box	Pieces/Box	Kg/Pallet	Kg/Box
Monaco	44,63x119,3x0,78 cm	m ²	24	51,11	2,13	4	800	31,48
Monaco Frieze	44,63x119,3x0,78 cm	m ²	24	38,33	1,60	3	680	26,47
Monaco Decor	44,63x119,3x0,78 cm	pz	8	17,03	2,13	4	274	28,7
Monaco Mosaico Decor	29,75x29,75 cm	m ²	36	28,69	0,797	9	383	9,99
Monaco Corner	1,5x44,63 cm	pz	36	2,412	0,067	10	91	1,9
Altair Lista	1x119,3 cm	pz	15	5,37	0,358	30	106	5,50
Eclectic	20,2x25 cm	pz	32	9,69	0,303	6	193	5,302
Monaco Moldura	4x44,63 cm	pz	48	10,27	0,214	12	282	5,40
Monaco Cenefa	7x44,63 cm	pz	48	14,97	0,312	10	349	6,8
Monaco Zocalo	9x44,63 cm	pz	48	19,29	0,40	10	380	7,41

CONTENT OF RECYCLED MATERIAL
CONTENIDO DE MATERIAL RECICLADO

60%



Monaco Turquoise
44,63x119,3 cm - 17,57"x46,97" G-3234




Monaco Turquoise Frieze
44,63x119,3 cm - 17,57"x46,97" G-3264




Monaco Decor
44,63x119,3 cm - 17,57"x46,97" G-2585



Altair Gold - Silver Lista
1x119,3 cm - 0,39"x46,97" G-2131



Monaco Turquoise
Mos. 2,5x2,5 Decor G-3828
29,75x29,75 cm - 11,71"x11,71"



detalle mosaico



Monaco Moldura
4x44,63 cm - 1,77"x17,57" G-2131



Monaco Cenefa
7x44,63 cm - 2,76"x17,57" G-2179



Monaco Zocalo
9x44,63 cm - 3,54"x17,57" G-2187



Eclectic Gold
20,2x25 cm - 7,25"x9,84" G-2303



Eclectic Silver
20,2x25 cm - 7,25"x9,84" G-2303

Matching floor tiles / Pavimento coordinado



Monaco Ivory / Turquoise Pulido
89,46x89,46 cm - 35,22"x35,22" G-3442
44,63x44,63 cm - 17,57"x17,57" G-3298



Special Product: Due to hand-manufactured process the caliber and tonality of these pieces could vary from one to other. Clean only using neutral PH products. Do not mix pieces from different lots.
Producto Especial: Este material se fabrica artesanalmente, por lo que pueden existir variaciones en el calibre o en el tono. Usar para su limpieza únicamente productos con PH neutro. No mezclar piezas de diferentes lotes.

MONTBLANC





MONTBLANC

White Body

Rectified

Uniform Appearance

Double Firing

Thickness 0,78 cm

Pasta Blanca


Rectificado

Aspecto Uniforme


Bicoccción

Espesor 0,78 cm


MATCHING FLOOR TILES IN FLOOR TILE CATALOGUE
PAVIMENTO COORDINADO EN EL CATÁLOGO FLOOR TILES



Montblanc White
44,63x119,3 cm - 17,57"x46,97"



Nordic Blanco
Mosaico 2,5x2,5
29,75x29,75 cm -
11,71"x11,71"



Cross White
Mosaico
29,75x29,75 cm -
11,71"x11,71"



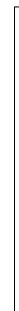
Montblanc White Shade
44,63x119,3 cm - 17,57"x46,97"



Montblanc White Surf
44,63x119,3 cm - 17,57"x46,97"



Montblanc White Fizz
44,63x119,3 cm - 17,57"x46,97"




*Side View Corner/
Perfil Corner

Montblanc Corner 45
1,5x44,63 cm - G-2115
0,59"x17,57"

CONTENT OF RECYCLED MATERIAL
CONTENIDO DE MATERIAL RECICLADO

62%

Series	Format&Thickness	Unit	Boxes/Pallet	m ² /Pallet	m ² /Box	Pieces/Box	Kg/Pallet	Kg/Box
Montblanc	44,63x119,3x0,78 cm	m ²	24	51,11	2,13	4	800	31,48
Montblanc Square/Forbo/ Teide/Fizz/Surf	44,63x119,3x0,78 cm	m ²	24	38,33	1,60	3	650	25,23
Nordic Mosaico	29,75x29,75 cm	m ²	36	31,86	0,89	10	400	9,09
Cross Mosaico	29,75x29,75 cm	m ²	36	28,8	0,80	9	383	10
Montblanc Corner	1,5x44,63 cm	pz	36	2,412	0,067	10	91	1,9
Altair Lista	1x119,3 cm	pz	15	5,37	0,358	30	106	5,50
Strato Lista	1x119,3 cm	pz	15	18,615	1,241	104	203	12,00
Eclectic	20,2x25 cm	pz	32	9,69	0,303	6	193	5,302



Montblanc White Square
44,63x119,3 cm - 17,57"x46,97"



Montblanc White Forbo
44,63x119,3 cm - 17,57"x46,97"



Montblanc White Teide
44,63x119,3 cm - 17,57"x46,97"



Altair Gold - Silver Lista
1x119,3 cm - 0,39"x46,97"



Strato Plata Mate Lista
1x119,3 cm - 0,39"x46,97"




Eclectic Gold
20,2x25 cm - G-2303
7,95"x9,84"




Eclectic Silver
20,2x25 cm - G-2303
7,95"x9,84"

Matching floor tiles |
Pavimento coordinado



Neutral Blanco Nat. G-3286
29,75x29,75 cm
11,71"x11,71"



Neutral Blanco Nat. G-3330
59,55x59,55 cm
23,45"x23,45"

MONTBLANC

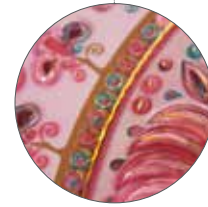
White Body	Rectified	Uniform Appearance	Double Firing	Thickness 0,78 cm
Pasta Blanca	Rectificado	Aspecto Uniforme	Bicocción	Espesor 0,78 cm



A



B



Montblanc Paisley A-B **
44,63x119,3 cm - 17,57"x46,97"

G-2585

** Price per piece
** Precio por pieza



Wall: Montblanc White_Montblanc White Square_Montblanc Paisley 44,63x119,3 cm-Altair Gold Lista
Floor: Neutral Blanco Natural 59,55x59,55 cm



Wall: Montblanc White Teide_Markham Nature Green 44,63x119,3 cm

MOVING





Wall: Moving Black_Art White 20x20cm Floor: Lumber Ice 15,7x59,2 cm

MOVING

High Variation

Double firing


Digital

Contraste de Tonalidad

Bicocción

Digital


MATCHING FLOOR TILES IN FLOOR TILE CATALOGUE
PAVIMENTO COORDINADO EN EL CATÁLOGO FLOOR TILES



Art White
20x20 cm
7,9"x7,9" G-410







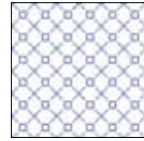


Art Black
20x20 cm
7,9"x7,9" G-430



Pop White
20x20 cm
7,9"x7,9" G-410



Art_Pop Corner
2x20 cm G-130



Moving Black
20x20 cm - 7,9"x7,9" G-430

Moving Black is available in 47 different aleatory patterns.
Moving Black está disponible en 47 decoraciones diferentes aleatorias.

Moving Blue
20x20 cm - 7,9"x7,9" G-430

Moving Blue is available in 13 different aleatory patterns.
Moving Blue está disponible en 13 decoraciones diferentes aleatorias.

Glam Decor
20x20 cm - 7,9"x7,9" G-80

Available in 35 different aleatory patterns.
Disponible en 35 decoraciones diferentes aleatorias.

Rebel Decor
20x20 cm - 7,9"x7,9" G-80


Available in 36 different aleatory patterns.
Disponible en 36 decoraciones diferentes aleatorias.



Pop White Lista
2 x 20 cm G-40



Art White
Áng. Lista
2x2 cm G-230



Pop Blue Lista
2x20 cm G-40



Art Blue
Áng. Lista
2x2 cm G-230



Pop White Bord.
5x20 cm G-120



Pop White
Áng. Bord.
5x3 cm G-230






Pop Blue Zoc.
12x20 cm G-210



More complements in Art-Pop collections.
Mas complementos en las series Art-Pop.

Matching floor tiles / Pavimento coordinado



Neutral Blanco / Negro Natural _ Moving black / Blue Natural
29,75x29,75 cm - 11,71"x11,71" G-3286

Sincro blanco / Negro
31,6x31,6 - 12,44"x12,44" G-870/880

Series	Format&Thickness	Unit	Boxes/Pallet	m ² /Pallet	m ² /Box	Pieces/Box	Kg/Pallet	Kg/Box
Moving	20x20x0,65 cm	m2	100	100,00	1,00	25	1278,5	12,65
Pop / Art	20x20 cm	m2	100	100,00	1,00	25	1278,5	12,65
Pop / Art Ang-Bord	5x3 cm	pz	240	6,48	0,027	18	256,16	1,009
Pop / Art Ang-Lista	2x2 cm	pz	240	2,40	0,010	25	136,88	0,512
Pop / Art Bord	5x20 cm	pz	48	15,36	0,320	32	326,77	6,516
Pop / Art Lista	2x20 cm	pz	64	14,59	0,228	57	334,64	5,010
Pop / Art Zocalo	12x20 cm	pz	75	28,80	0,38	16	719	9,399
Rebel / Glam Decor	20x20 cm	pz	50	50	1,00	25	632	12,64
Pop / Art Corner	2x20 cm	pz	48	10,37	0,216	54	182	3,51



Wall: Moving Blue_Pop White 20x20cm

NEUTRAL





Wall: Neutral Blanco Noise 29,75x89,46 cm-Noise Blanco Mosaico 5x5
Floor: Sonar Vestige Natural 11x89,46 cm Bathtub: Anima Bianco Sowertray: Enjoy Bianco

NEUTRAL

White Body

Rectified

Uniform Appearance

Double Firing

Thickness 0,74 cm

Pasta Blanca


Rectificado

Aspecto Uniforme

Bicocción


Espesor 0,74 cm

MATCHING FLOOR TILES IN FLOOR TILE CATALOGUE
PAVIMENTO COORDINADO EN EL CATÁLOGO FLOOR TILES



Neutral Blanco
29,75x89,46 cm - 11,71"x35,22"

G-3218




Neutral Blanco Night
29,75x89,46 cm - 11,71"x35,22"

G-3258



Neutral Blanco Effect
29,75x89,46 cm - 11,71"x35,22"

G-3258



Neutral Blanco Trace
29,75x89,46 cm - 11,71"x35,22"


G-3258



Neutral Blanco Soho¹
29,75x89,46 cm - 11,71"x35,22"

¹ Relief whit a fixed position when tiling.
¹ Relieve con posición en la colocacion.

G-3258



Swan Nacar
29,75x89,46 cm - 11,71"x35,22"

G-3230



Neutral Blanco Noise
29,75x89,46 cm - 11,71"x35,22"

G-3258



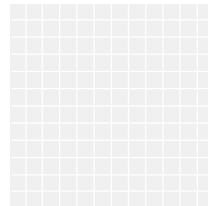
Neutral Nacar Effect
29,75x89,46 cm - 11,71"x35,22"

G-3258




Neutral Blanco Guiza
29,75x89,46 cm - 11,71"x35,22"

G-3258



Neutral Blanco Mosaico 2,5x2,5
29,75x29,75 cm - 11,71"x11,71"

G-3756




Trace Blanco Mosaico 2,5x2,5
29,75x29,75 cm - 11,71"x11,71"

G-3756




Neutral Blanco Five
29,75x89,46 cm - 11,71"x35,22"

G-3258



Noise Blanco Mosaico 5x5
29,75x29,75 cm - 11,71"x11,71"

G-3756



Neutral Nacar Mosaico 2,5x2,5
29,75x29,75 cm - 11,71"x11,71"

G-3756




Neutral Negro
29,75x89,46 cm - 11,71"x35,22"

G-3230



Neutral Negro Trace
29,75x89,46 cm - 11,71"x35,22"

G-3258



Neutral Negro Effect
29,75x89,46 cm - 11,71"x35,22"

G-3258



Neutral Rojo Guiza
29,75x89,46 cm - 11,71"x35,22"


G-3298



Neutral Negro Soho¹
29,75x89,46 cm - 11,71"x35,22"


¹ Relief whit a fixed position when tiling.
¹ Relieve con posición en la colocacion.

G-3258



Neutral Negro Mosaico 2,5x2,5
29,75x29,75 cm - 11,71"x11,71"

G-3756



Trace Negro Mosaico 2,5x2,5
29,75x29,75 cm - 11,71"x11,71"

G-3756



Neutral Negro Noise
29,75x89,46 cm - 11,71"x35,22"

G-3258



Noise Negro Mosaico 5x5
29,75x29,75 cm - 11,71"x11,71"

G-3756



Neutral Negro Guiza
29,75x89,46 cm - 11,71"x35,22"

G-3258



Twist Black Lista
2,5x89,46 cm - 0,98"x35,22"

G-2173

NEUTRAL

White Body

Rectified

Uniform Appearance

Double Firing

Thickness 0,74 cm


Pasta Blanca

Rectificado

Aspecto Uniforme

Bicocción

Espesor 0,74 cm



Neutral Beige
29,75x89,46 cm - 11,71"x35,22"

G-3230



Neutral Gris
29,75x89,46 cm - 11,71"x35,22"

G-3230



Neutral Vison
29,75x89,46 cm - 11,71"x35,22"

G-3230




Neutral Grafito
29,75x89,46 cm - 11,71"x35,22"

G-3230




Neutral Moka
29,75x89,46 cm - 11,71"x35,22"

G-3230



Neutral Lila Trace
29,75x89,46 cm - 11,71"x35,22"

G-3258




Neutral Lila Night
29,75x89,46 cm - 11,71"x35,22"

G-3258

Series	Format&Thickness	Unit	Boxes/Pallet	m ² /Pallet	m ² /Box	Pieces/Box	Kg/Pallet	Kg/Box
Neutral	29,75x89,46x0,74	m2	40	63,880	1,597	6	900	21,93
Neutral Five/Noise/Effect /Soho/Mud	29,75x89,46x0,74	m2	36	57,492	1,597	6	850	22,97
Neutral Guiza	29,75x89,46x0,87	m2	36	47,916	1,331	5	718	19,31
Neutral Trace/Night/Day	29,75x89,46x0,74	m2	40	63,880	1,597	6	900	21,93
Neutral Lista	2x29,75	pz	150	16,050	0,107	18	388	2,49
Neutral Ang-List	2x2	pz	240	2,400	0,010	25	137	0,51
Neutral Bord	5x29,75	pz	36	10,188	0,283	19	230	6,01
Neutral Ang-Bord	5x5	pz	240	2,880	0,012	8	182	0,70
Neutral Corner 90	2x89,46	pz	36	3,852	0,107	6	95	2,00
Neutral Cocina/Cosmopolitan Decor/ Matrix Decor	29,75x89,46x0,74	pz	20	31,940	1,597	6	476	23,13
Neutral/Trace Mosaico 2,5x2,5	29,75x29,75	m2	36	31,86	0,885	10	401	10,505
Noise Mosaico 5x5	29,75x29,75	m2	36	28,69	0,797	9	383	9,999
Vita Lista	1,5x89,46	pz	36	48,310	1,34	100	381	10,18
Effect Lista	3x89,46	pz	36	8,712	0,242	9	166	4,23

CONTENT OF RECYCLED MATERIAL
CONTENIDO DE MATERIAL RECICLADO

62%




Cosmopolitan Decor A, B, C*
29,75x89,46 cm - 11,71"x35,22"

G-2281



Neutral Cocina A, B, C*
29,75x89,46 cm - 11,71"x35,22"

G-2281



Matrix Decor A, B*
29,75x89,46 cm - 11,71"x35,22"

G-2281 * Price per piece / Precio por pieza

Matching floor tiles | Pavimento coordinado



Neutral Blanco / Negro / Gris / Beige / Vison Natural
59,55x59,55 cm - 23,45"x23,45"
29,75x29,75 cm - 11,71"x11,71"

Rainbow Blanco Natural
59,2x59,2 cm - 23,3"x23,3"
G-3330
G-3286

Rainbow Negro_Lila Natural
59,2x59,2 cm - 23,3"x23,3"
G-3146
G-3158

NORDIC

White Body

Rectified

Uniform Appearance

Double Firing

Thickness 0,74 cm

Pasta Blanca


Rectificado

Aspecto Uniforme

Bicocción

Espesor 0,74 cm

MATCHING FLOOR TILES IN FLOOR TILE CATALOGUE
PAVIMENTO COORDINADO EN EL CATÁLOGO FLOOR TILES



Nordic Blanco
29,75x89,46 cm - 11,71"x35,22"



Nordic Negro
29,75x89,46 cm - 11,71"x35,22"



Nordic Blanco Effect
29,75x89,46 cm - 11,71"x35,22"



Nordic Negro Effect
29,75x89,46 cm - 11,71"x35,22"




Nordic Blanco Capture*
29,75x89,46 cm - 11,71"x35,22"



Nordic Negro Capture*
29,75x89,46 cm - 11,71"x35,22"



Nordic Blanco Arm
29,75x89,46 cm - 11,71"x35,22"



Nordic Negro Arm
29,75x89,46 cm - 11,71"x35,22"



Nordic Blanco Guiza
29,75x89,46 cm - 11,71"x35,22"




Nordic Negro Guiza
29,75x89,46 cm - 11,71"x35,22"




Nordic Blanco Shell
29,75x89,46 cm - 11,71"x35,22"




Nordic Negro Shell
29,75x89,46 cm - 11,71"x35,22"



Nordic Blanco Mosaico 2,5x2,5
29,75x29,75 cm - 11,71"x11,71"




Nordic Mix Negro Mosaico 2,5x2,5
29,75x29,75 cm - 11,71"x11,71"



Nordic Negro Mosaico 2,5x2,5
29,75x29,75 cm - 11,71"x11,71"





Nordic Ivory
29,75x89,46 cm - 11,71"x35,22"

G-3230

*Nordic Capture consists of 3 different reliefs.
El Nordic Capture consiste en tres relieves diferentes.



Nordic Purple
29,75x89,46 cm - 11,71"x35,22"

G-3230



Nordic Lime
29,75x89,46 cm - 11,71"x35,22"

G-3230




Nordic Purple Capture*
29,75x89,46 cm - 11,71"x35,22"

G-3258




Nordic Lime Capture*
29,75x89,46 cm - 11,71"x35,22"

G-3258




Nordic Purple Mosaico 2,5x2,5
29,75x29,75 cm - 11,71"x11,71"

G-3756




Nordic Mix Purple Mosaico 2,5x2,5
29,75x29,75 cm - 11,71"x11,71"

G-3756



Nordic Lime Mosaico 2,5x2,5
29,75x29,75 cm - 11,71"x11,71"

G-3756



Nordic Mix Lime Mosaico 2,5x2,5
29,75x29,75 cm - 11,71"x11,71"

G-3756



Nordic Red
29,75x89,46 cm - 11,71"x35,22"

G-3258



Nordic Blue
29,75x89,46 cm - 11,71"x35,22"

G-3230



Nordic Red Capture*
29,75x89,46 cm - 11,71"x35,22"

G-3298




Nordic Blue Capture*
29,75x89,46 cm - 11,71"x35,22"

G-3258




Nordic Red Mosaico 2,5x2,5
29,75x29,75 cm - 11,71"x11,71"

G-3756




Nordic Mix Red Mosaico 2,5x2,5
29,75x29,75 cm - 11,71"x11,71"

G-3756



Nordic Blue Mosaico 2,5x2,5
29,75x29,75 cm - 11,71"x11,71"

G-3756



Nordic Mix Blue Mosaico 2,5x2,5
29,75x29,75 cm - 11,71"x11,71"

G-3756

NORDIC

White Body

Rectified

Uniform Appearance

Double Firing

Thickness 0,74 cm

Pasta Blanca

Rectificado

Aspecto Uniforme

Bicoccción

Espesor 0,74 cm

Rail White Lista
2x89,46 cm - 0,79"x35,22"

G-2143

Rail Black Lista
2x89,46 cm - 0,79"x35,22"

G-2143

Neon Yellow Lista
1,5x89,46 cm - 0,59"x35,22"

G-2113

Neon Orange Lista
1,5x89,46 cm - 0,59"x35,22"

G-2113

Neon Green Lista
1,5x89,46 cm - 0,59"x35,22"

G-2113

Rail Walnut Lista
2x89,46 cm - 0,79"x35,22"

G-2143

Twist Ice Lista
2,5x89,46 cm - 0,98"x35,22"

G-2173

Twist Red Lista
2,5x89,46 cm - 0,98"x35,22"

G-2173

Twist Black Lista
2,5x89,46 cm - 0,98"x35,22"

G-2173

Shell Gold Lista
2x29,75 cm - 0,79"x11,71"

G-2075

Shell Silver Lista
2x29,75 cm - 0,79"x11,71"

G-2075

Main Gold Lista
1,5x89,46 cm - 0,59"x35,22"

G-2131

Main Silver Lista
1,5x89,46 cm - 0,59"x35,22"

G-2131

Main Walnut Lista
1,5x89,46 cm - 0,59"x35,22"

G-2131

Main Grey Lista
1,5x89,46 cm - 0,59"x35,22"

G-2131

Effect Gold Lista
3x89,46 cm - 1,18"x35,22"

G-2173

Effect Silver Lista
3x89,46 cm - 1,18"x35,22"

G-2173

Matching floor tiles / Pavimento coordinado



Neutral Blanco_Negro_Lime_Purple_Blue_Red Natural
29,75x29,75 cm
Neutral Blanco_Negro Natural
59,55x59,55 cm

G-3286
G-3330

Series	Format&Thickness	Unit	Boxes/Pallet	m ² /Pallet	m ² /Box	Pieces/Box	Kg/Pallet	Kg/Box
Nordic	29,75x89,46x0,74	m2	40	63,88	1,597	6	950	23,17
Nordic Effect/Capture/Arm/Shell	29,75x89,46	m2	36	57,49	1,597	6	900	24,36
Nordic Guiza	29,75x89,46	m2	36	47,916	1,331	5	718	19,31
Nordic Silver / Gold Effect & Arm	29,75x89,46	pz	18	28,75	1,33	5	354	18,40
Nordic Silver / Gold Capture	29,75x89,46	pz	18	28,75	1,33	5	387	20,21
Nordic Silver / Gold Guiza	29,75x89,46	pz	18	23,94	1,33	5	372	19,39
Nordic Silver / Gold Shell	29,75x89,46	pz	18	28,75	1,33	5	324	16,72
Nordic Mosaico	29,75x29,75	m2	36	31,86	0,885	10	383	10
Present Decor	29,75x89,46	pz	18	28,746	1,597	6	448	23,60
Alice Decor	29,75x89,46	pz	18	23,940	1,330	5	383	20
Megan Decor	29,75x89,46	pz	18	28,746	1,597	6	431,726	23,207
Nordic Bordura	5x29,75	pz	36	10,260	0,285	19	230,900	6,025
Nordic Zócalo	12x29,75	pz	36	10,296	0,286	8	220,460	5,735
Shell Lista	2x29,75	pz	36	6,44	0,18	30	122,54	3,02
Nordic Corner-30	2x29,75	pz	144	15,422	0,107	18	230,4	1,512
Nordic Corner-90	2x89,46	pz	36	3,85	0,107	6	95	2
Rail Lista	2x89,46	pz	36	54,11	1,503	84	946	25,634
Main Lista	1,5x89,46	pz	36	8,712	0,242	18	479	12,93
Effect Lista	3x89,46	pz	36	8,712	0,242	9	166	4,23
Neon Lista	1,5x89,46	pz	36	8,712	0,242	18	479,48	12,930

CONTENT OF RECYCLED MATERIAL
CONTENIDO DE MATERIAL RECICLADO

62%



Wall: Nordic Lime Capture_Blanco Capture 29,75x89,46 cm Floor: Neutral Blanco 29,75x29,75 cm

NORWAY

White Body Moderate Variation Double Firing Digital
 Pasta Blanca Moderada Variación Bicocción Digital

MATCHING FLOOR TILES IN FLOOR TILE CATALOGUE
 PAVIMENTO COORDINADO EN EL CATÁLOGO FLOOR TILES



Norway White
 25,2x75,9 cm - 9,92"x29,88"
 G-541



Norway Maple
 25,2x75,9 cm - 9,92"x29,88"
 G-541



Norway White Lux
 25,2x75,9 cm - 9,92"x29,88"
 G-551



Norway Maple Lux
 25,2x75,9 cm - 9,92"x29,88"
 G-551



Norway Oak
 25,2x75,9 cm - 9,92"x29,88"
 G-541

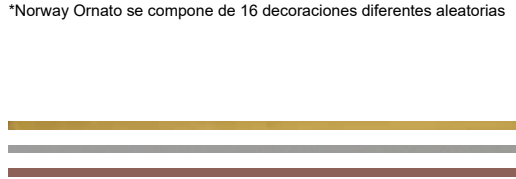


Norway Ornato*
 25,2x75,9 cm - 9,92"x29,88"
 G-613

*Norway Ornato consists of 16 different aleatory patterns |
 *Norway Ornato se compone de 16 decoraciones diferentes aleatorias



Norway Oak Lux
 25,2x75,9 cm - 9,92"x29,88"
 G-551



Finir Gold - Silver - Copper Lista
 1x75,9 cm - 0,39"x29,88"
 G-291



Steel Oxidum
 Cenefa A
 4,5x25,2 cm
 1,77"x9,92"
 G-291




Steel Oxidum
 Cenefa B
 4,5x25,2 cm
 1,77"x9,92"
 G-291

Matching floor tiles | Pavimento coordinado



Norway Maple / Oak / Walnut / Ash / Moka Natural
 16x99,55 cm - 6,3"x39,19"
 G-3170

Matching PVD tiles | PVD coordinado



Polar Gold / Silver Lux
 25,2x75,9 cm - 9,92"x29,88"
 G-348

Series	Format&Thickness	Unit	Boxes/Pallet	m ² /Pallet	m ² /Box	Pieces/Box	Kg/Pallet	Kg/Box
Norway	25,2x75,9x0,97 cm	m ²	45	60,30	1,34	7	1051	23,01
Norway Lux	25,2x75,9x0,97 cm	m ²	45	60,30	1,34	7	1051	23,01
Polar Lux	25,2x75,9x0,97 cm	pz	13	17,42	1,34	7	314	23,01
Finir Lista	1x75,9 cm	pz	40	8,16	0,20	27	190	4,41
Steel Cenefa	4,5x25,2 cm	pz	48	18,576	0,387	34	354,72	7,39





Wall: Norway Maple_Maple Lux_Oak_Oak Lux_Ornato 25,2x75,9 cm-Finir Gold Lista Floor: Norway Oak Natural 16x99,55 cm

OPAL


Uniform Appearance Double Firing Digital
 Aspecto Uniforme Bicocción Digital

MATCHING FLOOR TILES IN FLOOR TILE CATALOGUE
 PAVIMENTO COORDINADO EN EL CATÁLOGO FLOOR TILES



* Relief with a fixed position when tiling.
 Relieve con posición de colocación.

Matching floor tiles | Pavimento coordinado



Wall: Opal White_Black_Gold_Bronze 20x20 cm

Series	Format&Thickness	Unit	Boxes/Pallet	m ² /Pallet	m ² /Box	Pieces/Box	Kg/Pallet	Kg/Box
Opal White / Black	20x20x0,65 cm	m ²	100	88,00	0,88	22	1128,2	11,14
Opal Gold / Silver / Bronze	20x20x0,65 cm	pz	50	40,00	0,8	20	504	9,79
Pop	20x20x0,65 cm	m ²	100	100,00	1,00	25	1278,5	12,65
Pop Corner	2x20x0,65 cm	pz	48	10,37	1,00	54	182,48	3,51

OUTRE

White Body

High Variation

Double Firing

Digital

Pasta Blanca

Contraste de Tonalidad

Bicocción


Digital

MATCHING FLOOR TILES IN FLOOR TILE CATALOGUE
PAVIMENTO COORDINADO EN EL CATÁLOGO FLOOR TILES



Brave Ivory
31,7x59,5 cm

G-541



Smash Ivory
31,7x59,5 cm - 12,48"x23,43"

G-541



Smash Grey
31,7x59,5 cm - 12,48"x23,43"

G-541



Outre Red
31,7x59,5 cm - 12,48"x23,43"

G-613



Outre Blue
31,7x59,5 cm - 12,48"x23,43"

G-613

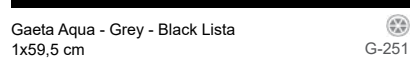


*Outre consists of 9 different aleatory patterns |
*Outre se compone de 9 decoraciones diferentes aleatorias



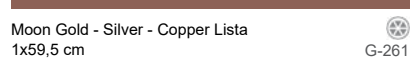
Tersa Lista
1x59,5 cm

G-201



Gaeta Aqua - Grey - Black Lista
1x59,5 cm

G-251



Moon Gold - Silver - Copper Lista
1x59,5 cm

G-261

Matching floor tiles | Pavimento coordinado



Brave Ivory Natural
59,55x59,55 cm G-3146



Wall: Outre Blue_Brave Ivory 31,7x59,5 cm

Series	Format&Thickness	Unit	Boxes/Pallet	m ² /Pallet	m ² /Box	Pieces/Box	Kg/Pallet	Kg/Box
Brave / Outre	31,7x59,5x0,95 cm	m ²	48	45,12	0,94	5	865	17,73
Tersa Lista	1x59,5 cm	pz	96	39,74	0,41	70	400	4,02
Gaeta Lista	1x59,5 cm	pz	96	6,91	0,072	12	106	0,96
Moon Lista	1x59,5 cm	pz	96	6,91	0,072	12	106	0,96

PALAZZO

Slight Variation

Double Firing

Digital

Ligera Variación

Bicocción

Digital

MATCHING FLOOR TILES IN FLOOR TILE CATALOGUE
PAVIMENTO COORDINADO EN EL CATÁLOGO FLOOR TILES



Palazzo Ivory
25,1x75,6 cm
9,9"x29,76"



Palazzo Ivory Reale
25,1x75,6 cm
9,9"x29,76"



Palazzo Beige
25,1x75,6 cm
9,9"x29,76"



Palazzo Beige Reale
25,1x75,6 cm
9,9"x29,76"



Palazzo Grey
25,1x75,6 cm
9,9"x29,76"



Palazzo Grey Reale
25,1x75,6 cm
9,9"x29,76"



Ducale Ivory Moldura
5x25,1 cm



Palazzo Ivory Lista
2x25,1



Ducale Beige Moldura
5x25,1



Palazzo Beige Lista
2x25,1



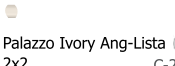
Ducale Grey Moldura
5x25,1



Palazzo Grey Lista
2x25,1



Ducale Ivory Cenefa
10x25,1



Palazzo Ivory Ang-Lista
2x2



Ducale Beige Cenefa
10x25,1



Palazzo Beige Ang-Lista
2x2



Ducale Grey Cenefa
10x25,1



Palazzo Grey Ang-Lista
2x2



Ducale Ivory Zócalo
20x25,1



Palazzo Ivory Cenefa
10x25,1



Ducale Beige Zócalo
20x25,1



Palazzo Beige Cenefa
10x25,1



Ducale Grey Zócalo
20x25,1




Palazzo Grey Cenefa
10x25,1



Special Product: Due to hand-manufactured process the caliber and tonality of these borders could vary from one to other. Clean only using neutral PH products. Do not mix pieces from different lots. **Producto Especial:** Este material se fabrica artesanalmente, por lo que pueden existir variaciones en el calibre o en el tono. Usar para su limpieza únicamente productos con PH neutro. No mezclar piezas de diferentes lotes.


Matching floor tiles / Pavimento coordinado



Palazzo Ivory / Beige / Grey Natural
59,2x59,2 cm - 23,31"x23,31"



Matching PVD tiles / PVD coordinado



Reale Gold / Silver
25,1x75,6 cm - 9,88"x29,76"



Series	Format&Thickness	Unit	Boxes/Pallet	m ² /Pallet	m ² /Box	Pieces/Box	Kg/Pallet	Kg/Box
Palazzo	25,1x75,6x1 cm	m ²	45	59,85	1,330	7	1144,04	25,11
Palazzo Reale	25,1x75,6x1 cm	m ²	45	59,85	1,330	7	1099	24,108
Reale Gold/Silver	25,1x75,6x1 cm	pz	13	17,26	1,328	7	346	25,48
Palazzo Ang-Lista	2x2 cm	pz	240	3,84	0,016	40	61,28	0,20
Palazzo Cf.	10x25 cm	pz	48	18,09	0,377	15	350,14	7,00
Palazzo Lista	2x25,1 cm	pz	64	14,46	0,226	45	320,43	4,79
Ducale Cf.	10x25 cm	pz	48	15,65	0,326	13	359,94	7,21
Ducale Mold.	5x25,1 cm	pz	48	15,65	0,326	26	373,62	7,49
Ducale Zócalo	20x25,1 cm	pz	88	26,49	0,301	6	673,82	7,49

PHUKET

White Body

Rectified

Slight Variation


Thickness 0,74 cm

Pasta Blanca

Rectificado

Ligera Variación

Espesor 0,74 cm



Nordic Ivory
29,75x89,46 cm
11,71"x35,22"



Phuket Ivory Shell
29,75x89,46 cm
11,71"x35,22"



Nordic Gold Shell
29,75x89,46 cm
11,71"x35,22"



Shell Gold Lista
2x29,75 cm
0,79"x11,71"



Nordic Corner 90
2x89,46 cm
0,79"x35,22"



Side View Corner 30 /
Perfil Corner 30



Wall: Phuket Ivory Shell 29,75x89,46 cm

Series	Format&Thickness	Unit	Boxes/Pallet	m ² /Pallet	m ² /Box	Pieces/Box	Kg/Pallet	Kg/Box
Phuket Ivory Shell	29,75x89,46x0,74	m2	36	57,492	1,597	6	855,72	23,13
Nordic Ivory	29,75x89,46x0,74	m2	40	63,88	1,597	6	900,0	21,93
Nordic Gold Shell	29,75x89,46x0,74	pz	18	23,96	1,33	5	324	16,72
Shell Lista	2x29,75	pz	36	6,44	0,179	30	122,54	3,015
Nordic Ivory Corner	2x89,46	pz	36	3,85	0,107	6	95	2

CONTENT OF RECYCLED MATERIAL
CONTENIDO DE MATERIAL RECIKLADO

63%

POLAR





Wall: Polar Nacar_Nacar Model_Nacar Tuck 25,2x75,9 cm-Finir Copper Lista

Floor: Neila Maple Natural 24,9x100 cm

POLAR

White Body

Uniform Appearance


Double Firing

Pasta Blanca

Aspecto Uniforme


Bicocción

MATCHING FLOOR TILES IN FLOOR TILE CATALOGUE
PAVIMENTO COORDINADO EN EL CATÁLOGO FLOOR TILES



Polar White
25,2x75,9 cm - 9,9"x29,88"

G-541




Polar Nacar
25,2x75,9 cm - 9,9"x29,88"

G-551



Polar White Model
25,2x75,9 cm - 9,9"x29,88"

G-551



Polar Nacar Model
25,2x75,9 cm - 9,9"x29,88"

G-561




Polar White Tuck
25,2x75,9 cm - 9,9"x29,88"

G-551



Polar Nacar Tuck
25,2x75,9 cm - 9,9"x29,88"

G-561



Polar White Leaf
25,2x75,9 cm - 9,9"x29,88"

G-551



Polar Nacar Leaf
25,2x75,9 cm - 9,9"x29,88"

G-561



Finir Gold_Silver_Copper Lista
1x75,9 cm

G-291



Seki White_Pearl_Black Lista
1,5x75,9 cm

G-301



Alloy Lista
1,5x75,9 cm

G-201



Leaf Gold Lista
2,3x75,9 cm


G-321



Leaf Silver Lista
2,3x75,9 cm

G-321

Matching floor tiles | Pavimento coordinado



Rainbow Blanco Nat.
59,2x59,2 cm
50x100

Primary White_Ivory Nat*
29,75x29,75 cm
G-3146

Sincro Blanco / Black / Beige
31,6x31,6 cm
G-3142

G-870/880

Series	Format&Thickness	Unit	Boxes/Pallet	m ² /Pallet	m ² /Box	Pieces/Box	Kg/Pallet	Kg/Box
Polar	25,2x75,9x0,97 cm	m ²	45	60,30	1,34	7	1049	23,05
Polar Model/Tuck/Leaf	25,2x75,9x0,97 cm	m ²	45	60,30	1,34	7	1050	23,01
Polar Gold-Silver-Copper Model/Tuck/Leaf	25,2x75,9x0,97cm	pz	13	17,41	1,30	7	320	23,70
Leaf Gold-Silver Lista	2,3x75,9 cm	pz	40	9,76	0,24	14	214	5,015
Seki Lista	1,5x75,9 cm	pz	40	6,40	0,24	14	150	3,89
Alloy Lista	1,5x75,9 cm	pz	40	51	1,28	112	439	10,62
Finir Lista	1x75,9 cm	pz	40	8,16	0,20	27	190	4,41



Wall: Polar White_White Leaf_Silver Leaf 25,2x75,9 cm-Finir Silver Lista

Floor: Primary White Natural 29,5x29,5 cm


POP

Uniform Appearance


Double Firing

Aspecto Uniforme


Bicocción



Pop White
20x20 cm G-410
7,9"x7,9"



Pop Corner
2x20 cm G-130
0,78"x7,9"



Pop Cotton
20x20 cm G-430
7,9"x7,9"



Pop Pearl
20x20 cm G-430
7,9"x7,9"



Pop Grey
20x20 cm G-430
7,9"x7,9"



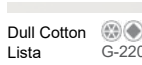
Pop Ivory
20x20 cm G-430
7,9"x7,9"



Pop Sand
20x20 cm G-430
7,9"x7,9"



Dull White Lista¹
1,5x20 cm G-220



Dull Cotton Lista
1,5x20 cm G-220



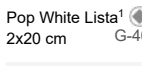
Dull Pearl Lista
1,5x20 cm G-220



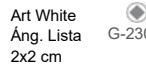
Dull Grey Lista
1,5x20 cm G-220



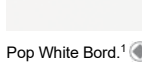
Dull Orange Lista
1,5x20 cm G-220



Pop White Lista¹
2x20 cm G-40



Art White Ang. Lista
2x2 cm G-230



Pop White Bord.¹
5x20 cm G-120



Pop White Ang. Bord.
5x3 cm G-230



Pop Cream
20x20 cm G-430
7,9"x7,9"



Pop Beige
20x20 cm G-430
7,9"x7,9"



Pop Bone
20x20 cm G-430
7,9"x7,9"



Pop Vison
20x20 cm G-430
7,9"x7,9"




Pop Orange
20x20 cm G-515
7,9"x7,9"



Pop Silver
20x20 cm G-320
7,9"x7,9"



Pop Blue
20x20 cm G-430
7,9"x7,9"



Pop Purple
20x20 cm G-515
7,9"x7,9"



Pop Lime
20x20 cm G-430
7,9"x7,9"



Pop Red
20x20 cm G-560
7,9"x7,9"



Pop Black
20x20 cm G-430
7,9"x7,9"



Pop Gold
20x20 cm G-320
7,9"x7,9"



Dull Blue Lista
1,5x20 cm G-220



Dull Purple Lista
1,5x20 cm G-220



Dull Lime Lista
1,5x20 cm G-220



Dull Red Lista
1,5x20 cm G-220

¹ available in all colours of collection.
disponibles en todos los colores de la colección.
Para la base POP BLUE la combinación de complementos son:
POP MARINO LISTA Y POP MARINO BORDURA.

Matching floor tiles | Pavimento coordinado



Primary White / Ivory / Beige / Vison / Grey / Blue / Lime / Red / Black Natural
29,75x29,75 cm

G-3142

Primary Red Natural
29,75x29,75 cm

G-3170

Series	Format&Thickness	Unit	Boxes/Pallet	m ² /Pallet	m ² /Box	Pieces/Box	Kg/Pallet	Kg/Box
Pop	20x20x0,65 cm	m ²	100	100	1,00	25	1278,5	12,65
Pop Gold / Silver	20x20x0,65 cm	pz	50	42	0,84	21	544	10,593
Pop Bordura	5x20 cm	pz	48	15,36	0,32	32	326,77	6,516
Pop Lista	2x20 cm	pz	64	14,59	0,228	57	334,64	5,010
Pop Zócalo	12x20 cm	pz	75	28,80	0,38	16	719	9,399
Pop Ángulo Bordura	5x3 cm	pz	240	6,48	0,027	18	256,16	1,009
Pop Ángulo Lista	2x2 cm	pz	240	2,40	0,010	25	136,88	0,512
Pop Corner	2x20 cm	pz	48	10,37	1,00	54	182,48	3,51
Dull Lista	1,5x20 cm	pz	64	8,64	0,135	45	148	2,08



Wall: Pop Blue 20x20 cm

PRESSURE

High Variation

Double Firing

Digital

Contraste de Tonalidad

Bicocción

Digital

MATCHING FLOOR TILES IN FLOOR TILE CATALOGUE
PAVIMENTO COORDINADO EN EL CATÁLOGO FLOOR TILES



Pressure Ivory
20x59,2 cm - 7,9"x23,3"



Pressure Sand
20x59,2 cm - 7,9"x23,3"



Pressure Grey
20x59,2 cm - 7,9"x23,3"



Pressure Ivory Carré
20x59,2 cm - 7,9"x23,3"



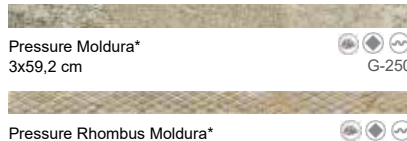
Pressure Sand Carré
20x59,2 cm - 7,9"x23,3"



Pressure Grey Carré
20x59,2 cm - 7,9"x23,3"



Pressure Moss
20x59,2 cm - 7,9"x23,3"




Pressure Moldura*
3x59,2 cm



Pressure Rhombus Moldura*
3x59,2 cm



Matching floor tiles / Pavimento coordinado



Pressure Grey / Sand / Moss Natural
59,2x59,2 cm - 23,31"x23,31"
31,6x59,2 cm - 12,44"x23,31"



Pressure Moss Carré
20x59,2 cm - 7,9"x23,3"



* Special Product: Due to hand-manufactured process the caliber and tonality of these borders could vary from one to other. Clean only using neutral PH products. Do not mix pieces from different lots.

Producto Especial: Este material se fabrica artesanalmente, por lo que pueden existir variaciones en el calibre o en el tono. Usar para su limpieza únicamente productos con PH neutro. No mezclar piezas de diferentes lotes.



Wall: Pressure Grey Carré 20x59,2 cm

Series	Format&Thickness	Unit	Boxes/Pallet	m ² /Pallet	m ² /Box	Pieces/Box	Kg/Pallet	Kg/Box
Pressure	20x59,2x0,95 cm	m ²	64	68,48	1,070	9	1269,17	19,61
Pressure Carre	20x59,2x0,95 cm	m ²	64	68,48	1,070	9	1269,17	19,61
Pressure Moldura	3x59,2 cm	pz	48	23,86	0,50	28	758	15,49
Pressure Natural	59,2x59,2x1 cm	m ²	24	33,648	1,402	4	750,968	30,71
Pressure Natural / Non-slip	31,6x59,2x0,95 cm	m ²	32	47,904	1,497	8	980,016	30,19
Pressure Rhombus Mold.	3x59,2 cm	pz	48	23,86	0,497	28	758	15,49

QUANTUM

Slight Variation

Double firing

Digital

Ligera Variación

Bicocción


Digital

MATCHING FLOOR TILES IN FLOOR TILE CATALOGUE
PAVIMENTO COORDINADO EN EL CATÁLOGO FLOOR TILES



Quantum Ivory
25,1x75,6 cm - 9,9"x29,76"

G-550



Quantum Pearl
25,1x75,6 cm - 9,9"x29,76"

G-550



Quantum Ivory Hill
25,1x75,6 cm - 9,9"x29,76"

G-574



Quantum Pearl Hill
25,1x75,6 cm - 9,9"x29,76"

G-574



Quantum Grey
25,1x75,6 cm - 9,9"x29,76"

G-550



A



Quantum Grey Hill
25,1x75,6 cm - 9,9"x29,76"

G-574



B

Sable Decor A-B
25,1x75,6 cm - 9,9"x29,76"

G-343

Halo Grey Lista
1,5x75,6

C-300

Halo Beige Lista
1,5x75,6

C-300

Matex Lista
1,5x75,6

C-200

Quantum Moldura
3x75,6

C-300

Matching floor tiles / Pavimento coordinado



Next Grey / Ivory Natural
42,6x42,6 cm - 16,77"x16,77"

G-890

Series	Format&Thickness	Unit	Boxes/Pallet	m ² /Pallet	m ² /Box	Pieces/Box	Kg/Pallet	Kg/Box
Quantum	25,1x75,6 cmx1 cm	m ²	45	59,85	1,33	7	1099	24,11
Quantum Hill	25,1x75,6 cmx1 cm	m ²	45	59,85	1,33	7	1029	22,222
Quantum Moldura	3x75 cm	pz	12	4,36	0,36	16	219	17,09
Sable Decor A,B	25,1x75,6 cmx1,05 cm	pz	30	39,90	1,33	7	767	25,11
Halo Lista	1,5x75,6 cm	pz	40	6,36	0,16	14	142	3,202
Matex Lista	1,5x75,6 cm	pz	40	50,80	1,27	112	439	10,618
Next	42,6x42,6x0,95 cm	m ²	64	69,12	1,08	6	1420	21,96

RANGE

Slight Variation

Double Firing

Digital

Ligera Variación

Bicocción

Digital

MATCHING FLOOR TILES IN FLOOR TILE CATALOGUE
PAVIMENTO COORDINADO EN EL CATÁLOGO FLOOR TILES



Range Ivory
31,6x59,2 cm - 12,4"x23,3"

C-540



Range Vison
31,6x59,2 cm - 12,4"x23,3"

C-540



Range Grey
31,6x59,2 cm - 12,4"x23,3"

C-540



Range Ivory Tear
31,6x59,2 cm - 12,4"x23,3"

C-574




Range Vison Tear
31,6x59,2 cm - 12,4"x23,3"

C-574



Range Grey Tear
31,6x59,2 cm - 12,4"x23,3"

C-574



Range Silver Tear
31,6x59,2 cm - 12,4"x23,3"

C-357



Niebla Moka Lista
1,5x59,2 cm

C-290



Niebla Grey Lista
1,5x59,2 cm

C-290



Comic Decor*
31,6x59,2 cm - 12,4"x23,3"

C-280

* Comic Decor is available in 23 different patterns. The design of Comic Decor doesn't follow any correlative pattern.
Comic Decor está disponible en 23 decoraciones diferentes. El diseño de Comic Decor no sigue ninguna pauta correlative.

Matching floor tiles / Pavimento coordinado



Range Ivory / Vison / Grey / Antracita Natural
59,2x59,2 cm - 23,31"x23,31"
31,6x59,2 cm - 12,44"x23,31"

G-3138
G-3114

Range Moka Nat.
31,6x59,2 cm - 12,44"x23,31"

G-3114

Series	Format&Thickness	Unit	Boxes/Pallet	m ² /Pallet	m ² /Box	Pieces/Box	Kg/Pallet	Kg/Box
Range	31,6x59,2x1 cm	m ²	48	45,12	0,94	5	865,04	17,73
Range Tear	31,6x59,2x1 cm	m ²	48	45,12	0,94	5	800	15,335
Range Gold / Silver Tear	31,6x59,2x1 cm	pz	40	44,8	1,31	7	1005	21,276
Comic Decor	31,6x59,2x1 cm	pz	48	45,12	0,94	5	865,04	17,73
Niebla Lista	1,5x59,2	pz	96	10,27	0,1	10	228	2,22
Range Natural	59,2x59,2x1 cm	m ²	24	33,648	1,402	4	809,888	32,787
Range Natural	31,6x59,2x1 cm	m ²	32	47,904	1,497	8	989,016	30,188



Wall: Range Ivory_Grey Tear_Comic Decor 31,6x59,2 cm

Floor: Range Grey Natural 59,5x59,5 cm

RECOVER





Wall: Recover Ivory_Ivory Kraft_Ornato 25,2x75,9 cm-Finir Silver Lista
Floor: Recover Vison Natural 49,75x99,55 cm-Recover Vison Nat.Mosaico 5x5

RECOVER

White Body

High Variation

Double Firing

Digital

Pasta Blanca

Contraste de Tonalidad

Double Firing

Digital

MATCHING FLOOR TILES IN FLOOR TILE CATALOGUE
PAVIMENTO COORDINADO EN EL CATÁLOGO FLOOR TILES



Recover Ivory
25,2x75,9 cm - 9,92"x29,88"
G-541



Recover Grey
25,2x75,9 cm - 9,92"x29,88"
G-541



Recover Ivory Kraft
25,2x75,9 cm - 9,92"x29,88"
G-551



Recover Grey Kraft
25,2x75,9 cm - 9,92"x29,88"
G-551



Recover Vison
25,2x75,9 cm - 9,92"x29,88"
G-541



Recover Ormato*
25,2x75,9 cm - 9,92"x29,88"
G-613



Recover Vison Kraft
25,2x75,9 cm - 9,92"x29,88"
G-551



Recover Ormato*
25,2x75,9 cm - 9,92"x29,88"
G-613



Finir Gold - Silver - Copper Lista
1x75,9 cm
G-291



Recover Ormato*
25,2x75,9 cm - 9,92"x29,88"
G-613

*Recover Ormato consists of 20 different aleatory patterns |
*Recover Ormato se compone de 20 decoraciones diferentes aleatorias

Matching floor tiles / Pavimento coordinado




Recover Ivory / Grey / Vison Natural
49,75x99,55 cm - 19,58"x39,19"
G-3162



Recover Ivory / Grey / Vison Hexagon
25x29 cm - 9,84"x11,42"
G-3230

Matching PVD tiles / PVD coordinado



Polar Gold / Silver Kraft
25,2x75,9 cm - 9,92"x29,88"
G-348

Series	Format&Thickness	Unit	Boxes/Pallet	m ² /Pallet	m ² /Box	Pieces/Box	Kg/Pallet	Kg/Box
Recover	25,2x75,9x0,97 cm	m ²	45	60,30	1,34	7	1051	23,01
Recover Kraft	25,2x75,9x0,97 cm	m ²	45	60,30	1,34	7	1000	21,89
Recover Ormato	25,2x75,9x0,97 cm	m ²	45	60,30	1,34	7	1051	23,01
Polar Kraft	25,2x75,9x0,97 cm	pz	13	17,42	1,34	7	314	23,01
Finir Lista	1x75,9 cm	pz	40	8,16	0,20	27	190	4,41



Wall: Recover Ivory_Ivory Kraft 25,2x75,9 cm
Floor: Recover Vison_Ivory Hexagon 25x29 cm

RONDA





Wall: Ronda Ivory_Ivory Crette_Ornato 29,75x99,55 cm

Floor: Ronda Ivory Natural 99,55x99,55 cm

RONDA

White Body

Rectified

Slight Variation

Double Firing

Digital

Thickness 0,75 cm

Pasta Blanca

Rectificado

Liger Variación

Bicocción

Digital

Espesor 0,75 cm

MATCHING FLOOR TILES IN FLOOR TILE CATALOGUE
PAVIMENTO COORDINADO EN EL CATÁLOGO FLOOR TILES



Ronda Ivory
29,75x99,55 cm - 11,71"x39,19"

G-580



Ronda Beige
29,75x99,55 cm - 11,71"x39,19"

G-580



Ronda Ivory Crette
29,75x99,55 cm - 11,71"x39,19"

G-595



Ronda Beige Crette
29,75x99,55 cm - 11,71"x39,19"

G-595



Ronda Grey
29,75x99,55 cm - 11,71"x39,19"

G-580



Ronda Ornato*
29,75x99,55 cm - 11,71"x39,19"

G-614



Ronda Grey Crette
29,75x99,55 cm - 11,71"x39,19"

G-595



Ronda Ivory Mosaico 2,5x2,5
29,75x29,75 cm
11,71"x11,71"

G-618



Ronda Beige Mosaico 2,5x2,5
29,75x29,75 cm
11,71"x11,71"

G-618



Ronda Grey Mosaico 2,5x2,5
29,75x29,75 cm
11,71"x11,71"

G-618


Matching floor tiles / Pavimento coordinado



Ronda Ivory / Beige / Grey Natural
99,55x99,55 cm - 39,19"x39,19"
49,75x99,55 cm - 19,58"x39,19"
59,55x99,55 cm - 23,45"x23,45"

G-3268
G-3162
G-3146

Matching PVD tiles / PVD coordinado



Glimpse Gold / Silver Crette
25,1x75,6 cm - 9,88"x29,76"

G-349



Geneva Gold - Silver - Copper Lista
1x99,55 cm - 0,39"x39,19"

G-291



Reid Plata Mate Lista
1x99,55 cm - 0,39"x39,19"

G-261



*Side View Corner 30
Perfil Corner 30

Ronda Corner 30
1,5x29,75 cm -
0,59"x11,71"

G-330

*Ronda Ornato consists of 5 different aleatory patterns |
*Ronda Ornato se compone de 5 decoraciones diferentes aleatorias

Ronda Corner is available in all colours of collection |
Ronda Corner está disponibles en todos los colores de la colección

Series	Format&Thickness	Unit	Boxes/Pallet	m ² /Pallet	m ² /Box	Pieces/Box	Kg/Pallet	Kg/Box
Ronda	29,75x99,5x0,74 cm	m2	44	78,32	1,780	6	1100	24,61
Ronda Crette	29,75x99,5x0,74 cm	m2	44	65,12	1,480	5	950	21,21
Ronda Ornato	29,75x99,5x0,74 cm	m2	44	78,32	1,78	6	1100	24,61
Ronda Corner	1,5x29,75 cm	pz	36	3,85	0,107	24	100	2,40
Geneva Lista	1x99,55 cm	pz	15	4,49	0,299	30	70	3,10
Reid Lista	1x99,55 cm	pz	15	15,52	1,035	104	166	10,13
Ronda Mos. 2,5x2,5	29,75x29,75 cm	pz	36	28,69	0,797	9	361	9,40



Wall: Ronda Grey_Grey Crette 29,75x99,55 cm Floor: Ronda Grey Natural 59,55x59,55 cm

SAHARA

Slight Variation

Double Firing

Digital

Ligera Variación

Bicocción

Digital

MATCHING FLOOR TILES IN FLOOR TILE CATALOGUE
PAVIMENTO COORDINADO EN EL CATÁLOGO FLOOR TILES



Sahara Ivory
25,1x75,6 cm - 9,9"x29,76"

G-550



Sahara Beige
25,1x75,6 cm - 9,9"x29,76"

G-550



Sahara Ivory Blast
25,1x75,6 cm - 9,9"x29,76"

G-574



Sahara Beige Blast
25,1x75,6 cm - 9,9"x29,76"

G-574



Sahara Grey
25,1x75,6 cm - 9,9"x29,76"

G-550

Halo Beige Lista
1,5x75,6 cm

G-300

Halo Grey Lista
1,5x75,6 cm

G-300

Matex Lista
1,5x75,6 cm


G-200



Sahara Grey Blast
25,1x75,6 cm - 9,9"x29,76"

G-574

Matching floor tiles / Pavimento coordinado



Sahara Ivory / Beige / Grey Natural
59,2x59,2 cm - 23,31"x23,31"

G-3132

Series	Format&Thickness	Unit	Boxes/Pallet	m ² /Pallet	m ² /Box	Pieces/Box	Kg/Pallet	Kg/Box
Sahara	25,1x75,6x1 cm	m2	45	59,85	1,33	7	1098,99	24,11
Sahara Blast	25,1x75,6x1 cm	m2	45	59,85	1,33	7	1050	23,00
Halo Lista	1,5x75,6 cm	pz	40	6,36	0,16	14	142	3,202
Matex Lista	1,5x75,6 cm	pz	40	50,80	1,27	112	439	10,61



Wall: Sahara Beige_Beige Blast 25,1x75,6 cm Floor: Sahara Ivory Natural 59,2x59,2 cm

SÃO LUIS





Wall: São Luis White_Azevedo 20,2x59,5 cm Floor: São Luis Azevedo Natural 59,2x59,2 cm

SÃO LUIS

White Body

Slight Variation

Double Firing

Digital


Pasta Blanca

Ligera Variación

Bicocción

Digital

MATCHING FLOOR TILES IN FLOOR TILE CATALOGUE
PAVIMENTO COORDINADO EN EL CATÁLOGO FLOOR TILES



São Luis White
20,2x59,5 cm - 7,95"x23,44"

G-511



São Luis Mèrces
20,2x59,5 cm - 7,95"x23,44"

G-521



São Luis Neto
20,2x59,5 cm - 7,95"x23,44"

G-521



São Luis Azevedo
20,2x59,5 cm - 7,95"x23,44"

G-521



São Luis Sacra
20,2x59,5 cm - 7,95"x23,44"

G-521



São Luis Mix*
20,2x59,5 cm - 7,95"x23,44"

G-521

*São Luis Mix consists of 18 different aleatory patterns |
*São Luis Mix se componen de 18 decoraciones diferentes aleatorias



Moon Gold - Silver - Copper Lista
1x59,5 cm - 0,39"x23,44"

G-261



Gaeta Aqua - Grey - Black Lista
1x59,5 cm - 0,39"x23,44"


G-251



Tersa Lista
1x59,5 cm - 0,39"x23,44"

G-201

Matching floor tiles / Pavimento coordinado



São Luis White_Mèrces_Neto_Azevedo_Sacra_Mix Natural
59,2x59,2 cm - 23,31"x23,31"

G-3146

Series	Format&Thickness	Unit	Boxes/Pallet	m ² /Pallet	m ² /Box	Pieces/Box	Kg/Pallet	Kg/Box
São Luis	20,2x59,5x0,95 cm	m ²	64	69,12	1,08	9	1150	17,73
Tersa Lista	1x59,5 cm	pz	96	39,74	0,417	70	400	4,02
Moon Lista	1x59,5 cm	pz	96	6,91	0,072	12	106	0,96
Gaeta Lista	1x59,5 cm	pz	96	6,91	0,072	12	148	1,305



Wall: São Luis White_Azevedo 20,2x59,5 cm Floor: São Luis Azevedo Natural 59,2x59,2 cm

SHAGREEN

White Body

Rectified

Slight Variation

Double Firing

Digital

Pasta Blanca

Rectificado

Ligera Variación

Bicocción

Digital

MATCHING FLOOR TILES IN FLOOR TILE CATALOGUE
PAVIMENTO COORDINADO EN EL CATÁLOGO FLOOR TILES



Shagreen White
29,75x59,55 cm - 11,71"x23,45"

G-3140



Shagreen Grey Ornato
29,75x59,55 cm - 11,71"x23,45"

G-3170



Shagreen Coffee Ornato
29,75x59,55 cm - 11,71"x23,45"

G-3170



Shagreen White Ornato
29,75x59,55 cm - 11,71"x23,45"

G-3170



Shagreen Grey Decor
29,75x59,55 cm - 11,71"x23,45"

G-2375




Shagreen Coffee Decor
29,75x59,55 cm - 11,71"x23,45"

G-2375




Shagreen White Decor
29,75x59,55 cm - 11,71"x23,45"

G-2375




Shagreen Grey Mosaico 2,5x2,5 Decor
29,75x29,75 cm - 11,71"x11,71"

G-3828



Shagreen Coffee Mosaico 2,5x2,5 Decor
29,75x29,75 cm - 11,71"x11,71"

G-3828



Shagreen White Mosaico 2,5x2,5 Decor
29,75x29,75 cm - 11,71"x11,71"

G-3828

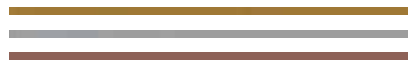


Side View Corner 30 /
Perfil Corner 30

Shagreen White Corner
1,5x29,75 cm - 0,59"x11,71"

G-2115

*Available in all colours
Disponible en todos los colores



Bettoni Gold - Silver - Copper Lista
1x59,55 cm - 0,39"x23,45"

G-2089

Matching floor tiles / Pavimento coordinado



Shagreen White / Grey / Coffee Lappato
59,55x59,55 cm - 23,44"x23,44"

G-3392

Series	Format&Thickness	Unit	Boxes/Pallet	m ² /Pallet	m ² /Box	Pieces/Box	Kg/Pallet	Kg/Box
Shagreen	29,75x59,55x0,74 cm	m ²	40	49,60	1,24	7	730	17,67
Shagreen Decor	29,75x59,55x0,74 cm	m ²	48	49,60	1,063	6	642	12,90
Bettoni Lista	1x59,55 cm	pz	96	6,91	0,07	12	115	0,957
Shagreen Corner	1,5x29,75 cm	pz	36	3,85	0,11	24	86	2,01
Shagreen Mosaico Decor	29,75x29,75 cm	pz	36	31,86	0,89	10	394	10,30

CONTENT OF RECYCLED MATERIAL
CONTENIDO DE MATERIAL RECICLADO

60%



Wall: Shagreen Coffee Ornato 29,75x59,55 cm-Bettoni Copper Lista Floor: Shagreen Coffee Lappato 59,55x59,55 cm

SHINE

Uniform Appearance


Double Firing

Digital

Aspecto Uniforme

Bicocción

Digital



Shine White
31,6x95,3 cm - 12,44"x37,52"

G-570



Shine White Linus
31,6x95,3 cm - 12,44"x37,52"

G-574



Shine White Flag
31,6x95,3 cm - 12,44"x37,52"

G-574



Cube Decor
31,6x95,3 cm - 12,44"x37,52"

G-357

Gear Lista
1,5x95,3 cm

G-240

Clio Copper Lista
1x95,3 cm

G-340

Within Gold - Silver Lista
1,5x95,3 cm

G-340

Matching floor tiles | Pavimento coordinado



Primary White / Black Nat.
29,75x29,75 cm G-3142

Sincro Blanco / Negro
31,6x31x6 cm G-870/880



Wall: Shine White_white Linus_Cube Decor 31,6x95,3 cm
Floor: Branch Maple Natural 24,9x100 cm_Maple Natural Mos. 5x5

Series	Format&Thickness	Unit	Boxes/Pallet	m ² /Pallet	m ² /Box	Pieces/Box	Kg/Pallet	Kg/Box
Shine White - Flag - Linus	31'6x95'3x1,10 cm	m ²	44	52,8	1,2	4	1136,924	25,521
Shine Gold-Silver-Copper	31'6x95'3x1,10 cm	pz	21	18,963	0,903	3	391	17,8
Cube Decor	31'6x95'3x1,10 cm	pz	21	18,963	0,903	3	416	19
Within Gold-Silver Lista	1'5x95'3 cm	pz	36	9,252	0,257	18	175,784	4,494
Gear Lista	1,5x95,3 cm	pz	36	51,48	1,43	100	408	10,95
Clio Copper Lista	1x95'3 cm	pz	36	6,876	0,191	20	166,856	0,4246

SILKEN

Uniform Appearance


Double Firing

Digital

Aspecto Uniforme

Bicocción

Digital



Silken White
31,6x95,3 cm - 12,44"x37,52"

G-570



Silken White Linus
31,6x95,3 cm

G-574



Silken White Flag
31,6x95,3 cm

G-574

Gear Lista
1,5x95,3 cm

G-240

Clio Cooper Lista
1x95,3 cm

G-340

Within Gold - Silver Lista
1,5x95,3 cm

G-340

Matching floor tiles | Pavimento coordinado



Primary White / Black Nat.
29,75x29,75 cm

G-3142

Sincro Blanco / Negro
31,6x31x6 cm

G-870/880



Wall: Silken White_White Linus_Breakfast Decor 31,6x95,3 cm
Floor: Isen Grey Natural 100x100 cm

Series	Format&Thickness	Unit	Boxes/Pallet	m ² /Pallet	m ² /Box	Pieces/Box	Kg/Pallet	Kg/Box
Silken White/Flag/Linus	31'6x95'3x1,10 cm	m ²	44	52,8	1,2	4	1136,924	25,521
Silken Gold/Silver/Copper	31'6x95'3x1,10 cm	pz	21	18,963	0,903	3	391	17,8
Within Gold/Silver Lista	1'5x95'3 cm	pz	36	9,252	0,257	18	175,784	4,494
Gear Lista	1,5x95,3 cm	pz	36	51,48	1,43	100	408	10,95
Clio Copper Lista	1x95'3 cm	pz	36	6,876	0,191	20	166,856	0,4246

SKYLINE

Uniform Appearance


Double Firing

Digital

Aspecto Uniforme

Bicocción

Digital



Skyline White
25,1x75,6 cm - 9,9"x29,76"

G-540



Skyline Beige
25,1x75,6 cm - 9,9"x29,76"

G-550



Skyline Lila
25,1x75,6 cm - 9,9"x29,76"

G-550



Skyline Blue
25,1x75,6 cm - 9,9"x29,76"

G-550



Skyline Baño Decor A,B,C
25,1x75,6 cm - 9,9"x29,76"

G-355



Skyline Cocina Decor A,B,C
25,1x75,6 cm - 9,9"x29,76"

G-355



Halo Grey Lista
1,5x75,6 cm

G-300

Matex Lista
1,5x75,6 cm

G-200

Halo Beige Lista
1,5x75,6 cm

G-300

Halo Lila Lista
1,5x75,6 cm

G-300

Halo Blue Lista
1,5x75,6 cm

G-300

Matching floor tiles | Pavimento coordinado



Axis White
31,6x59,2 cm G-890


Axis Beige / Blue / Lila
31,6x59,2 cm

G-890

Series	Format&Thickness	Unit	Boxes/Pallet	m ² /Pallet	m ² /Box	Pieces/Box	Kg/Pallet	Kg/Box
Skyline	25,1x75,6x1 cm	m ²	45	59,85	1,33	7	1129	24,78
Skyline Baño / Cocina Decor	25,1x75,6x1 cm	pz	26	39,47	1,51	8	770	29,07
Halo Lista	1,5x75,6 cm	pz	40	6,36	0,16	14	142	3,202
Matex Lista	1,5x75,6 cm	pz	40	50,80	1,27	112	439	10,618

SOLID

Uniform Appearance Double Firing Digital
 Aspecto Uniforme Bicocción Digital



Solid White
25,1x75,6 cm - 9,9"x29,76" G-540



Solid Black
25,1x75,6 cm - 9,9"x29,76" G-550



Solid White Focus
25,1x75,6 cm - 9,9"x29,76" G-550



Solid Black Focus
25,1x75,6 cm - 9,9"x29,76" G-570



Solid White Check
25,1x75,6 cm - 9,9"x29,76" G-550



Solid Black Check
25,1x75,6 cm - 9,9"x29,76" G-570



Solid White Sysmic
25,1x75,6 cm - 9,9"x29,76" G-550



Solid Black Sysmic
25,1x75,6 cm - 9,9"x29,76" G-570



Central White Lista
1,5x75,6 cm G-310



Matex Lista
1,5x75,6 cm G-200



Central Black Lista
1,5x75,6 cm G-310



Sysmic Gold Lista
2,3x75,6 cm G-320



Focus Gold Lista
2,3x75,6 cm G-320



Central Gold Lista
1,5x75,6 cm G-310



Sysmic Silver Lista
2,3x75,6 cm G-320



Focus Silver Lista
2,3x75,6 cm G-320



Central Silver Lista
1,5x75,6 cm G-320



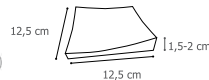
Check Gold Lista
6x25,1cm G-320



Check Silver Lista
6x25,1cm G-320



Solid White Focus Taco **
12,5x12,5 cm G-266



Solid Black Focus Taco **
12,5x12,5 cm G-266

** Special product: These blocks have different reliefs. Due to hand-manufactured process the caliber and tonality of these borders could vary from one to other.

Producto especial: Este material tiene diferentes relieves. Se fabrica artesanalmente, por lo que pueden existir pequeñas variaciones en el calibre o en el tono.

Matching floor tiles | Pavimento coordinado



Primary White / Black Nat. G-3142 Sincro Blanco / Negro G-870/880
 29,75x29,75 cm 31,6x31x6 cm

Series	Format&Thickness	Unit	Boxes/Pallet	m ² /Pallet	m ² /Box	Pieces/Box	Kg/Pallet	Kg/Box
Solid	25'1x75'6x1	m ²	45	59,850	1,330	7	1144	25,11
Solid Focus/Check/Sysmic	25'1x75'6x1	m ²	45	59,850	1,330	7	1050	23
Solid Gold/Silver Focus/Sysmic	25'1x75'6	pz	13	19,76	1,52	8	339	25,00
Solid Gold/Silv. Check	25'1x75'6	pz	13	17,26	1,33	7	319	23,498
Focus Gold/Silver Lista	2,6x75,6	pz	30	7,29	0,24	14	104	4,99
Solid Focus Taco	12,5x12,5	pz	24	18,00	0,75	48	326	31,01
Check Gold/Silver Lista	6x31'6	pz	64	9,66	0,15	10	219	2,198
Sysmic/Focus Gold/silver Lista	2,3x75,6	pz	40	9,72	0,24	14	5,20	222
Central Lista	1,5x75,6	pz	40	6,36	0,159	14	3	134
Matex lista	1,5x75,6	pz	12	36,73	3,06	270	25,15	316

SMASH





Wall: Smash Grey_Grey Cubic_Ornato 31,7x59,5 cm Floor: Studio Grey Natural 59,55x59,55 cm-Norway Walnut Natural 16x99,55 cm

SMASH

White Body

Moderate Variation

Double Firing

Digital

Pasta Blanca

Moderada Variación

Bicoccción

Digital




Smash Ivory
31,7x59,5 cm - 12,48"x23,43"

G-541




Smash Grey
31,7x59,5 cm - 12,48"x23,43"

G-541



Smash Ivory Cubic
31,7x59,5 cm - 12,48"x23,43"

G-551



Smash Grey Cubic
31,7x59,5 cm - 12,48"x23,43"


G-551



Smash OrnatO*
31,7x59,5 cm - 12,48"x23,43"

G-613

Matching floor tiles / Pavimento coordinado




Studio Ivory / Grey / Anthracite Natural
59,55x59,55 cm - 23,45"x23,45"

G-3146



Matching PVD tiles / PVD coordinado



Brixton Gold / Silver Cubic
31,7x59,5 cm - 12,48"x23,43"

G-351



*Smash OrnatO consists of 20 different aleatory patterns |
*Smash OrnatO se compone de 20 decoraciones diferentes aleatorias

Tersa Lista
1x59,5 cm - 0,39"x23,44"

G-201

Gaeta Aqua - Grey - Black Lista
1x59,5 cm - 0,39"x23,44"

G-251

Moon Gold - Silver - Copper Lista
1x59,5 cm - 0,39"x23,44"

G-261

Series	Format&Thickness	Unit	Boxes/Pallet	m ² /Pallet	m ² /Box	Pieces/Box	Kg/Pallet	Kg/Box
Smash	31,7x59,5x0,95 cm	m ²	48	45,12	0,94	5	874	17,73
Smash Cubic	31,7x59,5x0,95 cm	m ²	48	45,12	0,94	5	874	17,73
Smash OrnatO	31,7x59,5x0,95 cm	m ²	48	45,12	0,94	5	874	17,73
Brixton Cubic	31,7x59,5x0,95 cm	pz	48	54,34	1,132	6	1042	21,23
Tersa Lista	1x59,5 cm	pz	96	39,74	0,41	70	400	4,02
Gaeta Lista	1x59,5 cm	pz	96	6,91	0,072	12	106	0,96
Moon Lista	1x59,5 cm	pz	96	6,91	0,072	12	106	0,96



Wall: Smash Ivory_Ivory Cubic 31,7x59,5 cm-Moon Silver Lista Floor: Studio Ivory Natural 49,75x59,55 cm

STEEL

White Body

Moderate Variation

Double Firing

Digital

Pasta Blanca


Moderada Variación

Bicoccción

Digital



Recover Ivory
25,2x75,9 cm - 9,92"x29,88"
G-541



Polar White
25,2x75,9 cm - 9,92"x29,88"
G-541



Recover Grey
25,2x75,9 cm - 9,92"x29,88"
G-541



Recover Vison
25,2x75,9 cm - 9,92"x29,88"
G-541



Steel Grey Frame
25,2x75,9 cm - 9,92"x29,88"
G-561



Steel Oxidum Frame
25,2x75,9 cm - 9,92"x29,88"
G-561



Steel Grey Cenefa A
4,5x25,2 cm
1,77"x9,92"
G-291



Steel Grey Cenefa B
4,5x25,2 cm
1,77"x9,92"
G-291



Steel Oxidum Cenefa A
4,5x25,2 cm
1,77"x9,92"
G-291



Steel Oxidum Cenefa B
4,5x25,2 cm
1,77"x9,92"
G-291



Finir Gold - Silver - Copper Lista
1x75,9 cm - 0,39"x29,88"
G-291

Matching floor tiles / Pavimento coordinado




Recover Ivory / Grey / Vison Natural
49,75x99,55 cm - 19,59"x39,19"
G-3162




Recover Ivory / Grey / Vison Hexagon
25x29 cm - 9,84"x11,42"
G-3230

Matching PVD tiles | PVD coordinado



Pyrus Gold Frame
25,2x75,9 cm - 9,92"x29,88"
G-348



Pyrus Silver Frame
25,2x75,9 cm - 9,92"x29,88"
G-348

Series	Format&Thickness	Unit	Boxes/Pallet	m ² /Pallet	m ² /Box	Pieces/Box	Kg/Pallet	Kg/Box
Steel Frame	25,2x75,9x0,97 cm	m ²	45	60,30	1,34	7	1059	23,01
Recover	25,2x75,9x0,97 cm	m ²	45	60,30	1,34	7	1051	23,01
Polar	25,2x75,9x0,97 cm	m ²	45	60,30	1,34	7	1051	23,01
Pyrus Kraft	25,2x75,9x0,97 cm	pz	13	17,42	1,34	7	314	23,01
Finir Lista	1x75,9 cm	pz	40	8,16	0,20	27	190	4,41
Steel Cenefa	4,5x25,2 cm	pz	48	18,576	0,387	34	354,72	7,39



Wall: Steel Grey Frame 25,2x75,9 cm Floor: Norway Moka Natural 16x99,55 cm

STRIPES

White Body

Slight Variation

Double Firing

Pasta Blanca

Ligera Variación

Bicocción



Stripes Blanco
20x59,2 cm - 7,9"x23,3"

G-490



Stripes Negro
20x59,2 cm - 7,9"x23,3"

G-515



Stripes Maiz
20x59,2 cm - 7,9"x23,3"

G-515

Acier Lista
1x59,2 cm - 0,89"x23,3"

G-130

Demeter Lista
1x59,2 cm

G-130

Niebla Hielo Lista
1,5x59,2 cm

G-290



Stripes Negro Decor*
20x59,2 cm

G-350



Stripes Maiz Decor*
20x59,2 cm

G-350



Stripes Negro Cenefa*
5x59,2 cm

G-260



Stripes Maiz Cenefa*
5x59,2 cm

G-260



Stripes Pistacho
20x59,2 cm

G-515



Riveira Negro Lista
1,5x59,2 cm

G-210



Riveira Maiz Lista
1,5x59,2 cm

G-210



Niebla Negro Lista
1,5x59,2 cm

G-290



Niebla Maiz Lista
1,5x59,2 cm

G-290



Stripes Pistacho Decor*
20x59,2 cm

G-350



Riveira Pistacho Lista
1,5x59,2 cm

G-210



Niebla Pistacho Lista
1,5x59,2 cm

G-290

* Do not use corrosive chemicals or solvents to clean the surface of the product with metallic finish.

No utilizar productos corrosivos o disolventes para la limpieza de la superficie de los productos con acabado metálico.

Matching floor tiles | Pavimento coordinado



Vallter Blanco - Sensation Negro
31,6x59,2 cm
Sensation Maiz_Pistacho
31,6x59,2 cm

G-890

G-910

Series	Format&Thickness	Unit	Boxes/Pallet	m ² /Pallet	m ² /Box	Pieces/Box	Kg/Pallet	Kg/Box
Stripes	20x59,2x0,95 cm	m2	64	68,48	1,07	9	1269	19,61
Stripes Decor	20x59,2x0,95 cm	pz	48	28,42	0,59	5	579	11,76
Stripes Cenefa	5x59,2 cm	pz	48	24,14	0,50	17	492	9,94
Acier/Demeter Lista	1x59,2 cm	pz	96	39,74	0,41	70	400	4,02
Niebla Lista	1x59,2 cm	pz	96	10,27	0,10	10	228	2,22
Eminence Lista	0,59x59,2 cm	m2	48	45,12	0,94	5	1030	21,16

SWAN

White Body

Rectified

Uniform Appearance

Double Firing

Thickness 0,74 cm

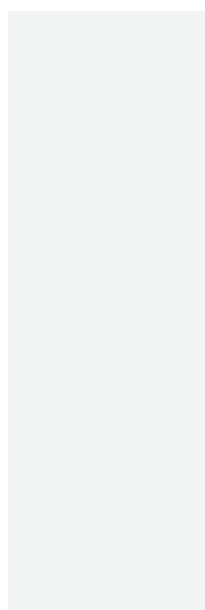
Pasta Blanca

Rectificado

Aspecto Uniforme


Bicocción

Espesor 0,74 cm



Neutral Blanco
29,75x89,46 cm
11,71"x35,22"

G-3218



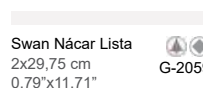
Swan Nacar
29,75x89,46 cm
11,71"x35,22"

G-3230




Neutral Negro
29,75x89,46 cm
11,71"x35,22"

G-3230



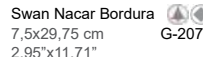
Swan Nacar Lista
2x29,75 cm
0,79"x11,71"

G-2059



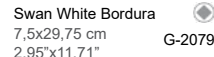
Swan White Lista
2x29,75 cm
0,79"x11,71"

G-2059




Swan Nacar Bordura
7,5x29,75 cm
2,95"x11,71"

G-2079




Swan White Bordura
7,5x29,75 cm
2,95"x11,71"

G-2079



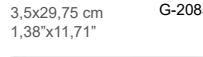
Leda Nacar Moldura
3,5x29,75 cm
1,38"x11,71"

G-2085




Leda White Moldura
3,5x29,75 cm
1,38"x11,71"

G-2085



Leda Nacar Cenefa
8,8x29,75 cm
3,46"x11,71"

G-2147



Leda White Cenefa
8,8x29,75 cm
3,46"x11,71"

G-2147




Leda Nacar Zócalo
12,5x29,75 cm
4,92"x11,71"

G-2147




Leda White Zócalo
12,5x29,75 cm
4,92"x11,71"

G-2147




Leda Nacar Zócalo
12,5x29,75 cm
4,92"x11,71"

G-2147



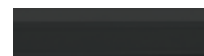
Leda White Zócalo
12,5x29,75 cm
4,92"x11,71"

G-2147



Swan Black Lista
2x29,75 cm
0,79"x11,71"

G-2059



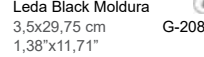
Swan Black Bordura
7,5x29,75 cm
2,95"x11,71"

G-2079



Leda Black Moldura
3,5x29,75 cm
1,38"x11,71"

G-2085



Leda Black Cenefa
8,8x29,75 cm
3,46"x11,71"

G-2147



Leda Black Zócalo
12,5x29,75 cm
4,92"x11,71"

G-2147



Swan White Middle
29,75x89,46 cm
11,71"x35,22"

G-3258



Swan Nacar Middle
29,75x89,46 cm
11,71"x35,22"

G-3258



Swan Black Middle
29,75x89,46 cm
11,71"x35,22"

G-3258



Swan Silver Middle
29,75x89,46 cm
11,71"x35,22"

G-2465



*Side View Lista
Perfil Lista



*Side View Bordura
Perfil Bordura



Special product: Due to hand-manufactured process the caliber and tonality of these borders could vary from one to other. Clean only using neutral PH products. Do not mix pieces from different lots.

Producto especial: Este material se fabrica artesanalmente, por lo que pueden existir pequeñas variaciones en el calibre o en el tono. Usar para la limpieza únicamente productos con PH neutro. No mezclar piezas de diferentes lotes.

Matching floor tiles | Pavimento coordinado



Neutral Blanco / Negro Natural
59,55 x 59,55 cm
29,75 x 29,75 cm

G-3330
G-3286

Series	Format&Thickness	Unit	Boxes/Pallet	m ² /Pallet	m ² /Box	Pieces/Box	Kg/Pallet	Kg/Box
Swan 30X90	29,75x89,46x0,74	m2	40	63,880	1,597	6	850	20,67
Swan Middle	29,75x89,46x0,74	m2	36	57,492	1,597	6	800	21,58
Swan Silver Middle	29,75x89,46x0,74	pz	18	23,958	1,331	5	383	20,00
Swan Bord.	7,5x29,75	pz	36	12,85	0,357	16	275	7
Swan Lista	2x29,75	pz	99	10,59	0,107	18	261	2,40
Leda Mold.	3,5x29,75	pz	99	6,24	0,063	6	270	2,498
Leda Cf.	8,8x29,75	pz	144	67,82	0,471	18	1683	11,588
Leda Zocalo	12,5x29,75	pz	36	10,73	0,298	8	325	8,399

CONTENT OF RECYCLED MATERIAL
CONTENIDO DE MATERIAL RECIKLADO

63%

STROKE





Wall: Stroke Pink Groove 29,75x99,55 cm Floor: Tango White Natural 59,2x59,2 cm

STROKE

White Body

Slight Variation

Double Firing

Thickness 0,75 cm

Digital

Pasta Blanca

Ligera Variación

Bicocción


Espesor 0,75 cm

Digital



Tango Ivory
29,75x99,55 cm - 11,71"x39,19"

G-571



Tango Ivory
Mosaico 2,5x2,5
29,75x29,75 cm
11,71"x11,71"

G-618



Stroke Pink Groove
29,75x99,55 cm - 11,71"x39,19"

G-581



Stroke Green Groove
29,75x99,55 cm - 11,71"x39,19"

G-581



Stroke Blue Groove
29,75x99,55 cm - 11,71"x39,19"

G-581



Stroke Grey Groove
29,75x99,55 cm - 11,71"x39,19"

G-581



*Side View Corner 30
Perfil Corner 30

Tango Ivory Corner 30
1,5x29,75 cm - G-330
0,59"x11,71"



Geneva Gold - Silver - Copper Lista
1x99,55 cm - 0,39"x39,19"

G-291



Reid Plata Mate Lista
1x99,55 cm - 0,39"x39,19"

G-261


Matching PVD tiles / PVD coordinado



Glimpse Gold / Silver / Groove
29,75x99,55 cm - 11,71"x39,19"

G-349

Series	Format&Thickness	Unit	Boxes/Pallet	m ² /Pallet	m ² /Box	Pieces/Box	Kg/Pallet	Kg/Box
Tango	29,75x99,5x0,74 cm	m2	44	78,32	1,780	6	1100	24,61
Stroke Groove	29,75x99,5x0,74 cm	m2	44	65,12	1,480	5	950	21,21
Tango Corner	1,5x29,75 cm	pz	36	3,85	0,107	24	100	2,40
Geneva Lista	1x99,55 cm	pz	15	4,49	0,299	30	70	3,10
Reid Lista	1x99,55 cm	pz	15	15,52	1,035	104	166	10,13



Wall: Stroke Blue Groove 29,75x99,55 cm Floor: Norway Walnut Natural 16x99,55 cm

STUDIO





Wall: Studio Ivory_ivory Box 29,75x99,55 cm-Urban Art 7,4x29,75 cm Floor: Studio Ivory Natural 59,55x59,55 cm

STUDIO

White Body

Slight Variation

Double Firing

Digital

Thickness 0,74 cm

Pasta Blanca

Ligera Variación

Bicocción

Digital

Espesor 0,74 cm

MATCHING FLOOR TILES IN FLOOR TILE CATALOGUE
PAVIMENTO COORDINADO EN EL CATÁLOGO FLOOR TILES



Studio Ivory
29,75x99,55 cm - 11,71"x39,19"

G-571



Studio Grey
29,75x99,55 cm - 11,71"x39,19"

G-571



Studio Ivory Box
29,75x99,55 cm - 11,71"x39,19"

G-581



Studio Grey Box
29,75x99,55 cm - 11,71"x39,19"

G-581



Studio Ivory Arc
29,75x99,55 cm - 11,71"x39,19"

G-581




Studio Grey Arc
29,75x99,55 cm - 11,71"x39,19"

G-581




Studio Ornato*
29,75x99,55 cm - 11,71"x39,19"

G-617




Studio Ivory Mosaico 2,5x2,5
29,75x29,75 cm
11,71"x11,71"

G-618



Studio Grey Mosaico 2,5x2,5
29,75x29,75 cm
11,71"x11,71"

G-618



Geneva Gold - Silver - Copper Lista
1x99,55 cm - 0,39"x39,19"

G-291



Reid Plata Mate Lista
1x99,55 cm - 0,39"x39,19"

G-261



*Side View Corner 30
Perfil Corner 30

Studio Corner 30
1,5x29,75 cm - 0,59"x11,71"

G-330

Studio Corner is available in all colours of collection |
Studio Corner está disponibles en todos los colores de la colección

*Studio Ornato consists of 14 different aleatory patterns |
*Studio Ornato se compone de 14 decoraciones diferentes aleatorias

Matching floor tiles / Pavimento coordinado



Studio Ivory / Grey / Anthracite Natural
99,55x99,55 cm - 39,19"x39,19" G-3268
49,75x99,55 cm - 19,59"x39,19" G-3162
59,55x59,55 cm - 23,45"x23,45" G-3146

Series	Format&Thickness	Unit	Boxes/Pallet	m ² /Pallet	m ² /Box	Pieces/Box	Kg/Pallet	Kg/Box
Studio / Ornato	29,75x99,5x0,74 cm	m2	44	78,32	1,780	6	1100	24,61
Studio Box / Arc	29,75x99,5x0,74 cm	m2	44	65,12	1,480	5	950	21,21
Studio Corner	1,5x29,75 cm	pz	36	3,85	0,107	24	100	2,40
Geneva Lista	1x99,55 cm	pz	15	4,49	0,299	30	70	3,10
Reid Lista	1x99,55 cm	pz	15	15,52	1,035	104	166	10,13
Studio Mos. 2,5x2,5	29,75x29,75 cm	pz	36	28,69	0,797	9	361	9,40



Wall: Studio Grey_Grey Arc_Ornato 29,75x99,55 cm-Geneva Silver Lista

Floor: Studio Grey Natural 59,55x59,55 cm

SYLAN

White Body

Rectified

Moderate Variation

Double Firing

Thickness 0,74 cm

Pasta Blanca

Rectificado

Moderada Variación


Bicocción

Espesor 0,74 cm



Sylan Maple
29,75x89,46 cm - 11,71"x35,22"

G-3230




Swan Nacar
29,75x89,46 cm - 11,71"x35,22"

G-3230




Sylan Maple Effect
29,75x89,46 cm - 11,71"x35,22"

G-3258



Neutral Nacar Effect
29,75x89,46 cm - 11,71"x35,22"

G-3258




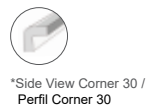
Sylan Mix Maple Mosaico 2,5x2,5
29,75x29,75 cm - 11,71"x11,71"

G-3756



Sylan Maple Corner 30°
2x29,75 cm - 0,79"x11,71"

G-2085



Neutral Blanco
29,75x89,46 cm - 11,71"x35,22"

G-3218



Effect Gold Lista
3x89,46 cm - 1,18"x35,22"

G-2173



Rail Walnut Lista
2x89,46 cm - 0,79"x35,22"

G-2143



Main Gold - Silver - Walnut - Grey Lista
1,5x89,46 cm - 0,59"x35,22"

G-2131




Vita Mate Lista
1,5x89,46 cm - 0,59"x35,22"

G-2091

CONTENT OF RECYCLED MATERIAL
CONTENIDO DE MATERIAL RECICLADO

64%

Series	Format&Thickness	Unit	Boxes/Pallet	m ² /Pallet	m ² /Box	Pieces/Box	Kg/Pallet	Kg/Box
Sylan Maple 30x90	29,75x89,46x0,74	m ²	40	63,88	1,597	6	900	21,93
Sylan Maple Effect 30x90	29,75x89,46x0,74	m ²	36	57,492	1,597	6	855,716	23,13
Sylan Maple Corner-30	2x29,75	pz	144	15,408	0,107	18	302,864	2,006
Sylan Mix Maple Mos. 2,5x2,5	29,75x29,75	m ²	36	31,824	0,884	10	369	9,605
Effect Lista	3x89,46	pz	36	8,712	0,242	9	166	4,23
Vita Lista	1,5x89,46	pz	36	48,31	1,34	100	380,55	10,18
Main Lista	1,5x89,46	pz	36	8,712	0,242	18	479	12,93
Rail Lista	2x89,46	pz	36	54,11	1,503	84	940	25,634



Wall: Sylan Maple Effect_Maple_Swan Nácar 29,75x89,46 cm Floor: Retro Dark Natural 29,75x29,75 cm

TANGO





Wall: Tango Ivory_Ivory Wave 29,75x99,55 cm-Geneva Silver Lista Floor: Tango Anthracite Natural 59,2x59,2 cm

TANGO

White Body

Slight Variation

Double Firing

Digital

Thickness 0,74 cm

Pasta Blanca

Ligera Variación

Bicocción

Digital

Espesor 0,74 cm

MATCHING FLOOR TILES IN FLOOR TILE CATALOGUE
PAVIMENTO COORDINADO EN EL CATÁLOGO FLOOR TILES



Tango Ivory
29,75x99,55 cm - 11,71"x39,19"

G-571



Tango Grey
29,75x99,55 cm - 11,71"x39,19"

G-571



Tango Ivory Wave
29,75x99,55 cm - 11,71"x39,19"

G-581



Tango Grey Wave
29,75x99,55 cm - 11,71"x39,19"

G-581



Tango Gaona Ornato*
29,75x99,55 cm - 11,71"x39,19"

G-617



Tango Pampa Ornato*
29,75x99,55 cm - 11,71"x39,19"

G-617

*Tango Gaona & Pampa Ornato consist of 5 different aleatory patterns |
*Tango Gaona y Pampa Ornato se componen de 5 decoraciones diferentes aleatorias




Geneva Gold - Silver - Copper Lista
1x99,55 cm

G-291




Reid Plata Mate Lista
1x99,55 cm

G-261



Tango Ivory Mosaico 2,5x2,5
29,75x29,75 cm - 11,71"x11,71"

G-618



Tango Grey Mosaico 2,5x2,5
29,75x29,75 cm - 11,71"x11,71"

G-618



*Side View Corner 30
Perfil Corner 30

Tango Corner 30
1,5x29,75 cm

G-330

Matching floor tiles / Pavimento coordinado




Tango White / Anthracite / Crespo / Gaona / Telmo / Boedo / Pampa / Almirante Natural
59,2x59,2 cm - 23,31"x23,31"

G-3146

Tango Quarter Round 30
1,5x29,75 cm

G-180

Matching PVD tiles / PVD coordinado




Glimpse Gold / Silver Wave
31,7x59,5 cm - 12,48"x23,43"

G-349

Tango Corner & Quarter is available in Ivory & Grey
Tango Corner & Quarter está disponibles en Ivory & Grey

Series	Format&Thickness	Unit	Boxes/Pallet	m ² /Pallet	m ² /Box	Pieces/Box	Kg/Pallet	Kg/Box
Tango / Ornato	29,75x99,5x0,74 cm	m2	44	78,32	1,780	6	1100	24,61
Tango Wave	29,75x99,5x0,74 cm	m2	44	65,12	1,480	5	950	21,21
Glimpse Wave	29,75x99,5x0,74 cm	m2	21	24,78	1,18	4	358	16,20
Tango Corner	1,5x29,75 cm	pz	36	3,85	0,107	24	100	2,40
Geneva Lista	1x99,55 cm	pz	15	4,49	0,299	30	70	3,10
Reid Lista	1x99,55 cm	pz	15	15,52	1,035	104	166	10,13
Tango Mos. 2,5x2,5	29,75x29,75 cm	pz	36	28,69	0,797	9	361	9,40



Wall: Tango Grey_Grey Wave_Pampa Ornato 29,75x99,55 cm Floor: Tango Pampa Natural 59,2x59,2 cm

TAWRIQ





Wall: Tawriq Blue Halifa_Tawriq Blue Zaida 29,75x99,55 cm Floor: Tawriq Blue Natural 59,2x59,2 cm

TAWRIQ

White Body

Slight Variation

Double Firing

Digital

Thickness 0,74 cm

Pasta Blanca


Ligera Variación

Bicocción

Digital

Espesor 0,74 cm

MATCHING FLOOR TILES IN FLOOR TILE CATALOGUE
PAVIMENTO COORDINADO EN EL CATÁLOGO FLOOR TILES



Glimpse White
29,75x99,55 cm
11,71"x39,19"

G-571



Tawriq White Zaida
29,75x99,55 cm
11,71"x39,19"

G-581



Tawriq Brown Zaida
29,75x99,55 cm
11,71"x39,19"

G-581



Tawriq Blue Zaida
29,75x99,55 cm
11,71"x39,19"

G-581



Glimpse Gold Zaida
29,75x99,55 cm
11,71"x39,19"

G-349



Glimpse Silver Zaida
29,75x99,55 cm
11,71"x39,19"

G-349



Tawriq Moldura
3,5x29,75 cm

G-291



Tawriq Cenefa
9x29,75 cm

G-321



Tawriq Zocalo
11x29,75 cm

G-352



Tawriq Brown Halifa
29,75x99,55 cm
11,71"x39,19"

G-601



Tawriq Blue Halifa
29,75x99,55 cm
11,71"x39,19"

G-601



Glimpse Gold Halifa
29,75x99,55 cm
11,71"x39,19"


G-349



Glimpse Silver Halifa
29,75x99,55 cm
11,71"x39,19"

G-349

Matching PVD tiles | Pavimento coordinado



Tawriq Brown / Blue Natural
59,2x59,2 cm

G-3154



Geneva Gold - Silver - Copper Lista
1x99,55 cm


G-291



Reid Plata Mate Lista
1x99,55 cm

G-261

Series	Format&Thickness	Unit	Boxes/Pallet	m ² /Pallet	m ² /Box	Pieces/Box	Kg/Pallet	Kg/Box
Tawriq	29,75x99,5x0,78 cm	m ²	44	65,12	1,480	5	950	21,21
Tawriq Moldura	3,5x29,75 cm	m ²	34	12,03	0,354	34	300	8,40
Tawriq Cenefa	9x29,75 cm	m ²	39	9,69	0,936	20	392	20,91
Tawriq Zocalo	11x29,75 cm	m ²	39	22,39	0,622	19	412	10,21
Geneva Lista	1x99,55 cm	pz	15	4,49	0,299	30	86	4,81
Reid Lista	1x99,55 cm	pz	15	15,52	1,035	104	106	10,13



Wall: Tawriq Brown Halifa_Tawriq Brown Zaida_Tawriq White Zaida 29,75x99,55 cm Floor: Tawriq Brown Natural 59,2x59,2 cm

TERRE





Wall: Terre Rosso_Terre Rosso Paint 20x20 cm Floor: Camper White Natural 24,75x99,55 cm

TERRE

High Variation

Double firing


Digital

Contraste de Tonalidad

Bicocción

Digital

MATCHING FLOOR TILES IN FLOOR TILE CATALOGUE
PAVIMENTO COORDINADO EN EL CATÁLOGO FLOOR TILES



Terre Ice
20x20 cm - 7,9"x7,9"




Terre Sand
20x20 cm - 7,9"x7,9"



Terre Rosso
20x20 cm - 7,9"x7,9"



Terre Gold
20x20 cm - 7,9"x7,9"



Terre Ice Paint
20x20 cm - 7,9"x7,9"




Terre Sand Paint
20x20 cm - 7,9"x7,9"



Terre Rosso Paint
20x20 cm - 7,9"x7,9"



Terre Silver
20x20 cm - 7,9"x7,9"




Terre Ice Decor
20x20 cm - 7,9"x7,9"



Terre Sand Decor
20x20 cm - 7,9"x7,9"



Terre Rosso Decor
20x20 cm - 7,9"x7,9"




Mars Gold - Silver - Copper Lista
1x20 cm G-180

Terre Collection is available in a wide variety of aleatory patterns.

La Colección Terre está disponible en gran variedad de diseños diferentes aleatorios.

Matching floor tiles / Pavimento coordinado



Terre Ice / Sand / Rosso Natural
24,9x100 cm - 9,81"x39,37"



Terre Ice / Sand / Rosso / Stamp Hexagon
25x29 cm - 9,84"x11,42"




Series	Format&Thickness	Unit	Boxes/Pallet	m ² /Pallet	m ² /Box	Pieces/Box	Kg/Pallet	Kg/Box
Terre/Terre Paint	20x20x0,65 cm	m ²	100	100	1	25	1280	12,64
Terre Decor	20x20x0,65 cm	pz	50	40,00	0,80	20	508	9,85
Terre Gold/Silver	20x20x0,65 cm	pz	50	38	0,76	19	465	9,01
Mars Lista	1x20 cm	pz	144	20,16	0,14	45	376	2,58



Wall: Terre Sand 20x20 cm Floor: Bondi Mirror Natural 59,2x59,2 cm

TEX





Wall: Tex Grey_Grey Atomic_Grey Pattern 29,75x99,55 cm_Geneva Copper Lista Floor: Tex Grey Natural 59,55x59,55 cm

TEX

White Body

High Variation

Double Firing

Digital

Thickness 0,74 cm

Pasta Blanca


Contraste de Tonalidad

Bicocción

Digital


Espesor 0,74 cm

MATCHING FLOOR TILES IN FLOOR TILE CATALOGUE
PAVIMENTO COORDINADO EN EL CATÁLOGO FLOOR TILES



Tex Ivory
29,75x99,55 cm - 11,71"x39,19"

G-571



Tex Grey
29,75x99,55 cm - 11,71"x39,19"

G-571



Tex Ivory Atomic
29,75x99,55 cm - 11,71"x39,19"

G-581



Tex Grey Atomic
29,75x99,55 cm - 11,71"x39,19"

G-581




Tex Ivory Pattern*
29,75x99,55 cm - 11,71"x39,19"

G-581




Tex Grey Pattern*
29,75x99,55 cm - 11,71"x39,19"

G-581



Tex Ivory
Mosaico 2,5x2,5
29,75x29,75 cm

G-618



Tex Grey
Mosaico 2,5x2,5
29,75x29,75 cm

G-618



Tex Corner 30
1,5x29,75 cm

G-330



*Side View Corner 30
Perfil Corner 30

* Tex Ivory & Grey Pattern consist of 16 different aleatory patterns |
* Tex Ivory & Grey Pattern se componen de 16 decoraciones diferentes aleatorias

Tex Corner is available in Ivory & Grey
Tex Corner está disponibles en Ivory & Grey


Reid Plata Mate Lista
1x99,55 cm

G-261

Geneva Gold - Silver - Copper Lista
1x99,55 cm

G-291

Matching floor tiles / Pavimento coordinado



Tex Ivory / Grey / Ivory Pattern / Grey Pattern Natural
99,55x99,55 cm - 39,19"x39,19"
49,75x99,55 cm - 19,58"x39,19"
59,55x59,55 cm - 23,44"x23,44"
25x29 cm - 9,84"x11,42"

G-3268 / G-3284
G-3162 / G-3178
G-3146 / G-3162
G-3230

Matching PVD tiles / PVD coordinado



Glimpse Gold / Silver Atomic
29,75x99,55 cm - 11,71"x39,19"

G-349

Series	Format&Thickness	Unit	Boxes/Pallet	m ² /Pallet	m ² /Box	Pieces/Box	Kg/Pallet	Kg/Box
Tex	29,75x99,5x0,74 cm	m2	44	78,32	1,780	6	1100	24,61
Tex Atomic	29,75x99,5x0,74 cm	m2	44	65,12	1,480	5	950	21,21
Glimpse Atomic	29,75x99,5x0,74 cm	m2	21	24,78	1,18	4	358	16,20
Tex Corner	1,5x29,75 cm	pz	36	3,85	0,107	24	100	2,40
Geneva Lista	1x99,55 cm	pz	15	4,49	0,299	30	70	3,10
Reid Lista	1x99,55 cm	pz	15	15,52	1,035	104	166	10,13
Tex Mos. 2,5x2,5	29,75x29,75 cm	pz	36	28,69	0,797	9	361	9,40



Wall: Tex Ivory_Ivory Atomic 29,75x99,55 cm-Geneva Copper Lista Floor: Tex Ivory Pattern Natural 59,55x59,55 cm

THOR

White Body

Slight Variation

Double Firing

Digital


Pasta Blanca

Ligera Variación

Bicocción


Digital

MATCHING FLOOR TILES IN FLOOR TILE CATALOGUE
PAVIMENTO COORDINADO EN EL CATÁLOGO FLOOR TILES



Thor Ivory
25,2x75,9 cm - 9,9"x29,88"

G-541



Thor Pearl
25,2x75,9 cm - 9,9"x29,88"

G-541



Thor Ivory Model
25,2x75,9 cm - 9,9"x29,88"

G-551




Thor Pearl Model
25,2x75,9 cm - 9,9"x29,88"

G-551



Thor Grey
25,2x75,9 cm - 9,9"x29,88"

G-541



Thor Ornato
25,2x75,9 cm - 9,9"x29,88"

G-571



Thor Grey Model
25,2x75,9 cm - 9,9"x29,88"

G-551



Thor Mix Focus
25,2x75,9 cm - 9,9"x29,88"

G-571



Seki White_Pearl_Black Lista
1,5x75,9 cm

G-301



Alloy Lista
1,5x75,9 cm

G-201



Finir Gold_Silver_Copper Lista
1x75,9 cm

G-291


Matching floor tiles | Pavimento coordinado



Thor Ivory / Pearl / Grey Nat.
59,2x59,2 cm
31,6x59,2 cm

G-3138
G-3114

Matching PVD tiles | PVD coordinado



Polar Gold / Silver / Copper Model
25,2x75,9 cm
9,92"x29,88"

G-348

Series	Format&Thickness	Unit	Boxes/Pallet	m ² /Pallet	m ² /Box	Pieces/Box	Kg/Pallet	Kg/Box
Thor / Ornato	25,2x75,9x0,97 cm	m ²	45	60,30	1,34	7	1049	23
Thor Model	25,2x75,9x0,97 cm	m ²	45	60,30	1,34	7	1049	23
Thor Mix Focus	25,2x75,9x0,97 cm	m ²	45	60,30	1,34	7	1000	21,89
Seki Lista	1x75,9 cm	pz	40	6,40	0,16	14	150	3,20
Alloy Lista	1x75,9 cm	pz	40	51	1,28	112	439	10,62



Wall: Thor Pearl 25,2x75,9 cm_Chalkwood Vestige Natural 24,75x99,55 cm Floor: Chalkwood Vestige Natural 24,75x99,55 cm

TOLSTOI

Slight Variation

Double Firing

Digital

Ligera Variación

Bicocción

Digital



Marmi Bianco
25,1x75,6 cm
9,9"x29,76"



Statuario Bianco
25,1x75,6 cm
9,9"x29,76"



Tolstoi Bianco
25,1x75,6 cm
9,9"x29,76"



Statuario Gold
25,1x75,6 cm
9,9"x29,76"



Tolstoi Beige
25,1x75,6 cm
9,9"x29,76"



Marmi Ivory
25,1x75,6 cm
9,9"x29,76"




Muse Ivory
25,1x75,6 cm
9,9"x29,76"



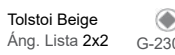
Tolstoi Ivory
25,1x75,6 cm
9,9"x29,76"




Tolstoi Beige Cenefa
7x25,1 cm




Tolstoi Beige Lista
2x25,1 cm



Tolstoi Beige Ang. Lista 2x2
G-230



Tolstoi Beige Bordura
5x25,1 cm



Tolstoi Beige Ang. Bord.
3x5 cm



Tolstoi Beige Zócalo
12x25,1 cm



Emile Beige Moldura
4x25,1 cm



Emile Beige Corona
12x25,1 cm



Emile Beige Cenefa
12x25,1 cm



Tolstoi Beige B-Insert
25,1x75,6 cm
9,9"x29,76"



Emile Beige Zócalo
20x25,1 cm



Termal Decor A, B, C**
25,1x75,6 - 9,9"x29,76"



Special Product: Due to hand-manufactured process the caliber and tonality of these borders could vary from one to other. Do not merge pieces from different lots.

Producto Especial: Este material se fabrica artesanalmente, por lo que pueden existir pequeñas variaciones en el calibre o en el tono. No mezclar piezas de diferentes lotes.

** Price per piece. Precio por pieza.



Tolstoi Marquina Sand G-574
25,1x75,6 cm
9,9"x29,76"



Tolstoi Marquina Pearl G-574
25,1x75,6 cm
9,9"x29,76"



Tolstoi Gold G-357
25,1x75,6 cm
9,9"x29,76"



Tolstoi Silver G-357
25,1x75,6 cm
9,9"x29,76"



Tolstoi Marquina Sand B-Insert G-345
25,1x75,6 cm
9,9"x29,76"



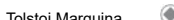
Tolstoi Marquina Pearl B-Insert G-345
25,1x75,6 cm
9,9"x29,76"



Tolstoi Marquina Cenefa G-250
7x25,1 cm



Tolstoi Marquina Lista G-130
2x25,1 cm



Tolstoi Marquina Ang. Lista 2x2 G-230



Tolstoi Marquina Bordura G-180
5x25,1 cm



Tolstoi Marquina Ang. Bord. 3x5 G-230



Tolstoi Marquina Zócalo G-250
12x25,1 cm



Emile Marquina Moldura G-266
4x25,1 cm



Emile Marquina Corona G-330
12x25,1 cm



Emile Marquina Cenefa G-330
12x25,1 cm



Emile Marquina Zócalo G-345
20x25,1 cm

Matching floor tiles / Pavimento coordinado



Muse White / Ivory Brillo G-3146
59,2x59,2 cm - 23,31"x23,31"



Allegro Bianco G-3146
59,2x59,2 cm - 23,31"x23,31"

Series	Format&Thickness	Unit	Boxes/Pallet	m ² /Pallet	m ² /Box	Pieces/Box	Kg/Pallet	Kg/Box
Tolstoi	25,1x75,6x0,98 cm	m2	45	59,850	1,330	7	1144,040	25,11
Tolstoi Gold/Silver	25,1x75,6x0,98 cm	pz	13	19,734	1,518	8	378,02	28,00
Tolstoi B-Insert	25,1x75,6x0,98 cm	pz	13	19,734	1,518	8	339,02	25,00
Termal Decor	25,1x75,6x0,98 cm	pz	26	34,52	1,328	7	674,5	25,40
Statuario / Muse / Marmi	25,1x75,6x0,98 cm	m2	45	59,850	1,330	7	1144,04	25,11
Emile Moldura	4x25,1 cm	pz	64	12,224	0,191	19	238,576	3,509
Emile Corona	12x25,1 cm	pz	48	14,49	0,301	10	278	5,49
Emile Cenefa	12x25,1 cm	pz	48	14,59	0,304	11	374	7,49
Emile Zócalo	20x25,1 cm	pz	88	26,48	0,301	6	586,17	6,50
Tolstoi Cenefa	7x25,1 cm	pz	64	20,22	0,316	18	366,5	5,51
Tolstoi Lista	2x25,1 cm	pz	64	14,46	0,226	45	366,67	5,50
Tolstoi Bordura	5x25,1 cm	pz	48	15,64	0,326	26	301,9	12,59
Tolstoi Zócalo	12x25,1 cm	pz	24	15,19	0,633	21	316,23	12,59
Tolstoi Ang. Lista	2x2 cm	pz	240	2,40	0,010	25	136,88	0,512
Tolstoi Ang. Bordura	3x5 cm	pz	240	6,48	0,027	18	256,6	1,009

TREND





Wall: Trend Marfil_Ambar_Green_Bronze_Gold_Poeme Marfil_Art Gold 20x20 cm-Trend Green Moldura-Zócalo Floor: Branch Maple Nat. 15,7x59,2 cm


TREND

Slight Variation

Double Firing

Ligera Variación

Bicocción



Poeme Marfil
20x20 cm
7,9"x7,9"

G-410



Trend Marfil Corner
2x20 cm

G-130



Trend Titanium Corner
2x20 cm

G-130



Trend Marfil*
20x20 cm
7,9"x7,9"

G-430



Trend Ambar*
20x20 cm
7,9"x7,9"

G-515



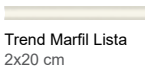
Trend Green*
20x20 cm
7,9"x7,9"

G-515



Trend Titanium*
20x20 cm

G-574



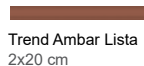
Trend Marfil Lista
2x20 cm

G-10



Trend Marfil Ang.Lista
2x2 cm

G-190



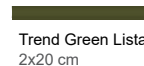
Trend Ambar Lista
2x20 cm

G-10



Trend Ambar Ang.Lista
2x2 cm

G-190




Trend Green Lista
2x20 cm

G-10




Trend Green Ang.Lista
2x2 cm

G-190



Trend Titanium Lista
2x20 cm

G-10




Trend Titanium Ang.Lista
2x2 cm

G-190




*Side View Lista.
Perfil Lista.




Trend Marfil Ang.Bordura
5x3 cm

G-190



Trend Ambar Ang.Bordura
5x3 cm

G-190




Trend Green Ang.Bordura
5x3 cm

G-190



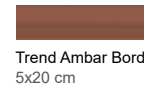
Trend Titanium Ang.Bordura
5x3 cm

G-190



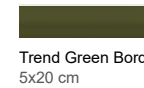
Trend Marfil Bordura
5x20 cm

G-40



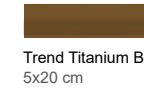
Trend Ambar Bordura
5x20 cm

G-40



Trend Green Bordura
5x20 cm

G-40



Trend Titanium Bordura
5x20 cm

G-40



*Side View Bordura.
Perfil Bordura.



Trend Cenefa
10x20 cm

G-220



Trend Marfil Zócalo
15x20 cm

G-150



Trend Ambar Zócalo
15x20 cm

G-150



Trend Titanium Zócalo
15x20 cm

G-150



*Side View Zócalo.
Perfil Zócalo.

* Trend is available in 5 different aleatory reliefs.
Trend está disponible en 5 relieves diferentes y aleatorios.

Series	Format&Thickness	Unit	Boxes/Pallet	m ² /Pallet	m ² /Box	Pieces/Box	Kg/Pallet	Kg/Box
Trend	20x20x0,65 cm	m ²	100	84,000	0,840	21	1.120	11,061
Trend Gold / Silver	20x20x0,65 cm	pz	75	54,000	0,720	18	764	9,999
Trend Cenefa	10x20 cm	pz	48	24,00	0,560	25	357	6,99
Trend Corner-20	2x20 cm	pz	48	10,37	0,216	54	182	3,51
Trend Lista	2x20 cm	pz	64	15,360	0,240	60	301	4,448
Trend Moldura	2'5x20 cm	pz	64	24,000	0,38	75	367	5,50
Trend Bord	5x20 cm	pz	48	17,280	0,360	36	273	5,40
Art Gold / Silver	20x20x0,65 cm	m ²	50	42	0,840	21	574	11,30
Art Corner	2x20 cm	pz	64	15,36	0,124	60	253	3,70



Art Gold
20x20 cm
7,9"x7,9"



Art Gold Corner
2x20



Art Silver
20x20



Art Silver Corner
2x20



Trend Gold*
20x20 cm
7,9"x7,9"



Trend Silver*
20x20 cm
7,9"x7,9"



Trend Bronze*
20x20 cm
7,9"x7,9"



Trend Gold Lista
2x20



Trend Silver Lista
2x20



Trend Bronze Lista
2x20



Trend Gold Ang.Lista
2x2



Trend Silver Ang.Lista
2x2



Trend Bronze Ang.Lista
2x2



Trend Gold Moldura
2,5x20



Trend Silver Moldura
2,5x20



Trend Bronze Moldura
2,5x20



Trend Gold Ang.Bordura
5x3



Trend Silver Ang.Bordura
5x3



Trend Bronze Ang.Bordura
5x3



Trend Gold Bordura
5x20



Trend Silver Bordura
5x20



Trend Bronze Bordura
5x20



Trend Gold Zócalo
15x20



Trend Silver Zócalo
15x20



Trend Bronze Zócalo
15x20



Matching floor tiles | Pavimento coordinado



Primary Ivory / Ambar / Green Natural
29,75x29,75 cm



*Matching floor tiles. We recommend to lay this product with a 2 mm grout.
*Pavimento de igualación. Se recomienda colocar este producto con una junta de separación de 2 mm.

TRIBAL

White Body

Rectified

Slight Variation

Double Firing

Thickness 0,74 cm


Pasta Blanca

Rectificado

Ligera Variación

Bicocción

Espesor 0,74 cm




Neutral Blanco
29,75x89,46 cm - 11,71"x35,22"

G-3218



Neutral Visón
29,75x89,46 cm - 11,71"x35,22"

G-3230



Neutral Beige
29,75x89,46 cm - 11,71"x35,22"

G-3230



Tribal Visón Grap
29,75x89,46 cm - 11,71"x35,22"

G-3258



Tribal Beige Grap
29,75x89,46 cm - 11,71"x35,22"

G-3258



Grap Visón Mosaico 4x4
25,5x25,5 cm - 10,04"x10,04"

G-3756


Vita Mate Lista
1,5x89,46 cm - 0,59x35,22"

G-2091

Vita Esmerilado Lista
1,5x89,46 cm - 0,59x35,22"

G-2091

Matching floor tiles / Pavimento coordinado



Neutral White / Beige / Visón / Black Natural
59,55x59,55 cm - 23,45"x23,45"
29,75x29,75 cm - 11,71"x11,71"

G-3330
G-3286



Wall: Tribal Visón Grap 29,75x89,46 cm

Series	Format&Thickness	Unit	Boxes/Pallet	m ² /Pallet	m ² /Box	Pieces/Box	Kg/Pallet	Kg/Box
Tribal Grap	29,75x89,46x0,74	m2	36	57,492	1,597	6	800	21,58
Neutral	29,75x89,46x0,74	m2	40	63,880	1,597	6	900,000	21,93
Grap Mosaico 4x4	25,5x25,5	m2	36	14,040	0,52	8	261	6,62
Vita Lista	1,5x89,46	pz	36	48,312	1,342	100	380,55	10,18

CONTENT OF RECYCLED MATERIAL
CONTENIDO DE MATERIAL RECICLADO

64%



Wall: Tribal Beige Grap_Neutral Beige 29,75x89,46 cm

Floor: Neutral Black Natural 59,55x59,55 cm

UPTOWN





Wall: Uptown White_White Toki_Anthracite_Anthracite Toki_Cherry_Cherry Toki_Copper_Copper Toki 7,4x29,75 cm
Floor: Metallic Green Natural 59,55x59,55 cm

UPTOWN






Wall: Uptown White_White Toki_Gold_Gold Toki 7,4x29,75 cm

Floor: Metallic Brown Natural 59,55x59,55 cm

UPTOWN

White Body Double Firing Slight Variation Digital 0,85 cm Thickness


Pasta Blanca Bicocción Ligera Variación Digital 0,85 cm Espesor



Uptown White
7,4x29,75 cm -
2,91"x11,71" G-514




Uptown Green
7,4x29,75 cm -
2,91"x11,71" G-514




Uptown Anthracite
7,4x29,75 cm -
2,91"x11,71" G-514



Uptown White Toki
7,4x29,75 cm -
2,91"x11,71" G-514



Uptown Green Toki
7,4x29,75 cm -
2,91"x11,71" G-514



Uptown Anthracite Toki
7,4x29,75 cm -
2,91"x11,71" G-514



Uptown Gold
7,4x29,75 cm -
2,91"x11,71" G-574



Uptown Lead
7,4x29,75 cm -
2,91"x11,71" G-574



Uptown Copper
7,4x29,75 cm -
2,91"x11,71" G-574



Uptown Cherry
7,4x29,75 cm -
2,91"x11,71" G-574



Uptown Gold Toki
7,4x29,75 cm -
2,91"x11,71" G-574



Uptown Lead Toki
7,4x29,75 cm -
2,91"x11,71" G-574



Uptown Copper Toki
7,4x29,75 cm -
2,91"x11,71" G-574



Uptown Cherry Toki
7,4x29,75 cm -
2,91"x11,71" G-574

Uptown Toki consists of 9 different aleatory reliefs
Uptown Toki se compone de 9 relieves diferentes aleatorios.



Wall: Uptown WhiteToki 7,4x29,75 cm


Series	Format&Thickness	Unit	Boxes/Pallet	m ² /Pallet	m ² /Box	Pieces/Box	Kg/Pallet	Kg/Box
Uptown	7,4x29,75x0,85 cm	m ²	54	54,54	1,01	46	860	15,47
Uptown Toki	7,4x29,75x0,85 cm	m ²	54	49,7	0,92	42	790	14,14



Wall: Uptown Green_Green Toki_Lead_Lead Toki 7,4x29,75 cm

Floor: Attila Anthracite Natural 99,55x99,55 cm

Matching floor tiles / Pavimento coordinado



Metallic White / Grey Natural
 99,55x99,55 cm - 39,19"x39,19" G-3268
 49,75x99,55 cm - 19,59"x39,19" G-3162
 59,55x59,55 cm - 23,45"x23,45" G-3146



Metallic Green / Brown Natural
 99,55x99,55 cm - 39,19"x39,19" G-3284
 49,75x99,55 cm - 19,59"x39,19" G-3186
 59,55x59,55 cm - 23,45"x23,45" G-3162



Attila Natural
 99,55x99,55 cm - 39,19"x39,19" G-3268
 49,75x99,55 cm - 19,59"x39,19" G-3162
 59,55x59,55 cm - 23,45"x23,45" G-3146



Norway Maple / Oak / Walnut / Ash / Moka Natural
 16x99,55 cm - 6,3"x39,19"

G-3170

URBAN

White Body

Double Firing

Moderate Variation

Digital

0,85 cm Thickness

Pasta Blanca

Bicocción

Moderada Variación

Digital

0,85 cm Espesor



Paint White
7,4x29,75 cm -
2,91"x11,71" G-510



Urban Art*
7,4x29,75 cm -
2,91"x11,71" G-574



Urban Lifestyle**
7,4x29,75 cm -
2,91"x11,71" G-574

*Urban Art 7,5x30 cm consists of 72 different aleatory patterns |
*Urban Art 7,5x30 cm se compone de 72 decoraciones diferentes aleatorias


**Urban Lifestyle 7,5x30 cm consists of 84 different aleatory patterns |
**Urban Lifestyle 7,5x30 cm se compone de 84 decoraciones diferentes aleatorias



Paint White Lista
2x29,75 cm -
0,79"x11,71" G-120



Paint White Torello
5x29,75 cm -
1,97"x11,71" G-150



Paint White Bullnose
5x29,75 cm -
1,97"x11,71" G-150



Wall: Urban Lifestyle 7,4x29,75 cm

Series	Format&Thickness	Unit	Boxes/Pallet	m ² /Pallet	m ² /Box	Pieces/Box	Kg/Pallet	Kg/Box
Paint / Urban	7,4x29,75x0,85 cm	m ²	54	54,54	1,01	46	860	15,47
Paint Lista	2x29,75 cm	pz	144	15,41	0,107	18	317	2,04
Paint Torello	5x29,75 cm	pz	36	10,26	0,285	19	240	6,03
Paint Bullnose	5x29,75 cm	pz	36	10,26	0,285	19	240	6,03



Wall: Urban Art 7,4x29,75 cm

VALMONT

Slight Variation

Double firing

Digital

Ligera Variación

Bicocción

Digital

MATCHING FLOOR TILES IN FLOOR TILE CATALOGUE
PAVIMENTO COORDINADO EN EL CATÁLOGO FLOOR TILES



Valmont Arce
31,6x59,2 cm - 12,4"x23,3"

G-540



Valmont Haya
31,6x59,2 cm - 12,4"x23,3"

G-550



Valmont Haya Bridge
31,6x59,2 cm - 12,4"x23,3"

G-574

Maple lista
1x59,2 cm

G-230

Oak lista
1x59,2 cm

G-230

Demeter Lista
1x59,2 cm

G-130

Matching floor tiles / Pavimento coordinado



Valmont Haya / Ceniza / Nogat Natural
15,7x59,2 cm

G-3142



Wall: Valmont Arce_Haya Bridge 31,6x59,2 cm Floor: Valmont Ceniza Nat. 15,7x59,2 cm


Series	Format&Thickness	Unit	Boxes/Pallet	m ² /Pallet	m ² /Box	Pieces/Box	Kg/Pallet	Kg/Box
Valmont	31,6x59,2x1 cm	m2	48	45,12	0,94	5	865	17,73
Valmont Bridge	31,6x59,2x1 cm	m2	48	45,12	0,94	5	880	18,04
Demeter Lista	1X59,2 cm	pz	96	39,74	0,41	70	400	4,02
Oak / Maple Lista	1,5x59,2 cm	pz	96	20,45	0,21	24	416	5,02



Wall:Valmont Arce_Haya Bridge 31,6x59,2 cm Basin: Solaris Basin

VANGUARD





Wall: Vanguard Cube 20x20 cm-Metro White_Black 20x59,2 cm Floor: Vanguard Cube Natural_Neutral Gris Natural 29,75x29,75 cm

VANGUARD

Slight Variation

Double firing


Digital

Ligera Variación

Bicocción

Digital

MATCHING FLOOR TILES IN FLOOR TILE CATALOGUE
PAVIMENTO COORDINADO EN EL CATÁLOGO FLOOR TILES




Art White
20x20 cm
7,9"x7,9"



Art Corner
2x20cm
G-130



Vanguard Mix
20x20 cm
7,9"x7,9"



Pop White
20x20 cm
7,9"x7,9"



Pop White Corner
2x20 cm
G-130



Pop Black
20x20 cm
G-430



Vanguard Plus
20x20 cm
7,9"x7,9"




Vanguard System
20x20 cm
7,9"x7,9"




Vanguard Cube
20x20 cm
7,9"x7,9"



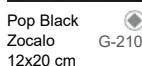
Vanguard Rise
20x20 cm
7,9"x7,9"



Pop Black Lista
2x20 cm
G-40



Pop Black Lista
2x20 cm
G-40




Pop Black
Zocalo
12x20 cm
G-210

Matching floor tiles / Pavimento coordinado



Vanguard Plus / System / Mix / Cube / Rise Natural_Neutral Blanco / Negro Natural
29,75x29,75 cm - 11,71"x11,71"

G-3286



Sincro Blanco / Negro
31,6x31,6 - 12,44"x12,44"

Series	Format&Thickness	Unit	Boxes/Pallet	m ² /Pallet	m ² /Box	Pieces/Box	Kg/Pallet	Kg/Box
Vanguard	20x20x0,85 cm	m ²	100	100,00	1,00	25,00	1278,5	12,65
Pop / Art	20x20x0,65 cm	m ²	100	100,00	1,00	25,00	1278,5	12,65
Pop / Art Ang-Lista	2x2 cm	pz	240	2,40	0,010	25,00	136,88	0,512
Pop / Art Bord	5x20 cm	pz	48	15,36	0,320	32,00	326,77	6,516
Pop / Art Zocalo	12x20 cm	pz	75	28,80	0,38	86	719	9,39



Wall: Vanguard System 20x20 cm Floor: Neutral Blanco Natural 29,75x29,75 cm

VILARO

White Body

Slight Variation

Double Firing

Digital

Pasta Blanca

Ligera Variación

Bicoccción

Digital

MATCHING FLOOR TILES IN FLOOR TILE CATALOGUE
PAVIMENTO COORDINADO EN EL CATÁLOGO FLOOR TILES



Vilaro Carrara
25,2 x 75,9 cm - 9,88"x29,76"



Vilaro Breccia
25,2 x 75,9 cm - 9,88"x29,76"



Vilaro Carrara Leaf
25,2 x 75,9 cm - 9,88"x29,76"



Vilaro Breccia Leaf
25,2 x 75,9 cm - 9,88"x29,76"



Vilaro Pulpis
25,2 x 75,9 cm - 9,88"x29,76"



Vilaro Ornato
25,2 x 75,9 cm - 9,88"x29,76"



Vilaro Pulpis Leaf
25,2 x 75,9 cm - 9,88"x29,76"



Alloy Lista
1,5 x 75,9 cm



Finir Gold_Silver_Copper Lista
1 x 75,9 cm



Leaf Gold Lista
2,3 x 75,9 cm



Leaf Silver Lista
2,3 x 75,9 cm




Matching floor tiles / Pavimento coordinado



Vilaro Carrara / Breccia / Pulpis Natural
31,6x59,2 cm - 12,44"x23,31"



Matching PVD tiles / PVD coordinado



Polar Gold_Silver Leaf
25,2x75,9 cm - 9,92"x29,88"



Polar Copper Leaf
25,2x75,9 cm - 9,92"x29,88"



Series	Format&Thickness	Unit	Boxes/Pallet	m ² /Pallet	m ² /Box	Pieces/Box	Kg/Pallet	Kg/Box
Vilaro	25,2x75,9x0,97 cm	m ²	45	60,30	1,34	7	1049	24,76
Vilaro Leaf	25,2x75,9x0,97 cm	m ²	45	60,30	1,34	7	999	24,76
Vilaro Ornato	25,2x75,9x0,97 cm	m ²	45	60,30	1,34	7	1050	24,76
Polar Gold/Silver/Copper Leaf	25,2x75,9x0,97 cm	pz	13	12,41	1,34	7	322	23,70
Leaf Gold/Silver Lista	2,3x75,9 cm	pz	40	9,76	0,24	14	219	5,12
Alloy Lista	1,5x75,9 cm	pz	40	51	1,28	112	439	10,62
Finir Lista	1x75,9 cm	pz	40	8,16	0,20	27	190	4,41

WIND

Slight Variation

Double Firing

Digital

Ligera Variación

Bicocción

Digital



Wind Ivory
31,6x59,2 cm - 12,4"x23,3"

G-550



Wind Beige
31,6x59,2 cm - 12,4"x23,3"

G-550



Wolf Cenefa
6x31,6 cm G-290



Wolf Moldura
3x31,6 cm G-240



Special product: Due to hand-manufactured process the caliber and tonality of these borders could vary from one to other. Clean only using neutral PH products. Do not merge pieces from different lots.

Producto especial: Este material se fabrica artesanalmente, por lo que pueden existir pequeñas variaciones en el calibre o en el tono. Usar para la limpieza únicamente productos con PH neutro. No mezclar piezas de diferentes lotes.



Wind Ivory Acoustic
31,6x59,2 cm - 12,4"x23,3"

G-550



Wind Beige Acoustic
31,6x59,2 cm - 12,4"x23,3"

G-550



Wind Moldura
3x59,2 cm

G-266



Niebla Hielo Lista
1,5x59,2 cm

G-290



Demeter Lista
1,5x59,2 cm

G-130



Niebla Negro Lista
1,5x59,2 cm

G-290



Natural Stone: Due to hand-manufactured process the caliber, tonality and texture of these borders could vary from one to other. Clean only using neutral PH products.

Piedra Natural: Este material se fabrica artesanalmente, por lo que pueden existir variaciones en las vetas, calibre o tono. Usar para la limpieza únicamente productos con PH neutro.

Matching floor tiles / Pavimento coordinado




Tide Ivory / Beige PEI-IV
42,6x42,6 cm

G-890

Series	Format&Thickness	Unit	Boxes/Pallet	m ² /Pallet	m ² /Box	Pieces/Box	Kg/Pallet	Kg/Box
Wind / Wind Acoustic	31,6x59,2x1 cm	m ²	48	45,12	0,94	5	865	17,73
Wind Moldura	3x59,2 cm	pz	48	8,54	0,18	10	439,22	8,86
Wolf Cenefa	6x31,6 cm	pz	36	19,12	0,53	28	445,89	12
Wolf Moldura	3x31,6 cm	pz	36	16,02	0,44	48	337,75	9
Niebla Lista	1,5X59,2 cm	pz	96	10,27	0,10	10	228	2,22
Demeter Lista	1X59,2 cm	pz	96	39,74	0,41	70	400	4,02

VICTORIAN





Wall: Victorian White_White Nova_Gold Nova 44,63x119,3 cm-Luxor Ilusion White Pulido Mos. 5x5-Attila Grey Natural 99,55x99,55 cm
Floor: Attila Grey Natural 99,55x99,55 cm-Luxor Ilusion White Pulido Mos. 5x5

VICTORIAN

White Body

Rectified

Double Firing

Slight Variation

Digital

0,78 cm Thickness

Pasta Blanca


Rectificado

Bicocción

Ligera Variación

Digital

0,78 cm Espesor



Victorian White
44,63x119,3 cm - 17,57"x46,97"

G-3234



Victorian White
Mosaico 2,5x2,5
29,75x29,75 cm -
11,71"x11,71"

G-3756



Victorian White Nova
44,63x119,3 cm - 17,57"x46,97"

G-3264



Victorian Yellow Nova
44,63x119,3 cm - 17,57"x46,97"

G-3264



*Side View Corner/
Perfil Corner

Victorian Corner 45
1,5x44,63 cm -
0,59"x17,57"

G-2115



Victorian Green Nova
44,63x119,3 cm - 17,57"x46,97"

G-3264

Victorian Corner is available in all colours of collection
Victorian Corner está disponible en todos los colores de la colección

CONTENT OF RECYCLED MATERIAL
CONTENIDO DE MATERIAL RECICLADO

60%

Series	Format&Thickness	Unit	Boxes/Pallet	m ² /Pallet	m ² /Box	Pieces/Box	Kg/Pallet	Kg/Box
Victorian	44,63x119,3x0,78 cm	m ²	24	51,11	2,13	4	800	31,48
Victorian Nova	44,63x119,3x0,78 cm	m ²	24	38,33	1,60	3	650	26,48
Victorian Mosaico	29,75x29,75 cm	m ²	36	28,7	0,8	9	400	10,2
Victorian Corner	1,5x44,63 cm	pz	36	2,412	0,067	10	91	1,9
Altair Lista	1x119,3 cm	pz	15	5,37	0,358	30	106	5,50
Strato Lista	1x119,3 cm	pz	15	18,615	1,241	104	203	12,00
Eclectic	20,2x25 cm	pz	32	9,69	0,303	6	193	5,302



Victorian Gold Nova
44,63x119,3 cm - 17,57"x46,97"

G-3298



Victorian Silver Nova
44,63x119,3 cm - 17,57"x46,97"

G-3298



Victorian Cherry Nova
44,63x119,3 cm - 17,57"x46,97"

G-3298



Altair Gold - Silver Lista
1x119,3 cm - 0,39"x46,97"

G-2131



Strato Plata Mate Lista
1x119,3 cm - 0,39"x46,97"

G-2087



Eclectic Gold
20,2x25 cm - 7,95"x9,84"


G-2303



Eclectic Silver
20,2x25 cm - 7,95"x9,84"

G-2303

Matching floor tiles / Pavimento coordinado



Metallic White / Grey Natural

99,55x99,55 cm - 39,19"x39,19"

G-3268

49,75x99,55 cm - 19,59"x39,19"

G-3162

59,55x59,55 cm - 23,45"x23,45"

G-3146



Metallic Green / Brown Natural

99,55x99,55 cm - 39,19"x39,19"

G-3284

49,75x99,55 cm - 19,59"x39,19"

G-3186

59,55x59,55 cm - 23,45"x23,45"

G-3162



Attila Natural

99,55x99,55 cm - 39,19"x39,19"

G-3268

49,75x99,55 cm - 19,59"x39,19"

G-3162

59,55x59,55 cm - 23,45"x23,45"

G-3146



Norway Natural


16x99,55 cm - 6,3"x39,19"

G-3170


WHITES

Uniform Appearance


Aspecto Uniforme




Pop White
20x20 cm - 7,9"x7,9"
G-410




Art White
20x20 cm - 7,9"x7,9"
G-410




Summer Blanco
20x40 cm - 7,9"x15,75"
G-450




Holiday Blanco
20x40 cm - 7,9"x15,75"
G-420




Valira Blanco
20x59,2 cm - 7,9"x23,3"
G-490




Arinsal Blanco
20x59,2 cm - 7,9"x23,3"
G-490




Stripes Blanco
20x59,2 cm - 7,9"x23,3"
G-490




Crayon White
20,2x59,5 cm - 7,95"x23,44"
G-511




Solid Blanco
25,1x75,6 cm - 9,9"x29,76"
G-540




Zero Blanco
25,1x75,6 cm - 9,9"x29,76"
G-540



Polar Blanco
25,2x75,9 cm - 9,9"x29,88"
G-541

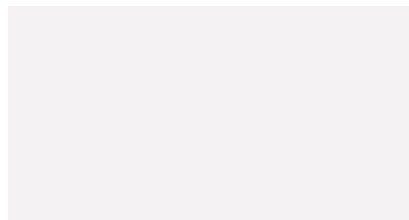


Architrave White
29,75x59,55 cm - 17,57"x23,45"
G-3140

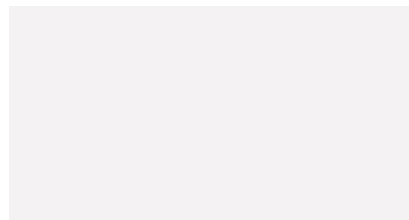


Arctic White
29,75x59,55 cm - 17,57"x23,45"
G-3140


Series	Format&Thickness	Unit	Boxes/Pallet	m ² /Pallet	m ² /Box	Pieces/Box	Kg/Pallet	Kg/Box
Markham / Montblanc	44,63x119,3x0,78 cm	m ²	24	51,11	2,13	4	800	31,48
Glimpse / Glacier	29,75x99,5x0,74 cm	m ²	44	783	1,78	6	1100	24,61
Silken / Shine	31,6x59,2x1 cm	m ²	44	52,80	1,20	4	1117	25,06
Neutral / Nordic	29,75x89,46x0,74 cm	m ²	40	63,880	1,597	6	900	23,32
Cerler / Baqueira	31,6x59,2x1 cm	m ²	48	45,12	0,94	5	866	17,75
Architrave / Artic	29,75x59,55x0,74 cm	m ²	40	49,60	1,240	7	730	10,04
Solid / Zero	25,1x75,6 cm	m ²	45	59,85	1,33	7	1148	25,11
Polar	25,2x75,9x0,97	m ²	45	60,30	1,34	7	1049	23,05
Stripes / Crayon / Valira / Arinsal	20x59,2x0,95 cm	m ²	64	68,48	1,07	9	1269	19,61
Summer / Holiday	20x40x0,85 cm	m ²	64	61,44	0,96	12	1003	15,45
Art / Pop	20x20 cm	m ²	100	100	1	25	1278	12,65




Cerler Blanco
31,6x59,2 cm - 12,4"x23,3"



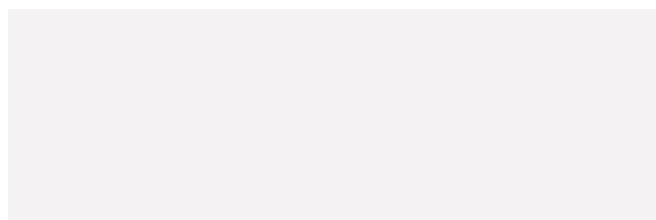
Baqueira
31,6x59,2 cm - 12,4"x23,3"



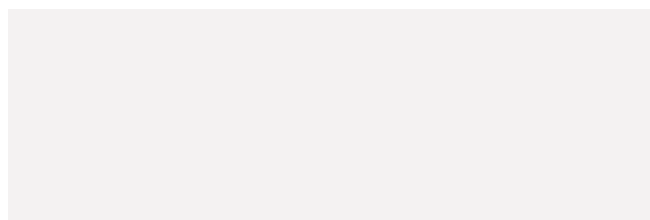
Neutral Blanco
29,75x89,46 cm - 11,71"x35,22"




Nordic Blanco
29,75x89,46 cm - 11,71"x35,22"




Silken White
31,6x95,3 cm - 12,44"x37,52"




Shine White
31,6x95,3 cm - 12,44"x37,52"




Glimpse White
29,75x99,55 cm - 11,71"x39,19"



Glaciar White
29,75x99,55 cm - 11,71"x39,19"



Markham White
44,63x119,3 cm - 17,57"x46,97"



Montblanc White
44,63x119,3 cm - 17,57"x46,97"



ZENITH

Slight Variation

Double Firing

Ligera Variación


Bicocción

MATCHING FLOOR TILES IN FLOOR TILE CATALOGUE
PAVIMENTO COORDINADO EN EL CATÁLOGO FLOOR TILES



Zenith Ivory
25,1x75,6 cm - 9,9"x29,76"

G-540



Zenith Ivory
Mosaico 2,5x2,5
29,75x29,75 cm -
11,71"x11,71"

G-618




Zenith Beige
25,1x75,6 cm - 9,9"x29,76"

G-540




Zenith Beige Check
25,1x75,6 cm - 9,9"x29,76"

G-550



Zenith Beige
Mosaico 2,5x2,5
29,75x29,75 cm - 11,71"x11,71"

G-618




Zenith Grey
25,1x75,6 cm - 9,9"x29,76"

G-540



Zenith Grey Check
25,1x75,6 cm - 9,9"x29,76"

G-550



Zenith Grey
Mosaico 2,5x2,5
29,75x29,75 cm - 11,71"x11,71"

G-618



Fruit Decor A-B
25,1x75,6 cm - 9,9"x29,76"

G-356



Rubic Ivory Mos. 5x5
25x25

G-350



Rubic Grey Mos. 5x5
25x25

G-350




Natural Stone: Due to hand-manufactured process the caliber, tonality and texture of these borders could vary from one to other. Clean only using neutral PH products.
Do not mix pieces from different lots.

Piedra Natural: Este material se fabrica artesanalmente, por lo que pueden existir variaciones en las vetas, calibre o tono. Usar para su limpieza únicamente productos con PH neutro.
No mezclar piezas de diferentes lotes.



Matching floor tiles / Pavimento coordinado



Zenith Ivory / Beige / Grey Natural
59,55x59,55 cm - 23,45"x23,45"

G-3132

Matching PVD tiles / PVD coordinado



Solid Gold_Silver Check
25,1x75,6 cm - 9,88"x29,76"

G-357



Central Gold Lista
1,5x75,6 cm

G-310



Central Silver Lista
1,5x75,6 cm

G-310



Rubic Ivory Cf.
25x25

G-250



Rubic Grey Cf.
5x25

G-250



Check Silver Lista
6x25,1 cm

G-320



Check Gold Lista
6x25,1 cm

G-320

Series	Format&Thickness	Unit	Boxes/Pallet	m ² /Pallet	m ² /Box	Pieces/Box	Kg/Pallet	Kg/Box
Zenith	25'1x75'6x1 cm	m ²	45	59,850	1,330	7	1099	24,11
Zenith Check	25'1x75'6x1 cm	m ²	45	59,850	1,330	7	1019	23,25
Zenith Mosaico 2,5x2,5	29'75x29'75 cm	m ²	36	22,32	0,62	7	374	9,99
Fruit Decor A, B	25'1x75'6 cm	pz	26	34,580	1,330	7	654	25,17
Rubic Mos. 5x5	25x25 cm	pz	36	13,50	0,38	6	482	13,02
Rubic Cenefa	5x25 cm	pz	64	9,60	0,15	12	347	5,198
Check Lista	6x3'16 cm	pz	64	9,66	0,15	10	219	3,198
Solid Gold/Silver Check	25'1x75'6x1 cm	pz	13	17,26	1,32	7	319	23,498
Central Lista	1,5x75,6 cm	pz	40	6,360	0,159	14	150	3,41


ZERO - ACCES

Uniform Appearance

Double Firing


Aspecto Uniforme

Bicocción



Zero Blanco
25,1x75,6 cm - 9,9"x29,76"

G-540



Acces Black
25,1x75,6 cm - 9,9"x29,76"

G-550



Acces Corner-25*
2x25,1 cm

G-130

*available in all colours of collection.
*disponibles en todos los colores de la colección



Zero Red
25,1x75,6 cm - 9,9"x29,76"

G-595




Zero Blue
25,1x75,6 cm - 9,9"x29,76"

G-550




Acces Gold Sysmic
25,1x75,6 cm - 9,9"x29,76"

G-357



Acces Black Mosaico
Decor 2,5x2,5
29,75x29,75 cm

G-619



Acces Lime Mosaico
Decor 2,5x2,5
29,75x29,75 cm

G-619




Sysmic Gold Lista
2,3x75,6 cm - 0,90"x29,76"

G-320




Acces Silver Sysmic
25,1x75,6 cm - 9,9"x29,76"

G-357



Acces Red Mosaico
Decor 2,5x2,5
29,75x29,75 cm

G-619



Acces Blue Mosaico
Decor 2,5x2,5
29,75x29,75 cm

G-619



Sysmic Silver Lista
2,3x75,6 cm - 0,90"x29,76"

G-320

Matching floor tiles / Pavimento coordinado



Primary White / Blue / Lime / Red / black Natural
29,75x29,75 cm - 11,71"x11,71"

G-3142

* Matching floor tiles. We recommend to lay this product with a 2 mm grout.

Pavimento de igualación. Se recomienda colocar este producto con una junta de separación de 2 mm.

Series	Format&Thickness	Unit	Boxes/Pallet	m ² /Pallet	m ² /Box	Pieces/Box	Kg/Pallet	Kg/Box
Acces - Zero	25,1x75,6x1 cm	m ²	45	59,850	1,330	7	1,144	25,11
Acces Corner	2x25,1	pz	48	11,57	0,241	48	215	3,95
Acces Decor Mos. 2,5x2,5	29,75x29,75 cm	m ²	36	22,82	0,62	7	374	10,005
Acces Gold/Silver Sysmic	25,1x75,6x1 cm	pz	13	19,734	1,518	8	369	29,07
Primary Natural	29,75x29,75x1 cm	m ²	72	50,112	0,696	8	1,124	15,42

PVD COLLECTIONS | COLECCIONES PVD


29,75X59,55 CM - 17,57"X35,22"

ARCHITRAVE | ARTIC



31,6X95,3 CM - 12,44"X37,52"

SILKEN | SHINE




25,1X75,6 CM - 9,9"X29,76"

SOLID




25,2X75,9 CM - 17,57"X29,88"


POLAR | PYRUS



Polar Gold Model



Polar Silver Model



Polar Copper Model



Polar Gold Tuck




Polar Silver Tuck



Polar Copper Tuck




Polar Gold Leaf




Polar Silver Leaf




Polar Copper Leaf




Pyrus Gold Frame



Pyrus Silver Frame



Pyrus Gold Lux



Pyrus Silver Lux




Wall: Neutral Gold Soho 29,75x89,46 cm_Omega Gold 89,46x89,46cm


Floor: Vilaro Breccia 31,6x59,2 cm

29,75X89,46 CM - 17,71"X35,22"

NEUTRAL | NORDIC




Neutral
Gold Rigato



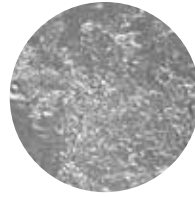
Neutral
Silver Rigato




Neutral
Copper Rigato



Neutral
Gold Mud




Neutral
Silver Mud



Neutral
Copper Mud



Neutral
Gold Rhombus




Neutral
Silver Rhombus



Neutral
Copper Rhombus



Neutral
Gold Curve



Neutral
Silver Curve



Neutral
Copper Curve




Nordic
Gold Capture




Nordic
Silver Capture



Nordic
Copper Capture



Nordic
Gold Arm




Nordic
Silver Arm



Nordic
Copper Arm




Neutral
Gold Effect



Neutral
Silver Effect




Nordic
Gold Effect




Nordic
Silver Effect




Neutral
Gold Guiza




Neutral
Silver Guiza



Nordic
Gold Guiza



Nordic
Silver Guiza



Neutral
Gold Five



Neutral
Silver Five




Nordic
Gold Shell



Nordic
Silver Shell



Neutral
Gold Noise



Neutral
Silver Noise



Neutral
Gold Soho



Neutral
Silver Soho



29,75X99,55 CM - 11,71"X39,19"

GLIMPSE | GLACIAR



Glimpse Gold Beat



G-349



Glimpse Silver Beat



G-349



Glimpse Gold Crette



G-349



Glimpse Silver Crette



G-349



Glimpse Gold Groove




G-349



Glimpse Silver Groove



G-349



Glimpse Gold Mexuar




G-349



Glimpse Silver Mexuar




G-349



Glimpse Gold Atomic



G-349



Glimpse Silver Atomic




G-349



Glacier Gold Atomic



G-349



Glacier Silver Atomic



G-349



Glimpse Gold Wave




G-349



Glimpse Silver Wave




G-349



Glacier Gold Wave



G-349



Glacier Silver Wave




G-349



Glimpse Gold Gilt




G-349



Glimpse Silver Gilt




G-349



Glacier Gold Gilt



G-349



Glacier Silver Gilt



G-349



Glimpse Gold Box




G-349



Glimpse Silver Box



G-349



Glacier Gold Box



G-349



Glacier Silver Box



G-349



Glimpse Gold Arc



G-349



Glimpse Silver Arc



G-349



Glacier Gold Arc



G-349



Glacier Silver Arc



G-349

44,63X119,3 CM - 17,57"X46,97"

MARKHAM | MONTBLANC



Montblanc Gold Nova



Montblanc Silver Nova



Montblanc Gold Diva




Montblanc Silver Diva



Markham Gold Shade



Markham Silver Shade




Montblanc Gold Shade




Montblanc Silver Shade




Markham Gold Surf



Markham Silver Surf



Montblanc Gold Surf



Montblanc Silver Surf



Markham Gold Fizz




Markham Silver Fizz




Montblanc Gold Fizz




Montblanc Silver Fizz




Markham Gold Square



Markham Silver Square



Montblanc Gold Square



Montblanc Silver Square



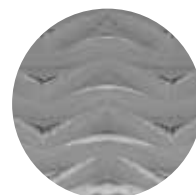
Markham Gold Forbo




Markham Silver Forbo




Montblanc Gold Forbo




Montblanc Silver Forbo




Markham Gold Teide



Markham Silver Teide



Montblanc Gold Teide



Montblanc Silver Teide



MOSAICS & BATH SET | MOSAICOS & EQUIPAMIENTO DE BAÑO

INDEX | ÍNDICE

CERAMIC MOSAICS MOSAICOS CERÁMICOS	322
GLASS MOSAICS MOSAICOS DE CRISTAL	322
METAL MOSAICS MOSAICOS DE METAL	323
NATURAL STONE MOSAICS MOSAICOS DE PIEDRA NATURAL	325
BASINS LAVABOS	326
BATHTUBS BAÑERAS	327
SHOWER TRAYS PLATOS DE DUCHA	327

CERAMIC MOSAICS | MOSAICOS CERÁMICOS



Royal White G-3722
27,8x25 cm aprox. - 10,94"x9,84" aprox.



Royal Black G-3722
27,8x25 cm aprox. - 10,94"x9,84" aprox.

* Recommended only for wall use / Recomendado únicamente para revestimiento.


GLASS MOSAICS | MOSAICOS DE CRISTAL



Center White G-3961
30x30 cm aprox. - 11,71"x11,71" aprox.




Center Multicolor G-3961
30x30 cm aprox. - 11,71"x11,71" aprox.




Center Black G-3961
30x30 cm aprox. - 11,71"x11,71" aprox.




Daily Aqua G-3786
31x31 cm aprox. - 12,20"x12,20" aprox.



Daily Graphite G-3786
31x31 cm aprox. - 12,20"x12,20" aprox.




Daily Multicolor G-3786
31x31 cm aprox. - 12,20"x12,20" aprox.



Doce Ice G-3914
31x31 cm aprox. - 12,20"x12,20" aprox.



Skin Nacar G-3958
31,8x31,8 cm aprox. - 12,52"x12,52" aprox.



Skin Grey G-3958
31,8x31,8 cm aprox. - 12,52"x12,52" aprox.



Eliptic Black G-3722
28x29 cm aprox. - 11,02"x11,42" aprox.



Ozono Oval White G-3680
30,5x30,5 cm aprox. - 12,00"x12,00" aprox.



Ozono Oval Black G-3680
30,5x30,5 cm aprox. - 12,00"x12,00" aprox.



Ozono Square Black G-3722
32,7x32,7 cm aprox. - 12,87"x12,87" aprox.




Ozono Square Black Cenefa G-2053
2,7x32,70 cm aprox. - 1,06"x12,87" aprox.


METAL MOSAICS | MOSAICOS DE METAL




Eiffel Inox G-3961
31x23,4 cm aprox. - 12,20"x9,21" aprox.



Nitro Inox G-3958
29x31,6 cm aprox. - 11,42"x12,44" aprox.



Rem Ice G-3960
28,8x29,8 cm aprox. - 11,34"x11,73" aprox.



Tram Copper G-3988
30,5x30,5 cm aprox. - 12,00"x12,00" aprox.



Nitro Inox Cenefa G-2100
4x31,6 cm aprox. - 1,57"x12,44" aprox.

Series	Format	Thickness	Boxes/Pallet	Pieces/Box	Kg/Piece
Center Black	30x30 cm aprox.	± 0,8 cm aprox.	72	10	0,95
Center Multicolor	30x30 cm aprox.	± 0,8 cm aprox.	72	10	0,95
Center White	30x30 cm aprox.	± 0,8 cm aprox.	72	10	0,95
Daily Aqua	31x31 cm aprox.	± 0,8 cm aprox.	72	10	1,68
Daily Brown	31x31 cm aprox.	± 0,8 cm aprox.	72	10	1,68
Daily Graphite	31x31 cm aprox.	± 0,8 cm aprox.	72	10	1,68
Daily Multicolor	31x31 cm aprox.	± 0,8 cm aprox.	72	10	1,68
Doce Ice	31x31 cm aprox.	± 0,8 cm aprox.	72	10	1,68
Eliptic Black	28x29 cm aprox.	± 0,8 cm aprox.	72	11	1,36
Ozono Oval Black	30,5x30,5 cm aprox.	± 1 cm aprox.	72	10	1,28
Ozono Oval White	30,5x30,5 cm aprox.	± 1 cm aprox.	72	10	1,28
Ozono Square Black	32,7x32,7 cm aprox.	± 1,2 cm aprox.	72	7	2,66
Ozono Square Black Cenefa	2,7x32,7 cm aprox.	± 1,2 cm aprox.	52	40	0,22
Royal White	27,8x25 cm aprox.	± 0,8 cm aprox.	72	10	0,86
Royal Black	27,8x25 cm aprox.	± 0,8 cm aprox.	72	10	0,86
Skin Grey	31,8x31,8 cm aprox.	± 0,25 cm aprox.	72	20	0,46
Skin Nacar	31,8x31,8 cm aprox.	± 0,25 cm aprox.	72	20	0,46
Eiffel Inox	31x23,4 cm aprox.	± 0,8 cm aprox.	72	10	1,08
Nitro Inox	30x30 cm aprox.	± 0,8 cm aprox.	81	11	1,06
Nitro Inox Cenefa	4x30 cm aprox.	± 0,8 cm aprox.	52	48	0,14
Rem Ice	28,8x29,8 cm aprox.	± 0,8 cm aprox.	64	11	1,22
Tram Copper	30,5x30,5 cm aprox.	± 0,8 cm aprox.	72	10	1,54


NATURAL STONE MOSAICS | MOSAICOS DE PIEDRA NATURAL



Astro Grey G-3944
30x30 cm aprox. - 11,71"x11,71" aprox.



Astro Black G-3944
30x30 cm aprox. - 11,71"x11,71" aprox.



Astro Yellow G-3944
30x30 cm aprox. - 11,71"x11,71" aprox.



Cassini Grey G-3964
30x30 cm aprox. - 11,71"x11,71" aprox.



Faun White G-3590
30x30 cm aprox. - 11,81"x11,81" aprox.



Faun Black G-3590
30x30 cm aprox. - 11,81"x11,81" aprox.



Faun Rosso G-3638
30x30 cm aprox. - 11,81"x11,81" aprox.



Faun Ivory G-3590
30x30 cm aprox. - 11,81"x11,81" aprox.




Motion Brown G-3590
30,5x30,5 cm aprox. - 12,00"x12,00" aprox.



Motion Yellow G-3590
30,5x30,5 cm aprox. - 12,00"x12,00" aprox.



Motion Grey G-3590
30,5x30,5 cm aprox. - 12,00"x12,00" aprox.



Motion Small White G-3680
30,5x30,5 cm aprox. - 12,00"x12,00" aprox.

↑ irregular size



Motion Multicolor G-3590
30,5x30,5 cm aprox. - 12,00"x12,00" aprox.



Motion Small Multicolor G-3680
30,5x30,5 cm aprox. - 12,00"x12,00" aprox.



Motion Small Grey G-3680
30,5x30,5 cm aprox. - 12,00"x12,00" aprox.



Motion White G-3590
30,5x30,5 cm aprox. - 12,00"x12,00" aprox.


↑ irregular size



Motion Side Brown G-3680
30,5x30,5 cm aprox. - 12,00"x12,00" aprox.



Motion Side Yellow G-3680
30,5x30,5 cm aprox. - 12,00"x12,00" aprox.



Context Yellow G-3700
30,5x30,5 cm aprox. - 12,00"x12,00" aprox.



Roll White G-3944
30,5x30,5 cm aprox. - 12,2"x12,2" aprox.




Pole Mix G-3914
31x31 cm aprox. - 12,20"x12,20" aprox.




Radical Black G-3892
30x30 cm aprox. - 11,71"x11,71" aprox.



Radical Grey G-3892
30x30 cm aprox. - 11,71"x11,71" aprox.



Roll Vison G-3944
30,5x30,5 cm aprox. - 12,2"x12,2" aprox.



Context Black G-3700
30,5x30,5 cm aprox. - 12,00"x12,00" aprox.

Radical Black Cenefa G-2100
4,5x30 cm aprox. - 1,77"x11,71" aprox.

Radical Grey Cenefa G-2100
4,5x30 cm aprox. - 1,77"x11,71" aprox.



Wall: Radical Grey 30x30cm

Series	Format	Thickness	Boxes/Pallet	Pieces/Box	Kg/Piece
Astro Yellow	30x30 cm aprox.	± 0,7 cm aprox.	81	11	1,62
Astro Grey	30x30 cm aprox.	± 0,7 cm aprox.	81	11	1,62
Astro Black	30x30 cm aprox.	± 0,7 cm aprox.	81	11	1,62
Cassini Grey	30x30 cm aprox.	± 0,7 cm aprox.	81	11	1,62
Context Yellow	30,5x30,5 cm aprox.	± 0,8 cm aprox.	81	11	1,54
Context Black	30,5x30,5 cm aprox.	± 0,8 cm aprox.	81	11	1,54
Faun White	30x30 cm aprox.	± 0,7 cm aprox.	54	15	1,34
Faun Ivory	30x30 cm aprox.	± 0,7 cm aprox.	54	15	1,34
Faun Rosso	30x30 cm aprox.	± 0,7 cm aprox.	54	15	1,34
Faun Black	30x30 cm aprox.	± 0,7 cm aprox.	54	15	1,62
Motion White	30,5x30,5 cm aprox.	± 1 - 2,2 cm aprox.	81	6	3,12
Motion Yellow	30,5x30,5 cm aprox.	± 0,8 - 1,5 cm aprox.	54	7	1,8
Motion Brown	30,5x30,5 cm aprox.	± 1 - 2,2 cm aprox.	54	7	2,2
Motion Multicolor	30,5x30,5 cm aprox.	± 0,8 - 1,5 cm aprox.	54	7	1,83
Motion Grey	30,5x30,5 cm aprox.	± 1 - 2,2 cm aprox.	81	6	3,00
Motion Black	30,5x30,5 cm aprox.	± 1 - 2,2 cm aprox.	81	6	3,00
Motion Side Yellow	30,5x30,5 cm aprox.	± 1,8 - 3 cm aprox.	54	4	3,00
Motion Side Brown	30,5x30,5 cm aprox.	± 1,8 - 3 cm aprox.	54	4	3,00
Motion Small White	30,5x30,5 cm aprox.	± 0,4 - 1,5 cm aprox.	54	8	1,25
Motion Small Grey	30,5x30,5 cm aprox.	± 0,4 - 1,5 cm aprox.	54	8	1,25
Motion Small Multicolor	30,5x30,5 cm aprox.	± 0,4 - 1,5 cm aprox.	54	8	1,25
Pole Mix	31x31 cm aprox.	± 0,7 - 1,4 cm aprox.	81	10	1,62
Radical Grey	30x30 cm aprox.	± 0,8 cm aprox.	54	15	1,21
Radical Grey Cenefa	4,5x30 cm aprox.	± 0,8 cm aprox.	52	45	0,18
Radical Black	30x30 cm aprox.	± 0,8 cm aprox.	54	15	1,21
Radical Black Cenefa	4,5x30 cm aprox.	± 0,8 cm aprox.	52	45	0,18
Roll Vison	30,5x30,5 cm aprox.	± 1,7 cm aprox.	72	5	3,25
Roll White	30,5x30,5 cm aprox.	± 1,7 cm aprox.	72	5	3,25

BASINS | LAVABOS



Topic Carrara

G-2885



Glory Ivory

G-2885



Bowl Carrara

G-2845



Bowl Crema Marfil

G-2867



Concept

G-2911



Bowl Onix

G-2933



Bowl Iris

G-2901



Bowl Crema Moka

G-2867



Bowl Emperador

G-2845



Four Negro Marquina

G-2845



Born

G-2911



Chic

G-2943



Thai Negro

G-2911

Name / Nombre	Sink Size / Tamaño	Gross Weight /Peso Bruto
Anima Bianco	180x90x60 cm	915 kg
Anima Ivory	180x90x60 cm	922 kg
Anima Marquina	180x90x60 cm	885 kg
Born	55x38x15 cm	24 kg
Bowl Carrara	42x14 cm	14 kg
Bowl Crema Marfil	42x14 cm	14 kg
Bowl Crema Moka	42x14 cm	13 kg
Bowl Emperador	42x14 cm	14 kg
Bowl Iris	42x14 cm	14 kg
Bowl Negro Marquina	42x14 cm	14 kg
Bowl Onix	42x14 cm	14 kg
Chic	60x45x14 cm	73 kg
Concept	50x50x10 cm	38 kg
Enjoy Bianco	90x90x6 cm	92,5 kg
Enjoy Ivory	90x90x6 cm	92,5 kg
Enjoy Marquina	90x90x6 cm	92,5 kg
Four Carrara	42x14 cm	11 kg
Four Negro Marquina	42x14 cm	11,5 kg
Glory Ivory	42x14 cm	20 kg
Solaris	40x15 cm	18 kg
Thai Negro	45x40x12 cm	24 kg
Topic Carrara	42x18 cm	16 kg

BATHTUBS | BAÑERAS SHOWER TRAY | PLATOS DE DUCHA



Anima Bianco

G-2984



Enjoy Bianco

G-2923



Anima Ivory

G-2988



Enjoy Ivory

G-2937



Anima Marquina

G-2981



Enjoy Marquina

G-2923

TECHNICAL INFORMATION | INFORMACIÓN TÉCNICA

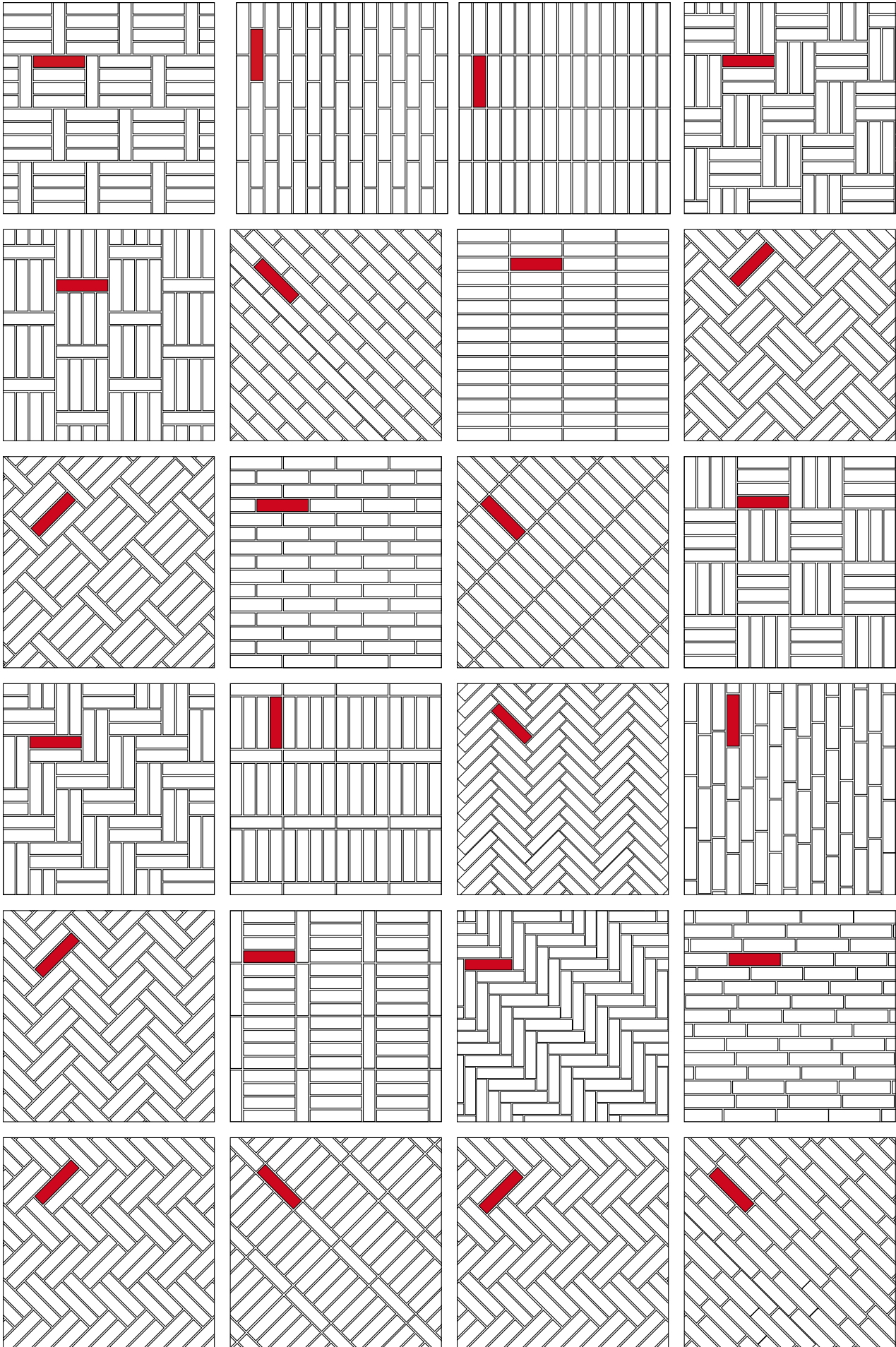
INDEX | ÍNDICE

TECHNICAL INFORMATION INFORMACIÓN TÉCNICA	326
TILING PROPOSALS PROPUESTAS DE COLOCACIÓN	328
TECHNICAL CHARACTERISTICS CARACTERÍSTICAS TÉCNICAS	329
INSTALLATION GUIDELINES CONSEJOS DE COLOCACIÓN	330
CLEANING GUIDELINES CONSEJOS DE LIMPIEZA	331
GUIDELINES FOR INSTALLATION AND CLEANING MOSAICS CONSEJOS DE COLOCACIÓN Y LIMPIEZA DE MOSAICOS	332
PVD GUIDELINES GUIA PVD	333
LABORATORY TESTS CERTIFICADOS DE LABORATORIO	334
ECOLOGICAL BALANCE EQUILIBRIO ECOLÓGICO	335















Wall: Joliet Blue 7,4x29,75 cm

TILING PROPOSALS | PROPUESTAS DE COLOCACIÓN



TECHNICAL CHARACTERISTICS | CARACTERÍSTICAS TÉCNICAS





CERAMICS | CERÁMICA

TECHNICAL CHARACTERISTICS CARACTERÍSTICAS TÉCNICAS/		STANDARD TEST METHOD MÉTODO DE ENSAYO	WALL TILES (GRUPO B III) Sin espaciador
	Length and width / Longitud y anchura	ISO 10545-2	± 0,5% ± 2,00 mm
	Rectangularity / Ortogonalidad	ISO 10545-2	± 0,5% ± 2,00 mm
	Straightness of sides / Rectitud de lados	ISO 10545-2	± 0,3% ± 1,5 mm
	Surface flatness / Planitud	ISO 10545-2	a) +0,5 % -0,3% ± 2,00 mm -1,5 mm * b) +0,5 % -0,3% ± 2,00 mm -1,5 mm c) ± 0,5% ± 0,5 mm
	Thickness / Espesor	ISO 10545-2	± 10% ± 0,5 mm
PHYSICAL PROPERTIES PROPIEDADES FÍSICAS			
	Water Absorption / Absorción de agua	ISO 10545-3	≥ 10%
	Breaking Strength, in N / Carga de rotura, en N	ISO 10545-4	Espesor ≥ 7,5 : Min. 600 Espesor < 7,5 : Min. 200
	Modulus of Rupture, N/mm2 / Resistencia a la flexión N/mm2	ISO 10545-4	Espesor ≥ 7,5 : Min. 15 N/mm2 Espesor < 7,5 : Min. 12 N/mm2
	Resistance to Thermal Shock / Resistencia al choque térmico	ISO 10545-9	Resistant. Resistente
	Resistance to Crazing / Resistencia al cuarteo	ISO 10545-11	Resistant. Resistente
CHEMICAL PROPERTIES PROPIEDADES QUÍMICAS			
	Resistance to chemical products (resistance to household cleaning products and swimming pool salts) / Resistencia a productos químicos de baldosas esmaltadas (resistencia a productos domésticos y sales para piscinas)	ISO 10545-13	Min. GB
	Staining resistance in glazed tiles / Resistencia a las manchas en baldosas esmaltadas	ISO 10545-14	≥ 3

*Please note that due to the flexibility of the 0,75 cm thickness wall tiles, these could present a slight curvature (within EU tolerance). This effect is then amended by the application of the tile adhesive - due to the uniform tension exerted. It is highly recommended to use leveling systems to ensure flatness of the pieces after installation.

Muy importante tener en cuenta que las piezas de espesor 0,75 cm, debido a su flexibilidad, pueden presentar en algún caso una ligera curvatura (siempre dentro de la normativa vigente) que tras su colocación se corrige por la tensión uniforme del material de agarre. Se recomienda el uso de sistemas de nivelación en la colocación del material para garantizar la planeidad de las piezas.

MOSAICS | MOSAICOS

	PHYSICAL PROPERTIES PROPIEDADES FÍSICAS	STANDARD TEST METHOD MÉTODO DE ENSAYO	Glass Mosaics	Ceramic Mosaics	Metal Mosaics	Natural Stone Mosaics	Woods Mosaics
	Water absorption Absorción de agua	UNI EN 99 ISO 10545/3	0%	<10% _	0%	< 1%	< 5%
	Resistance to chemical attack Resistencia al ataque químico	UNI EN 122 ISO 10545/13	Resistant* Resistente*	Min. GB Min. GB	No Resistant No Resistente	No Resistant No Resistente	Resistant Resistente
	Colour resistance to fading Resistencia del color a la luz	DIN 51094	Resistant Resistente	Available Method Método Disponible	Resistant Resistente	Resistant Resistente	Resistant Resistente
	Frost resistance Resistencia a la helada	UNI EN 202 ISO 10545/12	Resistant Resistente	Available Method Método Disponible	Resistant Resistente	Resistant Resistente	Resistant Resistente

Except Skin and Rich mosaics.

Tests performed in internal laboratory _ Ensayo realizado en laboratorio interno.

For projects check technical information with our commercial network _ Para proyectos obtenga información técnica a través de nuestra red comercial.

WOOD, STONE, GLASS and METAL mosaics are natural products made through a handmade process, therefore, its possible shade or size variations must be considered as typical features of the material and they will not be admitted in a claim.

WOOD, STONE, GLASS y METAL mosaicos son productos naturales fabricados artesanalmente, por lo que posibles variaciones de tono, textura o dimensión deben considerarse propias del material y no será objeto de reclamación.

PVD

Physical Vapor Deposition (PVD)

Pvd is a field in the application of nanotechnology. The process consists of depositing layers of atoms, inside a vacuum chamber, to a solid surface. The layering is produced by the condensation of a vaporized metal (such as gold, titanium, platinum etc.) over the selected surface.

Advantages: High resistance to abrasion and scratches; much higher than metals applied by firing.

As a general rule, any non-aggressive, pH neutral product have to be used. Do not mix pieces from different lots.

Due to the special characteristics involved in the PVD production process of the Copper finished pieces, these may present tonality variations that will have to be considered part of the product.

El PVD es uno de los campos de aplicación de la nanotecnología. El proceso consiste en depositar capas de átomos, en una cámara de alto vacío, sobre una superficie sólida. El recubrimiento se produce por la condensación de un metal vaporizado, oro, titanio, platino, ect. sobre el material a recubrir.

Ventajas: Mayor resistencia al rayado y a la abrasión que los metales aplicados por cocción.

Para la limpieza de estos materiales deben utilizarse productos no agresivos con pH neutro. No mezclar piezas de diferentes lotes.

Dadas las características del proceso de recubrimiento en bronce de las piezas mediante el sistema de PVD, éstas pueden presentar variaciones de tono.



CHECK TECHNICAL INFORMATION WITH OUR COMMERCIAL NETWORK BEFORE ORDERING
ANTES DE LA CONFIRMACIÓN DEL PEDIDO, CONSULTE LA INFORMACIÓN TÉCNICA DE LOS PRODUCTOS A TRAVÉS DE NUESTRA RED COMERCIAL

INSTALLATION GUIDELINES | CONSEJOS DE COLOCACIÓN

CARE TO BE TAKEN DURING THE CONSTRUCTION

Our ceramic products are a finishing product within the construction process, so we advise to install them once other building works have been completed i.e. structures, masonry, flooring, ceilings... This will minimize the collateral damage that may occur when the product is installed too soon. Should the product be placed before the end of the construction, one will have to take special care to protect the pieces until the works are finalized. Especially in the case of our crystal polished finish products, these collections will have to be covered and protected from potential scratches.

PRE-INSTALLATION

- Upon receiving the tiles it is essential to check if the tone, size and quality meet the required standards in advance, as well as assuring the lack of any visible surface defects. In case of facing any problems, our technical team will be able to study these when informed before having installed the product.
- One must choose the proper tools for the installation of ceramic products (serrated edged comb, rubber mallet, suction cups, spreaders and clamps for laying, jointing rubber float ...)
- Mix pieces from different boxes.

SUPPORT BASE PREPARATION

The support base for wall or floor for the tiles must be stable, dry, flat and it must have the adequate consistency. This base must never be too hot or too cold and should be clean. One must not forget to clean any dust, grease or oil leftovers to facilitate an optimal adhesion.

It is convenient to use slightly rough support bases, altering any excessively smooth leveling layer, in order to ensure greater adherence.

ADHESIVE CHOICE

The type of adhesive will be determined by the water absorption of each type of tile. In this case, it is advisable to employ the technique of placing a thin layer of cement adhesive of type C2.

Please pay special attention to the recommendations for maintenance and use which are included in the inside of the boxes of each decorative and/or special piece.

For formats larger than 30x30cm, we recommend the double-layer-adhesive. This technique involves the appliance of adhesive on the support base as well as on the tile; this technique is strongly recommended for outdoors.

The bonding material must be applied with serrated edged comb to achieve a homogeneous adhesive distribution throughout the laying surface, even in the corners of the tile. A non-uniform adhesive layer will cause tensions on the tile, which will create an "eyebrow" effect. It is advisable to follow the instructions of the adhesives manufacturer, particularly for different cement-based bonding materials.

TILE INSTALLATION

The handling of the tiles, especially the rectified, must be done with utmost care to avoid scratches or chipping of the tiles.

During the installation process, the surface should not be marked by graphite materials (pencils) or permanent markers, especially in the case of polished products to avoid potential cleaning problems.

In order to properly install our rectified white body wall tiles, check the back side of the tiles to find an arrow that will serve as the guide to installation of all pieces in the same direction.

In large format porcelain pieces (over 60cm of any of its sides) it is convenient to use leveling clips to ensure the flatness of the pieces (such as the Raimondi leveling system, although there may be other manufacturers recommended in the market).

During installation of tiles, the use of at least 2mm spreaders is advisable. For locked placement, it is advisable to install at a distance from 1/3 of the piece, never at half of the piece.

JOINTS AND GROUTS

The main functions of installation joints are to absorb deformations of the support, to increase surface adhesion between the parts and the bonding material, and to improve the impermeability of the surface.

It is necessary to respect the indications given below:

- **Structural joints:** the construction project already takes into account the existence of these joints in the floor coverings. These must also abide when covering the joint with plastic trims.
- **Perimeter joints:** it is always appropriate to provide these joints that isolate the tile and bonding material from any structural movements, avoiding tensions with them. Perimeter joints are normally hidden by the skirting board or the tile itself; they must have a width of 5 to 10 mm, and may be empty or filled with deformable material.
- **Expansion joints:** allow deformations due to thermal and hygroscopic variations between tiles between the bonding material and the support base. Usually designed with a width of 5-8 mm and surfaces from 25 m² (in sections of 5x5 m²) indoor and surfaces from 9 m² (in sections of 3x3 m²) outdoors. These joints must be well executed; this means that they must be flexible, waterproof, well bonded and must reach the base support.
- **Installation joints:** those between tiles. Before grouting these spaces must be empty; without any bonding materials. It is not recommended to fix any floor without joints, advising a minimum joint of 2-3 mm. The grout used in installation joints must be applied with a rubber float. The market offers a wide range of grouts, which are suitable for each type of tile and temperature as specified by the manufacturer of the grout, in which the type of product to be used, colors and waiting time before grouting should be recommended.

Before grouting, it is advisable to test a small area of the part to determine whether the chosen grout affects or stains the surface of the piece. In this case, one should contact the grout manufacturer. Ask the manufacturer for a suitable cleaner for this type of grip material. A bonding material with a thin granulometry is desirable in order to avoid scratches on the tile during its placement.

CUIDADOS A SEGUIR DURANTE LA CONSTRUCCIÓN

Nuestros productos cerámicos se pueden considerar acabados finales en la construcción, por ello es recomendable ser colocados sólo cuando el resto de los trabajos constructivos hayan finalizado (estructuras, mampostería, solados, techos, instalaciones,...) y en especial los productos porcelánicos para suelos. De este modo se minimizarán los daños que pueden experimentar el producto cerámico por haber sido colocados demasiado pronto.

Cuando los productos porcelánicos son colocados antes de finalizar la construcción hay que tener especial cuidado para proteger la pieza hasta que se ponga en servicio normal de utilización.

CUESTIONES PREVIAS A LA COLOCACIÓN

• Al recibir los productos cerámicos es importante previamente comprobar si el tono, calibre y calidad son los requeridos, así como la existencia de defectos superficiales visibles.

• Hay que elegir las herramientas y útiles adecuados para la colocación de los productos cerámicos (llana metálica dentada, maza de goma, ventosas, crucetas y grapas para la colocación, llana de goma para rejuntar, ...)

• Hay que mezclar piezas de varias cajas.

PREPARACIÓN DEL SOPORTE

El fondo o soporte para pared o suelo sobre el que se colocarán las baldosas debe estar estable, seco, nivelado o aplomado con la consistencia adecuada, no debiendo estar ni helado ni excesivamente caliente y limpio sin restos de polvo, grasa o aceite. Es conveniente disponer de soportes rugosos alterando los soportes excesivamente lisos o la propia capa de nivelación ligeramente para garantizar mayor adhesión.

ELECCIÓN DEL ADHESIVO

La elección del tipo de adhesivo vendrá determinada por la absorción del agua de cada tipo de baldosa. En nuestro caso, se aconseja emplear la técnica de colocación en capa fina con el uso de Adhesivos Cementosos tipo C2.

Para formatos superiores a 30x30cm, se recomienda la técnica de colocación de doble encolado, esto es, aplicar adhesivo sobre el soporte y en la baldosa, en especial en exteriores.

El material de agarre debe aplicarse con una llana dentada para conseguir una distribución del adhesivo homogénea por toda la superficie de colocación incluso en las esquinas de la baldosa, presionando la baldosa sobre el adhesivo todavía fresco. De no ser uniforme la capa de adhesivo provocará tensiones en la baldosa que generan a la larga el efecto "ceja".

Es conveniente seguir las instrucciones del fabricante de adhesivos, en especial para los soportes diferentes de base cementosa.

En el caso de piezas complementarias/decorativas, prestar especial atención a las recomendaciones de uso y limpieza indicadas en el interior de las cajas según modelos.

COLOCACIÓN DE LAS BALDOSAS

La manipulación previa de las baldosas, en especial las rectificadas, ha de realizarse con el máximo cuidado, para evitar despuntados, rayas o desconchados en su superficie.

Durante la colocación, no deberá marcarse la superficie de utilización del material con lápices (grafito) o rotuladores indelebles, especialmente en el caso de los productos pulidos para evitar posibles problemas de limpieza de los mismos.

Para la correcta colocación del revestimiento de pasta blanca rectificada, ver el anverso de la pieza, existe una Flecha que nos indica el sentido de colocación, colocar todas las piezas en el mismo sentido de colocación.

En la colocación de las baldosas se recomienda el uso de crucetas de al menos 2 mm. En colocación trabada es aconsejable la colocación a una distancia de 1/3 de la pieza, nunca a la mitad de la pieza.

En pavimentos y revestimientos de formatos mayores de 60 cm en alguno de sus lados, es conveniente el uso de sistemas de nivelación de colocación para garantizar la planitud de las piezas.

LAS JUNTAS Y REJUNTADOS

Las principales funciones de las juntas de colocación son: absorber deformaciones del soporte, aumentar la superficie de adherencia entre las piezas y el material de agarre, y mejorar la impermeabilidad de la superficie.

Es conveniente respetar las juntas que se indican a continuación:

• **Juntas estructurales:** el proyecto constructivo ya tiene prevista la existencia de estas juntas en el solado que se deben respetar también al colocar las baldosas y éstas se deben recubrir con materiales deformables.

• **Juntas perimetrales:** siempre es conveniente prever estas juntas que aíslan la baldosa y al adhesivo de los movimientos de otros elementos estructurales constructivos como paredes-suelos, pilares o puertas-ventanas, evitando tensiones con ello. Normalmente quedan ocultas por el rodapié o la propia baldosa, deben tener una anchura de 5 a 10 mm, y pueden quedar vacías o rellenas de material deformable.

• **Juntas de dilatación:** permiten las deformaciones por variaciones térmicas e higroscópicas entre baldosas, adhesivo y soporte. Normalmente se diseñan con una anchura mínima de 5 a 8 mm y en superficies a partir de 25 m² (en paños de 5x5 m²) en interiores y en superficies a partir de 9 m² (en paños de 3x3 m²) en exteriores. Estas juntas deben estar bien ejecutadas, esto es, ser flexibles, impermeables, bien adheridas y llegar hasta el soporte base.

• **Juntas de colocación:** son las existentes entre baldosa y baldosa. Antes del rejuntado estas juntas deben estar vacías, por tanto sin materiales de agarre de la construcción. Se desaconseja una colocación a junta unida o a "testa" aconsejándose una junta mínima de 2-3 mm.

El material de rejuntado que se utiliza en las juntas de colocación se debe aplicar con una llana de goma. En el mercado existe una amplia gama de materiales de rejuntado, que se adecua a cada tipo de baldosas y ambiente según especificaciones del fabricante del material de rejuntado en las que se debe recomendar el tipo de producto a emplear, colores y tiempo de espera hasta el comienzo del rejuntado.

Antes del rejuntado, es conveniente probar en un área pequeña de la pieza para determinar si la lechada elegida decolora o mancha la superficie de la pieza, en cuyo caso hay que contactar con el fabricante del material de rejuntado. Pedirle al fabricante del rejunte un limpiador adecuado para este tipo de material de agarre. Es conveniente que la granulometría del material de rejuntado sea fina, para evitar posibles rayas en la baldosa en su colocación.

CLEANING GUIDELINES | CONSEJOS DE LIMPIEZA

THE FIRST CLEANING "AFTER INSTALLATION"

The most important cleaning operation is performed immediately after laying the tiles. This involves the complete removal of residues and dirt from the tile placement. An inadequate or late removal of this waste can create a cementitious layer on the tile capable of absorbing all forms of dirt. This may give the impression that the tile gets dirty when the actual problem resides in the surface film of dirt which was not removed immediately after laying.

Once the grouting of the tiles is finished, it is important, while the grout is still wet, to carefully remove any excess material immediately. This can be done using a sponge and plenty of clean water, repeating this as many times as necessary.

Do not perform the cleaning with metal tools, scrapers or abrasive pads. For stubborn stains, clean with alcohol and lukewarm water and rub with a clean cloth. If they do not disappear, check with the relevant technical department.

Once the above mentioned washing is done, another washing should be carried out using basic or alkaline degreasing agents, as acid washing can leave stickiness on the pavement which could help retain dirt. In areas where water is calcareous, it is convenient to dry the surface, in order to prevent the deposition of carbonates which will reduce the surfaces' gleam.

REGULAR MAINTENANCE

Many available cleaning products for general use can be used with our products. For daily cleaning, one can use detergents or degreasing products diluted in warm water, following each product's instructions.

It is important that the cleaner does not have oil, animal fat, or soap base. These components may leave an invisible residue whilst absorbing dirt (lime stratifications detergent or residues). It is also important that the tile receives a thorough rinsing with clean water after the cleaning process is complete.

The low water absorption and high standards met by all porcelain tiles ensure a product which is easy to maintain. Our products do not require the use of sealants or waxes. These superficial coatings can really affect the performance of the tile in a negative manner.

It is important to note that hydrofluoric acid (HF) and derivatives can irreparably damage the tile.

The general steps for regular cleaning of our ceramic products can be summarized as follows:

- Remove any solid or liquid waste from the tile, sweeping with a soft bristle broom or vacuuming.
- Clean up liquid spills as soon as possible with lukewarm water.
- Apply the recommended amount and dilution of the cleaner for the tile (follow the cleaner manufacturer's instructions). The wiper must remain in the tile a minimum period of 5 minutes.
- For unpolished tiles, scrub with a nylon sponge or soft bristle brush. A floor machine equipped with a nylon pad or bristle brush can be used for heavily soiled surfaces. For polished tiles, clean with a nonabrasive cloth.
- Remove the dirty cleaning solution and water with a vacuum cleaner or cloth. Rinse the porcelain tile with clean water and remove again with a vacuum cleaner, mop or towel. It is absolutely essential that all detergent residues are removed completely from the tile. Any remaining detergent that dries on the tiles surface can form a coating that can trap dirt and be very difficult to remove. The tile should be rinsed several times to remove all detergent residues.

During use, the cleaning of the tiles should be similar to window cleaning. Ammonia and even bleach type products can be employed, but both must be diluted in water.

In case of special stains and/or particularly resistant, it is advisable to use specific detergents according to the cleaners' manufacturer. Do not forget that removing any type of stain is easier when it is still fresh.

It is important to always do a pre-test the detergent products result on a small sample of the porcelain.

Please pay special attention to the recommendations for maintenance and use, which are included in the inside of the boxes of each decorative and/or special piece.

TILES WITH METALLIC EFFECTS - PVD

This type of tiles require following these recommended guidelines, shown below, for cleaning:

- In general, you can use any non-aggressive and neutral pH product.
- In general, we recommend the use of ammonia-based products (NH3) diluted in water, never directly on the piece.
- You cannot use chemically aggressive products.
- You cannot use products with hydrochloric acid (HCl). The remaining acid products should be used with caution in very diluted concentrations.
- Citric acid and other acidic food products leave stains if left too long to act on the tile. They must be removed as soon as possible.
- The use of powder products of abrasive action is not recommended.

LA PRIMERA LIMPIEZA DESPUÉS DE LA COLOCACIÓN

La operación de limpieza más importante se lleva a cabo inmediatamente "después de la colocación de la baldosa". Esto implica la eliminación completa de los residuos de lechada y de la suciedad de la colocación de las propias baldosas. Una eliminación inadecuada o tardía de estos residuos puede crear sobre la baldosa una película cementosa capaz de absorber toda forma de suciedad, dando la impresión que se ensucia la baldosa, cuando el problema está en la película superficial de suciedad.

Una vez efectuado el rejuntado de las baldosas, es importante cuando el material de rejuntado todavía está fresco, eliminar el material sobrante cuidadosa e inmediatamente, utilizando para ello una esponja y agua limpia abundante, repitiendo esta operación tantas veces como sea necesario.

No debe realizarse la limpieza del material con espátulas metálicas ni estropajos abrasivos. En el caso de manchas resistentes, limpiar con alcohol y agua caliente y frotar con un paño limpio. Si no desaparecen, consultar con el departamento técnico correspondiente.

Una vez efectuado el lavado mencionado arriba, deberá efectuarse un lavado básico o alcalino utilizando detergentes desengrasantes, ya que el lavado ácido puede dejar una untuosidad sobre el pavimento que podría contribuir a retener la suciedad. En aquellas zonas donde el agua sea calcárea conviene secar la superficie para evitar la deposición de carbonatos que disminuyen el brillo superficial.

EL MANTENIMIENTO REGULAR

Muchos productos de limpieza de uso general que están disponibles son aceptables para el uso en nuestros productos. Se puede emplear para la limpieza diaria detergentes o desengrasantes diluidos en agua caliente, según indicaciones del envase del limpiador.

Es importante que el limpiador no tenga base de aceite, grasa animal, o jabón. Estos componentes pueden dejar un residuo invisible al atrapar la suciedad (estratificaciones de cal de detergente o residuos de suciedad). También es importante que la baldosa reciba un enjuague a fondo con agua limpia después que el proceso de limpieza se haya completado.

La densidad inherente y baja absorción de agua de todos los productos aseguran un producto que es fácil de mantener.

No requieren el uso de selladores o ceras. Estos recubrimientos superficiales pueden realmente afectar negativamente el rendimiento de la baldosa.

Es muy importante tener en cuenta que el ácido Fluorhídrico (HF) y derivados pueden dañar irremediablemente la baldosa.

Los pasos generales de limpieza regular para nuestros productos cerámicos se pueden resumir del siguiente modo:

- Retirar cualquier residuo sólido o líquido de la baldosa, barriendo con una escoba de cerdas suaves o pasar la aspiradora.
- Limpiar los derrames líquidos tan pronto como sea posible.
- Aplicar la cantidad y dilución del limpiador recomendadas para la baldosa (ver indicaciones del fabricante del limpiador). El limpiador deberá permanecer en la baldosa un periodo mínimo de tiempo de 5 minutos.
- Para baldosas sin pulir, frotar con una esponja de nylon o un cepillo de cerdas suaves. Para superficies muy sucias puede usarse una máquina de piso equipado con una almohadilla de nylon o con un cepillo de cerdas. Para baldosas pulidas, limpie con un trapo no abrasivo o un paño.
- Retirar la solución de limpieza sucia y el agua con una aspiradora o un trapo. Enjuague la pieza con agua limpia y retire de nuevo con una aspiradora, fregona, o una toalla. Es absolutamente esencial para todos los residuos de detergente que se eliminen por completo de la baldosa. Cualquier resto de detergente que se seque sobre la baldosa puede formar un recubrimiento que puede atrapar la suciedad y será muy difícil de eliminar. La baldosa debe enjuagarse varias veces para eliminar todos los residuos de detergente.

Durante su uso, la limpieza de la baldosa debe hacerse de forma similar a la limpieza de cristales. Se puede emplear productos de tipo amoniacal e incluso lejía, ambos diluidos en agua.

En caso de manchas particulares y/o especialmente resistentes, es aconsejable usar detergentes específicos según especificaciones del fabricante del limpiador. No hay que olvidar que la eliminación de cualquier tipo de mancha resulta más fácil cuando ésta todavía está fresca.

Es importante hacer siempre una prueba previa antes de usar los productos detergentes.

En el caso de piezas complementarias/decorativas, prestar especial atención a las recomendaciones de uso y limpieza indicadas en el interior de las cajas según modelos.

BALDOSAS CON EFECTOS METÁLICOS / PVD

En este tipo de baldosas por su especificidad se recomienda seguir las siguientes pautas de limpieza:

- En general, se puede usar cualquier producto no agresivo y con PH neutro.
- En general, se recomienda el uso de productos con base amoniacal (NH3) en concentración rebajada, nunca directamente sobre la pieza.
- No se pueden usar productos agresivos químicamente.
- No se puede usar productos con ácido clorhídrico (HCl). El resto de productos ácidos deben usarse con precaución en concentraciones muy rebajadas.
- El ácido cítrico y otros productos alimentarios ácidos dejarán mancha si se les deja actuar mucho tiempo sobre la baldosa.
- No está recomendado el uso de productos en polvo de acción abrasiva.

BIBLIOGRAFIA:

- "MANUAL - TECHNICAL GUIDE OF WALL AND FLOOR CERAMIC COVERINGS", Institute of Ceramic Technology (ITC).
- "ELECTRONIC GUIDE OF THE TECHNOLOGY OF CERAMIC TILE PLACEMENT (Placement Project)", Institute of Ceramics Promotion (CPI)
- "TECHNICAL GUIDE OF THE APPLICATION OF WALL AND FLOOR CERAMIC COVERINGS", Tile Newspaper (AZ Publications)

GUIDELINES FOR INSTALLATION AND CLEANING MOSAICS | CONSEJOS DE COLOCACIÓN Y LIMPIEZA DE MOSAICOS

Metal

PREPARING FOR TILING: For good adherence to the substrate, this should be completely clean of dust, grease, paint, bits of plaster, or any other substance which may affect the adherence of the mosaic. The substrate to be tiled should be perfectly smooth and leveled.

INSTALLATION: Installation is performed with flexible adhesives containing synthetic additives, for non-absorbent materials. Apply the adhesive with a notched trowel of 3-4 mm and then immediately proceed to the smoothing of the same. Then lay the piece of mosaic onto the bed of adhesive and place it by pressing with a flat look of hard rubber. When laying the next sheet of mosaic, make sure that the distance between the sheets is equal to the width of inner joints that make up the mosaic so to obtain a regular appearance.

GROUTING: Once the adhesive is dry and having removed any remaining, proceed to grout the mosaic with a rubber spatula applying a grout not containing quartz, which can cause scratches on the surface of the mosaic. Any excess of material should be removed from the surface using a sponge before it hardens on the surface, paying special attention that all joints are completely filled. Finally clean the surface of the mosaic by only wetting it and rubbing gently. Pay special care drying the pieces so to avoid possible oxidation.

CLEANING: Use a clean and soft sponge and soapy warm water or alcohol. Important: Do not use acid or alkaline cleaning products, nor ones containing abrasives or cleaning equipment at high pressure.

Glass

PREPARING FOR TILING: For good adherence to the substrate, this should be completely clean of dust, grease, paint, bits of plaster, or any other substance which may affect the adherence of the mosaic. The substrate to be tiled should be perfectly smooth and leveled.

INSTALLATION: Installation is performed with flexible adhesives containing synthetic additives, for non-absorbent materials. Apply the adhesive with a notched trowel of 3-4 mm and then immediately proceed to the smoothing of the same. Then lay the piece of mosaic onto the bed of adhesive and place it by pressing with a flat look of hard rubber. When laying the next sheet of mosaic, make sure that the distance between the sheets is equal to the width of inner joints that make up the mosaic so to obtain a regular appearance. In areas exposed to high humidity, we recommend a bonding and sealing with a resin based adhesive strip.

GROUTING: Once the adhesive is dry and having removed any remaining, proceed to grout the mosaic with a rubber spatula. Any excess of material should be removed from the surface using a sponge, paying special attention that all joints are completely filled. Finally clean the surface of the mosaic by only wetting it and rubbing gently.

CLEANING: Use a household glass cleaner and a soft clean cloth. Important: Do not use acid or alkaline cleaning products, nor ones containing abrasives or cleaning equipment at high pressure.

Wood

Recommended only for wall use.

These mosaics are made of reused wood coming from old wood ships, therefore retain their antiseptic qualities, flame retardant, moisture-proof and environmentally friendly.

Recommended only for wall use.

PREPARING FOR TILING: For good adherence to the substrate, this should be completely clean of dust, grease, paint, bits of plaster, or any other substance which may affect the adherence of the mosaic. The substrate to be tiled should be perfectly smooth and leveled.

INSTALLATION: Installation is performed with special adhesives for wood. Apply the adhesive with a notched trowel of 3-4 mm and then immediately proceed to the smoothing of the same. Then lay the piece of mosaic onto the bed of adhesive and place it by pressing with a flat look of hard rubber. For products with a regular pattern, when laying the next sheet of mosaic you must ensure that the distance between the sheets is equal to the width of inner joints that make up the mosaic so to obtain a regular appearance. For other patterns, adjust the width as per your aesthetic criteria.

GROUTING: Once the adhesive is dry and having removed any remaining, proceed to grout the mosaic with a rubber spatula and a non abrasive grout. Any excess of material should be removed from the surface using a sponge before it hardens on the surface, paying special attention that all joints are completely filled. Finally clean the surface of the mosaic by only wetting it and rubbing gently.

CLEANING: Use a soft brush to clean the dust from the mosaic or a semi-dry towel. You may use vegetable oil to give the mosaic its original appearance. Important: Do not use acid or alkaline cleaning products, nor abrasives. Apply normal maintenance for natural woods.

Stone

The mosaics made of river rocks bear humidity.

PREPARING FOR TILING: For good adherence to the substrate, this should be completely clean of dust, grease, paint, bits of plaster, or any other substance which may affect the adherence of the mosaic.

The substrate to be tiled should be perfectly smooth and leveled.

INSTALLATION: Install leaving a recommended space of 2 cm between pieces and wall. Skirting can be placed on the joint but not on the stones due to their irregular face. Apply the standard adhesive with a spatula and then lay the piece of mosaic onto the bed of adhesive and place it by pressing on the stones, while the adhesive seeps between them.

Place the pieces joining them to each other thus achieving an effect of continuity.

GROUTING: Once the adhesive is dry, proceed to grout the mosaic with a liquid seal which will allow us to fill the grout up to the desired level. The level of the grout should remain at a level so to keep showing the texture of the stones as a too high joint is not aesthetic. Any excess of material should be removed from the surface using a sponge before it hardens on the surface, paying special attention that all joints are completely filled. Finally clean the surface of the mosaic by only wetting it and rubbing gently.

CLEANING: Use a brush to clean the surface of the mosaic. Important: Do not use cleaning products which may damage the grout and try to avoid acid, alkaline or abrasive materials.

More information on our web site

Metal

PREPARACIÓN DEL SOPORTE: El soporte debe estar totalmente limpio de polvo, grasas, pinturas, restos de yeso, o cualquier otra sustancia que pueda perjudicar la adhesión del mosaico.

INSTALACIÓN: La colocación se realiza con adhesivos flexibles que contengan aditivos sintéticos, para materiales no absorbentes. Aplicar el adhesivo con una espátula dentada de 3-4 mm e inmediatamente después proceder al alisado del mismo. A continuación colocamos la pieza de mosaico sobre el lecho del adhesivo y lo fijamos presionándola con una llana de caucho endurecido. Al colocar la siguiente pieza de mosaico, debe asegurarse que la distancia entre las piezas sea igual que el ancho de la junta de las teselas que forman la pieza para conseguir un aspecto regular.

REJUNTADO: Tras endurecerse el adhesivo y haber eliminado cualquier resto, procederemos al rejuntado del mosaico con una espátula de goma y con un rejunte que no tenga cuarzo, ya que puede provocar rayaduras en la superficie del mosaico. El material sobrante debe eliminarse de la superficie mediante una esponja antes de que el material endurezca sobre la superficie, prestando especial atención a que todas las juntas estén completamente llenas. Finalmente limpiaremos la superficie del mosaico sólo humedeciéndola y frotando con suavidad.

LIMPIEZA: Utilice una esponja limpia y suave y una solución jabonosa caliente o alcohol.

Importante: No utilizar Productos de limpieza ácidos o alcalinos, ni tampoco con componentes abrasivos o equipos de limpieza de alta presión.

Cristal

PREPARACIÓN DEL SOPORTE: El soporte debe estar nivelado y limpio de polvo, grasas, pinturas, restos de yeso, o cualquier otra sustancia que pueda perjudicar la adhesión del mosaico.

INSTALACIÓN: La colocación se realiza con adhesivos flexibles que contengan aditivos sintéticos, para materiales no absorbentes. Aplicar el adhesivo con una espátula dentada de 3-4 mm e inmediatamente después proceder al alisado del mismo. A continuación colocamos la pieza de mosaico sobre el lecho del adhesivo y lo fijamos presionándola con una llana de caucho endurecido. Al colocar la siguiente pieza de mosaico, debe asegurarse que la distancia entre las piezas sea igual que el ancho de la junta de las teselas que forman la pieza para conseguir un aspecto regular. En superficies expuestas a gran humedad, se recomienda realizar un pegado y sellado con un adhesivo a base de resina reactiva.

REJUNTADO: Tras endurecerse el adhesivo y haber eliminado cualquier resto, procederemos al rejuntado del mosaico con una espátula de goma. El material sobrante debe eliminarse de la superficie mediante una esponja, prestando especial atención a que todas las juntas estén completamente llenas. Finalmente limpiaremos la superficie del mosaico sólo humedeciéndola y frotando con suavidad.

LIMPIEZA: Utilice un limpiador de vidrios doméstico y un paño limpio y suave. Importante: No utilizar Productos de limpieza ácidos o alcalinos, ni tampoco con componentes abrasivos o equipos de limpieza de alta presión.

Madera

Recomendado únicamente para revestimiento.

Los mosaicos de madera se han realizado reutilizando madera de barcos antiguos, conservando sus cualidades antisépticas, ignífugas, a prueba de humedad y respetuoso con el medio ambiente.

PREPARACIÓN DEL SOPORTE: El soporte debe estar nivelado y limpio de polvo, grasas, pinturas, restos de yeso, o cualquier otra sustancia que pueda perjudicar la adhesión del mosaico.

INSTALACIÓN: La colocación se realiza con adhesivos estándar, especiales para madera e incluso si la superficie de adhesión lo permite, se puede utilizar pegamento. Aplicar el adhesivo con una espátula dentada de 3-4 mm e inmediatamente después proceder al alisado del mismo. A continuación colocamos la pieza de mosaico sobre el lecho del adhesivo y lo fijamos presionándola con una llana de caucho endurecido.

Para productos con patrón regular, debe asegurarse que al colocar la siguiente pieza de mosaico, la distancia entre las piezas sea igual que el ancho de la junta de las teselas que forman la pieza para conseguir un aspecto regular. Para productos irregulares ajuste los anchos de la junta según su criterio estético.

REJUNTADO: Tras endurecerse el adhesivo y haber eliminado cualquier resto, procederemos al rejuntado del mosaico con una espátula de goma y con un rejunte no abrasivo. El material sobrante debe eliminarse de la superficie mediante una esponja antes de que el material endurezca sobre la superficie, prestando especial atención a que todas las juntas estén completamente llenas. Finalmente limpiaremos la superficie del mosaico sólo humedeciéndola y frotando con suavidad.

LIMPIEZA: Utilice un cepillo suave para limpiar el polvo del mosaico o una toalla semi-seca. Puede utilizar aceite vegetal para darle de otra vez al mosaico su aspecto original.

Importante: No utilizar Productos de limpieza ácidos o alcalinos, ni tampoco con componentes abrasivos.

Piedra

Los mosaicos de piedras de río soportan perfectamente la humedad.

PREPARACIÓN DEL SOPORTE: El soporte debe estar nivelado y limpio de polvo, grasas, pinturas, restos de yeso, o cualquier otra sustancia que pueda perjudicar la adhesión del mosaico.

INSTALACIÓN: Colocar dejando un espacio aconsejable entre piezas y pared de 2cm. El zócalo se puede colocar sobre la junta pero no sobre las piedras debido a su planimetría irregular. Aplicar el adhesivo estándar con la espátula y a continuación colocamos la pieza de mosaico sobre el lecho del adhesivo y lo fijamos presionando sobre las piedras viendo como la cola filtra entre ellas. Colocaremos las piezas ensamblandolas unas con otras consiguiendo así un efecto de continuidad.

REJUNTADO: Tras endurecerse el adhesivo procederemos al rejuntado del mosaico con una junta líquida que nos permitirá determinar el nivel de rejunte deseado. El nivel del rejunte debe estar a una altura tal que guarde un cierto relieve sobre las piedras ya que una junta demasiado alta no es estética. El material sobrante debe eliminarse de la superficie mediante una esponja antes de que el material endurezca sobre la superficie, prestando especial atención a que todas las juntas estén completamente llenas. Finalmente limpiaremos la superficie del mosaico sólo humedeciéndola y frotando con suavidad.

LIMPIEZA: Utilice un cepillo para limpiar la superficie del mosaico. Importante: No utilizar Productos de limpieza que puedan dañar el material de rejunte e intente huir de materiales con componentes ácidos, alcalinos ó abrasivos.

Más información en nuestra página web.

PVD GUIDELINES | GUIA PVD

Gold and Silver Coated Decor Tiles

Physical Vapor Deposition (PVD)

PVD is a field in the application of nanotechnology. The process consists of depositing layers of atoms, inside a vacuum chamber, to a solid surface. The layering is produced by the condensation of a vaporized metal (such as gold, titanium, platinum etc.) over the selected surface.

PRE-INSTALLATION

- Our ceramic products are a finishing product within the construction process, so we advise to install them once other building works have been completed i.e. structures, masonry, flooring, ceilings... This will minimize the collateral damage that may occur when the product is installed too soon.
- Upon receiving the tiles it is essential to check if the tone, size and quality meet the required standards in advance, as well as assuring the lack of any visible surface defects. In case of facing any problems, our technical team will be able to study these when informed before having installed the product.
- These pieces are very delicate and should be treated with care at all times. Inappropriate handling (scratching and rubbing) as well as the use of abrasive products may cause irreparable damage to the pieces.
- There will always be tonality differences between batches, thus it is recommended to order in excess to avoid shortages of material to make sure material from the same batch is supplied.

INSTALLATION

The support base for wall or floor for the tiles must be stable, dry, flat and it must have the adequate consistency. This base must never be too hot or too cold and should be clean. One must not forget to clean any dust, grease or oil leftovers to facilitate an optimal adhesion.

Once the pieces have been properly installed, proceed immediately to remove the remnants of the installation materials with a soft and clean sponge and clean water without rubbing on the pieces.

The recommendation for the grouting of the pieces is to use fine-grained or controlled granulometry (CG.2 according to EN 13888) materials without additives. Clean immediately after grouting with a clean sponge and clean water, while the grout is still humid and is easily removable.

TILE MAINTENANCE AFTER INSTALLATION

This type of tiles require following these recommended guidelines, shown below, for cleaning:

- In general, one must use non-aggressive and neutral pH product.
- In general, the use of ammonia-based products (NH₃), always diluted in water, never directly on the piece, is recommended.
- One cannot use chemically aggressive products.
- One cannot use products with hydrochloric acid (HCl). The remaining acid products should be used with caution in very diluted concentrations.
- Citric acid and other acidic food products leave stains if left too long to act on the tile. They must be removed as soon as possible.
- The use of powder products of abrasive action is not recommended.
- A damp cloth and neutral liquid soap will be enough.

Azulejos decorados oro y plata

Physical Vapor Deposition o PVD es un campo en la aplicación de la nanotecnología. El proceso consiste en depositar capas de átomos, dentro de una cámara de vacío, sobre una superficie sólida. La estratificación se produce por la condensación de un metal vaporizado (como oro, titanio, platino, etc.) sobre la superficie seleccionada.

PRE-INSTALACIÓN

- Nuestros productos de cerámica son un producto decorativo dentro del proceso de construcción, por lo que recomendamos instalarlos una vez que se hayan completado otros trabajos de construcción, es decir, estructuras, mampostería, pisos, techos ... Esto minimizará el daño colateral que puede ocurrir cuando el producto es instalado demasiado pronto.
- Al recibir estos azulejos, es esencial verificar si el tono, el tamaño y la calidad cumplen con los estándares requeridos por adelantado, así como también asegurar la ausencia de defectos superficiales visibles. En caso de que surja algún problema, nuestro equipo técnico podrá estudiarlos cuando estén informados antes de haber sido instalado el producto.
- Estas piezas son muy delicadas y deben tratarse con mucho cuidado en todo momento. La manipulación inadecuada (arañazos y roces) y el uso de productos abrasivos pueden causar daños irreparables en las piezas.
- Siempre habrá diferencias de tonalidad entre diferentes lotes, por lo que se recomienda hacer un pedido en exceso para evitar la escasez de material durante la obra y así poder asegurar el suministro de material del mismo lote.

INSTALACIÓN

La base de soporte para la pared o el piso de las baldosas debe ser estable, seca, plana y debe tener la consistencia adecuada. Esta base nunca debe estar demasiado caliente o demasiado fría y debe estar limpia. No debe olvidarse de limpiar el polvo, la grasa o los restos de aceite para facilitar una adhesión óptima.

Una vez que las piezas se hayan instalado correctamente, proceda de inmediato a eliminar los restos de los materiales de instalación con una esponja suave y limpia con agua completamente limpia sin frotar las piezas bruscamente.

La recomendación para el rejuntado de las piezas es utilizar materiales de granulometría de grano fino o controlada (CG.2 según EN 13888) sin aditivos. Limpie inmediatamente después de la lechada con una esponja limpia y agua limpia, mientras que la lechada todavía está húmeda y es fácilmente removible.

MANTENIMIENTO DE AZULEJOS DESPUÉS DE LA INSTALACIÓN

Este tipo de azulejos requieren seguir estas pautas recomendadas, que se muestran a continuación, para la limpieza:

- En general, se debe usar un producto de pH neutral y no agresivo.
- En general, se recomienda el uso de productos a base de amoníaco (NH₃), siempre diluidos en agua, nunca directamente en la pieza.
- No se pueden usar productos químicamente agresivos.
- No se pueden usar productos con ácido clorhídrico (HCl). Los productos ácidos restantes deben usarse con precaución en concentraciones muy diluidas.
- El ácido cítrico y otros productos alimenticios ácidos dejan manchas si se dejan demasiado tiempo para actuar sobre las baldosas. Deben eliminarse lo antes posible.
- No es recomendable el uso de productos en polvo de acción abrasiva.
- Un paño húmedo y jabón líquido neutro serán suficientes.

LABORATORY TESTS | CERTIFICADOS DE LABORATORIO

CERTIFICATE ISO 9001: 2008

Quality management system
Sistema de gestión de la calidad



CERTIFICATE ISO 14001: 2004

Environmental management system
Sistema de gestión ambiental



APARICI PORCELANICO carries out internal and internal laboratory tests to determine the technical characteristics of each one of its products (formats and surfaces) and to certify that they comply with all existing norms.

APARICI PORCELANICO realiza ensayos de laboratorio para determinar las características técnicas de cada uno de sus productos (medidas y aspecto superficial) y certificar que se cumple con la normativa vigente.



Certifications issued by the following OFFICIAL ORGANIZATIONS:
Certificados emitidos por los siguientes ORGANISMOS OFICIALES:

■ SPAIN. ESPAÑA



■ GERMANY. ALEMANIA



■ ITALY. ITALIA



■ U.S.A. ESTADOS UNIDOS



■ COMMUNITY EUROPEA



CERÁMICAS APARICI has the INTEGRATED ENVIRONMENTAL AUTHORIZATION (issued by The Center for Climate Change, at the Environment, Water and Urban Development Council of Comunidad Valenciana, according to a resolution dated 28th of November, 2007. 2008/1866).


CERÁMICAS APARICI dispone de la AUTORIZACIÓN AMBIENTAL INTEGRADA (otorgada por la Dirección General para el Cambio Climático, de la Conselleria de Medio Ambiente, Agua, Urbanismo y Vivienda de la Comunidad Valenciana, según resolución del 28 de Noviembre de 2007. 2008/1866).

ECOLOGICAL BALANCE | EQUILIBRIO ECOLÓGICO

COMPLIANCE WITH CREDITS FOR

LEED

CERTIFICATION SYSTEM



aparici
Green Attitude

YOU CAN OBTAIN UP TO **38 LEED CREDITS**. SE PUEDEN OBTENER HASTA **38 CRÉDITOS LEED**

depending on the following criteria:
dependiendo de los siguientes criterios:

DIRECT CREDITS

SUSTAINABLE SITES:

- SS 1/7** HEAT ISLAND EFFECT.
EFECTO ISLA DE CALOR
- SS 3** LOCAL HEAT ISLAND EFFECT.
EFECTO ISLA DE CALOR LOCAL

1-2
CREDITS

MATERIALS AND RESOURCES:

- MR** RECYCLED CONTENT.
CONTENIDO RECICLADO
- MR** REGIONAL MATERIALS.
MATERIALES REGIONALES
- MR** SUSTAINABLE PURCHASING.
ADQUISICIÓN SOSTENIBLE
- MR** SUSTAINABLY SOURCED MATERIALS & PRODUCTS.
PRODUCTOS Y MATERIAS PRIMAS SOSTENIBLES
- MR** ENVIRONMENTALLY PREFERABLE PRODUCTS.
PRODUCTOS AMBIENTALMENTE PREFERIBLES

0,5-8
CREDITS

INDOOR ENVIRONMENTAL QUALITY

- IEQ** LOW EMITTING MATERIALS.
PRODUCTOS DE BAJA EMISIÓN

1-4
CREDITS

INDIRECT CREDITS

ENERGY & ATMOSPHERE

- EA PR2** MINIMUM ENERGY PERFORMANCE.
EFICIENCIA ENERGÉTICA MÍNIMA
- EA CR1** OPTIMIZE ENERGY PERFORMANCE.
OPTIMIZACIÓN ENERGÉTICA

1-21
CREDITS

MATERIALS AND RESOURCES

- MR CR1.2** BUILDING REUSE.
REUTILIZACIÓN DEL EDIFICIO
- MR CR3** MATERIALS REUSE.
REUTILIZACIÓN DE MATERIALES

1-2
CREDITS

INDOOR ENVIRONMENTAL QUALITY

- IEQ CR3** CONSTRUCTION INDOOR AIR QUALITY
MANAGEMENT PLAN.
PLAN DE GESTIÓN DE LA CALIDAD DE AIRE INTE-
RIOR

1
CREDIT

CoverLEED | **itc** | aparici

Products commercialized by APARICI PORCELANICO meet all the norms required by Spanish manufactured goods, imposed by the Spanish and the European Law concerning environmental issues. These legal requirements have encouraged us even further when setting our own internal goals; leading to a minimization of any environmental impacts which can derive from our manufacturing process.

Los productos comercializados por APARICI PORCELANICO cumplen en materia medioambiental con la normativa exigible por la legislación Española y Europea aplicable a los productos elaborados en España. Este imperativo legal nos ha motivado más si cabe a marcarnos nuestros objetivos internos para minimizar al máximo los impactos medioambientales derivados de nuestro proceso productivo.

69%

Recycled material used in production up to 53%.
Material reciclado usado en producción hasta un 53%.

100%

Under the maximum authorized level for pollutant gas emissions.
Nivel de emisiones de contaminantes a la atmósfera inferior al límite autorizado.

100%

Cardboard and wood packaging managed by SIG from ECOEMBES.
Envases y embalajes de cartón y madera gestionados por el SIG de ECOEMBES.

100%

Waste management handled through an authorized company.
Gestión de residuos peligrosos y no peligrosos por gestor autorizado.

100%

Recycling of industrial sewage water.
Reutilización de aguas residuales industriales.





QUALITY_CALIDAD

HIGH TECHNICAL PORCELAIN _PORCELÁNICO TÉCNICO
DOUBLE FIRED _BICOCCIÓN



SERVICE_SERVICIO

DELIVERY WITHIN 0,5 DAYS _0,5 DÍAS PLAZO SUMINISTRO
PERMANENT STOCK 8.000.000 m² _STOCK PERMANENTE 8.000.000 m²



PRODUCTION_PRODUCIÓN

14.500.000 m²/year _14.500.000 m²/año



INNOVATION_INNOVACIÓN

DIGITAL TECHNOLOGY _TECNOLOGÍA DIGITAL



INTERNATIONAL_INTERNACIONAL

140 COUNTRIES _140 PAÍSES



ECOLOGY_ECOLOGÍA

69% RECYCLED MATERIAL _69% MATERIAL RECICLADO

Cerámicas Aparici SA does not take any responsibility of printing mistakes in any data of this catalogue. Check and confirm the data with CERÁMICAS APARICI S.A. before any order. All technical characteristics and specifications are based on the available information at the printing moment, they can suffer alterations without warning according to changes in markets, in technological innovations or any other factor. CERÁMICAS APARICI S.A. has the right to modify them without any responsibility or any commitment.

Cerámicas Aparici SA no asume ninguna responsabilidad por errores de impresión en cualquier dato reflejado en el presente catálogo. Por tal motivo, para la realización de cualquier pedido se solicita que sean confirmados a Cerámicas Aparici SA o a su distribuidor. Todas las características y especificaciones técnicas están basadas en la información disponible al momento de la impresión del presente catálogo y podrán cambiar o variar sin previo aviso de acuerdo a las circunstancias del mercado y/o a las innovaciones tecnológicas y/o a cualquier factor. CERÁMICAS APARICI SA, se reserva el derecho a modificarlos en cualquier momento sin incurrir en ninguna obligación, ni responsabilidad.