

VETRITE®
gem glass

SICIS®



VETRITE®
gem glass

SICIS®

VETRITE®
gem glass

Grandi lastre decorative per interior e hôtellerie

LARGE DECORATIVE SLABS
FOR INTERIORS AND HÔTELLERIE

Le ammalianti qualità delle gemme lavorate per i nostri gioielli hanno ispirato questa collezione unica al mondo: lastre di vetro che incorporano le venature delle pietre pregiate, le tonalità delle rocce vulcaniche e dei paesaggi lunari.

The sparkling qualities of cut gems used in jewellery have inspired this collection, unlike any other in the world: glass slabs incorporating the veins of precious gemstones, the hues of volcanic rocks and lunar landscapes.

*La struttura del catalogo affida la scoperta delle performance di Vetrìte Gem Glass
alla storia di tredici progetti interpretati da architetti e interior designer provenienti da vari paesi.*

*Architects and interior designers from different countries are entrusted with the task
of explaining the performances of Vetrìte Gem Glass through the narration of thirteen projects.*

08 **Vetrite Gem Glass**

10 **38 gemme · 38 gems**

13 **Project**

14 Private house in London

20 Private house in New York

28 Luxury hotel in Zurich

38 Private house in Dubai

48 Design studio in Florence

54 Club in Miami

62 Club in Sydney

68 Private house in Paris

74 Art hotel in Tokyo

88 Eclectic house in Bruxelles

98 Executive offices in Singapore

108 Furniture showroom in Hong Kong

118 Boutique in Milan

123 **Appendix**

124 Formati · Sizes

126 Macchia aperta · Bookmatch

128 Lavorazione a macchia aperta · Bookmatch process

130 Colori e finiture · Colours and finishes options

170 Montaggio · Mounting

178 Note tecniche · Technical notes

180 Caratteristiche tecniche del pannello LED
LED panel technical data

181 Sequenza di montaggio della lastra Gem Glass su pannello LED
Gem Glass slab mounting sequence on LED panel

182 Avviso legale · Legal notice

Vetrite Gem Glass

LA COLLEZIONE È COSTITUITA DA 38 GEMME CONTRADDISTINTE DA COLORI ED ESPRESSIVITÀ DIVERSE, SVILUPPATE IN QUATTRO FINITURE: CROMO, OPALESCENTE, SATINATO E SOLIDO.

THE COLLECTION CONSISTS OF 38 GEMS DISTINGUISHED BY DIFFERENT COLOURS AND EXPRESSIVENESS, DEVELOPED IN FOUR FINISHES: CHROME, OPALESCENT, SATIN AND SOLID.

CROMO: Le lastre proiettano nell'ambiente le tonalità delle gemme. Il mondo esterno scorre sulla superficie interna delle pareti.

OPALESCENTE: La luce, attraverso la materia opalescente, diffonde nello spazio circostante le nuance e le venature della pietra. La trasparenza del materiale crea illusioni ottiche ed evoca paesaggi marini e pavimenti di ghiaccio sui quali camminare sospesi.

SATINATO: Superfici morbide e levigate suggeriscono comfort e leggerezza. L'opacità della materia mette in risalto le sfumature delle venature.

SOLIDO: Il bianco puro fa da sfondo a disegni pieni dai colori accesi. Le superfici amplificano gli ambienti creando profondità illusorie e luminose.

CHROME: The slabs project the hues of the gems into the environment. The outside world flows over the internal surface of the walls.

OPALESCENT: Light, through the opalescent material, spreads the nuances and veins of the gemstone into the surrounding space. The transparency of the material creates optical illusions and evokes marine landscapes and ice floors on which to walk in suspension.

SATIN: Soft, smooth surfaces suggest comfort and lightness. The opacity of the material highlights the nuances of the veins.

SOLID: Pure white is the background of designs filled with vibrant colours. The surfaces amplify the environments, creating illusory and luminous depths.



Chrome




Finitura dalle sfumature metalliche.
Finish with metallic nuances.

Opalescent



Finitura semitrasparente che rende possibile la retroilluminazione.
Semi-transparent finish to allow backlighting.

Satin



Finitura opaca, effetto vellutato al tatto.
Matt finish, velvety touch effect.

Solid



Finitura colore saturo, avvolgente.
Saturated, enveloping colour effect.

Formato · Slab size
120 x 280 cm · 47^{1/4}" x 110^{1/4}"

Formato speciale · Special slab size
135 x 290 cm · 53^{1/8}" x 114^{1/8}"

Spessore · Thickness
6 mm (rivestimento) · 0^{1/4}" (covering)
10 mm (pavimento) · 0^{3/8}" (flooring)
12 mm (tavoli e top cucina) · 0^{1/2}" (tables and kitchen tops)

Lastre curve · Curved slabs
Bifacciali 8-10-12 mm · Two-sided 0^{5/16}" - 0^{3/8}" - 0^{1/2}"

38 gemme
38 gems

Formato
Slab size
120 x 280 cm
47¹/₄" x 110¹/₄"

Spessore
Thickness
6 mm - 10 mm - 12 mm
0¹/₄" - 0³/₈" - 0¹/₂"

Lastre curve
Curved slabs
Bifacciali 8 - 10 - 12 mm
Two-sided 0⁵/₁₆" - 0³/₈" - 0¹/₂"

Agata Blue



Agata Lilla



Aurora



Bloomer




Boulder



Canyon



Cave



Chroma



Cliff



Clouds



Corundum



Crater



Crimson



Crystallised



Fable



Frost



Galaxy



Grain



Ignite



Lagoon



Lake



Lastre di vetro dalle tonalità decise, dilaganti, giochi di colore, intriganti fantasie creative.

Glass slabs with strong, pervasive shades, plays of colour, intriguing creative patterns.

Landscape



Lignin



Magma



Mahogany



Neve



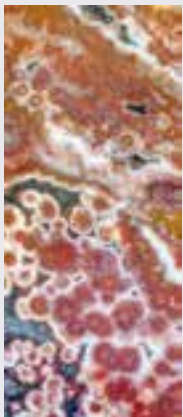
Pangea A



Pangea B



Punctum



Reef



River



Rock



Sepia



Solferino



Sunburst



Terrain



Unakite



Vulcano



Waves



Projects

APPLICAZIONI IN ARCHITETTURE
DI INTERNI & HÔTELLERIE

APPLICATIONS
IN INTERIOR DESIGN & HÔTELLERIE

Le lastre di Vetrite Gem Glass per le loro caratteristiche tecniche ed estetiche, sono ideali per applicazioni in ambienti residenziali e hôtellerie. Con i suoi 38 colori, quattro finiture e tre spessori, Gem Glass è un materiale versatile con il quale rivestire o realizzare pareti orizzontali e verticali di ogni tipo, ottenendo un prezioso effetto decorativo. La finitura opalescente inoltre permette agli architetti e interior decorator di ideare scenografiche superfici retroilluminate di grande impatto. Gem Glass è il materiale perfetto anche per sale da bagno, piscine, spa e cucine.

Vetrite Gem Glass slabs, for their technical and aesthetic characteristics, are ideal for applications in residential environments and hôtellerie. With its 38 colours, four finishes and three thicknesses, Gem Glass is a versatile material with which to cover or create horizontal and vertical surfaces of all kinds, obtaining a precious decorative effect. The opalescent finish allows architects and interior decorators to create dramatic backlit walls of great impact. Gem Glass is also the perfect material for bathrooms, pools, spas and kitchens.

Private house in London

INSTALLAZIONI PITTORICHE
PICTORIAL INSTALLATIONS



Anne F.,
Interior Decorator

“Ho scelto Gem Glass a parete per lo straordinario effetto decorativo. La suggestione dei disegni e dei colori dialoga in armonia con lo stile degli arredi progettati da SICIS.”

“I chose Gem Glass on the wall for its stunning decorative effect. The suggestion of the designs and the colours has a harmonious dialogue with the style of the furniture designed by SICIS.”

SUNBURST

Parete · Wall
Chrome
120x280 cm

Finiture · Finishes
p. 164

Montaggio · Mounting
p. 170





FURNITURE by SICIS

Poltroncina · Armchair AMARETTO
Pouf AMARETTO
Tavolino · Coffee table KORO
Lampada da tavolo · Table lamp LESCOT
Lampadario · Chandelier OSCAR

-

Project
Private house in London



COMBINAZIONI ARTISTICHE E FUNZIONALI

ARTISTIC AND FUNCTIONAL COMBINATIONS

L'arte del mosaico SICIS a pavimento (Etiopia Firefly) sfuma nella lucentezza delle pareti di Gem Glass cromo.

The art of SICIS mosaic flooring (Etiopia Firefly) blends within the brilliance of the walls of chrome Gem Glass.

CANYON

Parete · Wall
Chrome
120x280 cm

Finiture · Finishes
p. 135

Montaggio · Mounting
p. 170



FURNITURE by SICIS
Tavolino · Coffee table KORO

—

Project
Private house in London

PAESAGGI LUNARI IN SOTTOFONDO
LUNAR LANDSCAPES IN THE BACKGROUND

Le misteriose increspature
di Unakite cromo evocano
orizzonti onirici e immaginari

The mysterious ripples
of Unakite chrome evoke
dreamlike and imaginary
horizons





UNAKITE

Parete · Wall
Chrome
120x280 cm

Finiture · Finishes
p. 166

Montaggio · Mounting
p. 170

FURNITURE by SICIS

Lampada da tavolo · Table lamp ODEON
Mobile contenitore · Chest of drawers PATCHWORK

an exclusive collection by SICIS

Private house in New York

ELEGANZA FUNZIONALE
FUNCTIONAL ELEGANCE



Gary J.,
Architect

“Ho scelto Gem Glass per la possibilità di utilizzare un rivestimento di grande impatto scenico.” Gem Glass nello spessore 10 mm è ideale anche nell'utilizzo a battiscopa.

“I chose Gem Glass for the possibility of using a covering of great scenic impact.” Gem Glass in the 10 mm thickness is also ideal for use as skirting.

LIGNIN

Parete · Wall
Chrome
120x280 cm

Battiscopa · Skirting
≠ 10 mm

Finiture · Finishes
p. 152

Montaggio · Mounting
p. 170

VETRITE[®]
gem glass



FURNITURE by SICIS

Tavolo rotondo · Round table SIAM

Sedia · Chair SIAM

Lampadario · Ceiling lamp VENUS



FURNITURE by SICIS
Tavolino - Coffee table KORO

SOLFERINO

Parete · Wall
Chrome
120x280 cm

Piscina · Pool
Satin
90x90 cm

Finiture · Finishes
p. 163

Montaggio · Mounting
p. 170



RIVESTIMENTO PERFETTO PER PISCINE E AMBIENTI UMIDI
COVERING FOR SWIMMING POOLS AND WET ENVIRONMENTS

I riflessi dell'acqua diffondono nello spazio le tonalità dello smeraldo. Le grandi lastre a parete evocano la naturalezza della pietra fiorita di muschio.

The reflections of the water diffuse the emerald shades throughout the space. The large wall slabs evoke the naturalness of stone adorned with moss.

Project
Private house in New York



FURNITURE by SICIS
Tavolo · Round table KORO
Sedia · Chair LIAM
Lampadario · Ceiling lamp TRIS



RESISTENZA ALLO SHOCK TERMICO

RESISTANCE TO THERMAL SHOCK

È possibile richiedere Vetrite con una apposita composizione che utilizza vetro borosilicato per una elevata resistenza allo shock termico. Vetro borosilicato: misure massime realizzabili 120x230 cm.

It is possible to request Vetrite with a specific composition using borosilicate glass for high resistance to thermal shock. borosilicate glass: maximum size available 120x230 cm.



LAKE


Parete e soffitto
Backsplash and ceiling
Chrome
120x280 cm

Vetrite Tela Grey

Bancone e top cucina · Counter and kitchen top
Satin ≠ 12 mm

Finiture · Finishes
p. 150

Montaggio · Mounting
p. 170





LAKE
Chrome

Luxury hotel in Zurich

EFFETTI LUMINOSI
LUMINOUS EFFECTS



Albert M.,
Architect

“**H**o scelto Gem Glass opalescente per la speciale radiosità ottenuta attraverso la retroilluminazione. Un sistema a led progettato da SICIS (SICIS Led Panel) diffonde la luce in modo perfettamente omogeneo su tutta la lastra. La totale assenza di cornice perimetrale permette l'accostamento a parete di più pannelli continuativi.”

“I chose opalescent Gem Glass for the special light effects obtained through backlighting. An LED system designed by SICIS (SICIS LED Panel) spreads the light in a perfectly homogeneous way across the entire slab. The total absence of a perimeter frame allows several continuous panels to be joined across the wall.”

ROCK

Parete · Wall
Opalescent
120x280 cm

Finiture · Finishes
p. 161

Montaggio · Mounting
p. 171





FURNITURE by SICIS

Tavolino · Round table AMARETTO
Poltroncina · Armchair AMARETTO
Lampadario · Ceiling lamp ODISSEY

Project
Luxury hotel in Zurich



Intermittenze
luminose

Flickering
luminosity

FURNITURE by SICIS
Divano · Sofa ISLAND
Poltrona · Armchair ISLAND
Pouf ISLAND
Tavolino · Low and side table ALEC
Lampada da tavolo · Table lamp OSCAR



ROCK

Parete · Wall
Opalescent & solid
120x280 cm

Finiture · Finishes
p. 161

Montaggio · Mounting
p. 171



FURNITURE by SICIS

Cassettiera · Chest of drawers AMIDELE

Specchio · Round mirror FLUXUS

Sistema guardaroba · Wardrobe system SHAPE



TOTAL LOOK BY SICIS

Gem Glass abbinato al sistema di arredo modulare Shape per guardaroba e cabine armadio valorizza e impreziosisce gli interni.

Gem Glass, combined with the Shape modular furniture system for wardrobes and walk-in wardrobes, enhances the interiors with precious qualities.



AURORA

Parete · Wall
Opalescent
120x280 cm

Finiture · Finishes
p. 132

Montaggio · Mounting
p. 171



VERSATILI E MULTIFORMI
VERSATILE AND MULTIFORM

Le lastre di Gem Glass sono versatili e indicate per ogni tipo di progetto d'arredo e di rivestimento.
Gem Glass slabs are versatile and suitable for every type of furnishing and covering project.

FURNITURE by SICIS

Poltrona · Swivel armchair BLOSSOM
Lampadario · Chandelier ANDROMEDA

VETRITE®
gem glass



RIVER

Parete · Wall
Solid
120x280 cm

Finiture · Finishes
p. 160

Montaggio · Mounting
p. 171

LASTRE SCOMPOSTE
SPLIT SLABS

Nella parete frontale, tagli di Agata Lilla 30x280 cm retroilluminati con il sistema Led Panel di Sicis generano composizioni grafiche originali

On the front wall, Agata Lilla cuts of 30x280 cm, backlit with the Sicis Led Panel system, create special graphic combinations





AGATA LILLA

Parete · Wall
Chrome & opalescent
30x280 cm

Finiture · Finishes
p. 131

Montaggio · Mounting
p. 171

Private house in Dubai

LASTRE DALLE INFINITE APPLICAZIONI
SLABS WITH INFINITE APPLICATIONS



Jian X.,
Interior Decorator

“Ho scelto Gem Glass per le sue potenzialità di applicazione: le grandi lastre si tagliano, si piegano, si perforano e si modellano in base alle necessità del progetto, dell'arredo e del rivestimento.”

“I chose Gem Glass for its application potential: the large slabs can be cut, bent, perforated and shaped according to the needs of the design, the furniture and the coating.”



SEPIA

Parete · Wall
Chrome
120x280 cm

Finiture · Finishes
p. 162

Montaggio · Mounting
p. 171



FURNITURE by SICIS
Lampadario · Ceiling lamp TRIS





Disinibite forme di tavoli
ottenute con Gem Glass Sepia

Uninhibited table forms
obtained with Sepia Gem Glass

SEPIA

Tavolini · Coffee tables
Satin ≈ 12 mm

Project
Private house in Dubai



NEVE

Parete · Wall
Chrome
120x280 cm

Finiture · Finishes
p. 155

Montaggio · Mounting
p. 171



VISIONI PLANETARIE
PLANETARY VISIONS

Grandi lastre a parete che portano lo sguardo
nella profondità dell'Universo.

Large wall-mounted slabs that bring the gaze
into the profundity of the Universe.



FURNITURE by SICIS
Tavolino · Side table QUEEN B SIDE

an exclusive collection by SICIS



VOLUMI PERFETTI

PERFECT VOLUMES

Monolite impeccabile,
elegante e funzionale
anche in cucina

Impeccable monoliths,
elegant and functional
even in the kitchen

AURORA

Parete · Backsplash
Opalescent
120x280 cm

Bancone e top cucina · Counter and kitchen top
Solid ≠ 12 mm

Finiture · Finishes
p. 132

Montaggio · Mounting
p. 171





Pentagramma di Waves
esaltato dal montaggio
a bookmatch

Waves pentagram
enhanced by the
bookmatched assembly

Design studio in Florence

LA PROGETTUALITÀ DELLA PARETE CURVA
DESIGN OF THE CURVED WALL



Paolo C., Laura F. and Davide P.
Designer

“Abbiamo scelto Gem Glass perché risponde perfettamente alle necessità tecniche e creative del progetto. Le pareti possono essere modellate creando curve sinuose e attraenti.”

“We chose Gem Glass because it perfectly meets the technical and creative needs of the project. The walls can be modelled, creating sinuous and attractive curves.”

CHROMA

Parete · Wall
Chrome
120x280 cm


Finiture · Finishes
p. 137

Montaggio · Mounting
p. 172

VETRITE[®]
gem glass

24
DESIGN
STUDIO





AVVOLTI IN UN GUSCIO DI LUCE
WRAPPED IN A SHELL OF LIGHT

Le potenzialità di utilizzo in architettura della parete curva consentono installazioni funzionali e decorative. La competenza tecnica e innovativa di SICIS ha permesso di realizzare Vetrite Gem Glass curva in versione bifacciale, conciliando progettualità ed estetica.

The potential for the use of curved walls in architecture makes functional and decorative installations possible. The technical and innovative competence of SICIS has allowed to create curved Vetrite Gem Glass in a two-sided version, reconciling design and aesthetics.

CHROMA

Parete · Wall
Chrome
120x280 cm

Finiture · Finishes
p. 137

Montaggio · Mounting
p. 172

—
Project
Design studio in Florence

PANGEA

Parete · Wall
Chrome
120x280 cm

Finiture · Finishes
p. 156

Montaggio · Mounting
p. 172



VETRITE
gen glass



Club in Miami

MODERNA OPERA D'ARTE

MODERN WORK OF ART



La parete retroilluminata di Gem Glass opalescente diffonde nell'ambiente le burrascose venature della gemma. Il disegno pieno e i colori luminosi trasformano le pareti in moderne opere d'arte.

The backlit wall of opalescent Gem Glass spreads the tempestuous veins of the gem into the environment. The full design and luminous colours transform the walls into modern works of art.

REEF

Parete · Wall
Opalescent & solid
120x280 cm

Finiture · Finishes
p. 159

Montaggio · Mounting
p. 172

VETRITE[®]
gem glass



FURNITURE by SICIS

Tavolino · Low and side table RAY
Poltroncina · Armchair LIAM
Lampadario · Ceiling lamp BALLETT

SORPRENDENTI EFFETTI ILLUSORI
SURPRISING ILLUSORY EFFECTS

Gem Glass Reef opalescente,
a soffitto e a parete, trasforma
gli arredi in oasi sospese in
un cielo luminescente

Opalescent Reef Gem Glass,
on the ceiling and walls,
transforms the furnishings
into an oasis suspended in
a luminescent sky

FURNITURE by SICIS
SICIS BAR
Sgabello · Barstool P 08



REEF

Parete e soffitto · Wall and ceiling
Opalescent
120x280 cm

Finiture · Finishes
p. 159

Montaggio · Mounting
p. 172



FURNITURE by SICIS

Tavolino bar · Bar round table F58
Tavolino bar · Bar square table M58
Poltroncine · Armchair CELEBRITY



ARAZZO DI FUOCO
TAPESTRY OF FIRE

La forza dei colori accesi unita alla retroilluminazione rende magnetica l'installazione a parete.

The force of the vibrant colours, together with backlighting, makes the wall installation magnetic.

MAGMA

Parete · Wall
Opalescent
120x280 cm

Finiture · Finishes
p. 153

Montaggio · Mounting
p. 172



COMBINAZIONI EVOCATIVE
EVOCATIVE COMBINATIONS

La particolare lavorazione e la speciale iridescenza dei mosaici Orchis Iridium e Black Murano Smalto vengono esaltate dalla naturalezza delle venature di Galaxy, trasformando la sauna in una grotta vulcanica.

The particular workmanship and the special iridescence of the mosaics Orchis Iridium e Black Murano Smalto are exalted by the naturalness of the veins of Galaxy, transforming the sauna into a volcanic grotto.



GALAXY

Parete · Wall
Chrome
120x280 cm

Finiture · Finishes
p. 146

Montaggio · Mounting
p. 172

Club in Sydney

ESPRESSIONI ORNAMENTALI
ORNAMENTAL EXPRESSIONS

I colori intensi e la trama accattivante dei disegni fanno di Gem Glass Crimson il rivestimento ideale per spazi commerciali e ricreativi.

The intense colours and captivating weft of the designs make Crimson Gem Glass the ideal covering for commercial and recreational spaces.



CRIMSON

Parete · Wall
Chrome
120x280 cm

Finiture · Finishes
p. 142

Montaggio · Mounting
p. 173





LA BELLEZZA DEL BOOKMATCH
THE BEAUTY OF BOOKMATCHING

Le lastre di Vetrite Gem Glass nella versione bookmatch donano ai progetti un'allure particolare, glamour ed eleganza.

The bookmatched version of Vetrite Gem Glass slabs gives the projects a particular allure, glamour and elegance.

CRATER

Parete · Wall
Opalescent
120x280 cm

Finiture · Finishes
p. 141

Montaggio · Mounting
p. 173

VETRITE[®]
gem glass







VETRITE®
gem glass

IDEALE PER AMBIENTI UMIDI

IDEAL FOR WET ENVIRONMENTS

Combinazioni artistiche di Gem Glass
e mosaico SICIS (Neocolibrì Custom Blend).
Funzionali per ambienti umidi e spa.

Artistic combinations of Gem Glass
and SICIS mosaic (Neocolibrì Custom Blend).
Functional for wet environments and spas.

CORUNDUM

Parete · Wall
Satin
120x280 cm

Finiture · Finishes
p. 140

Montaggio · Mounting
p. 173

Private house in Paris

CURVE SINUOSE SINUOUS CURVES

La nuance del quarzo Cave e l'elegante forma flessuosa portano armonia al progetto architettonico. Le lastre di Vetrite curva bifacciale superano i confini della tecnica e permettono di assecondare le esigenze creative dei designer.

The nuance of the Cave quartz and the elegant supple form bring harmony to the architectural design. The two-sided curved Vetrite slabs go beyond the boundaries of technology and make it possible to satisfy the creative needs of designers.



CAVE

Parete · Wall
Chrome
120x280 cm

Parapetto · Banister
Two-sided opalescent
100x280 cm

Finiture · Finishes
p. 136

Montaggio · Mounting
p. 173



VETRITE[®]
gem glass



-
Project
Private house in Paris




GRAIN

Parete · Wall
Chrome
120x280 cm

Finiture · Finishes
p. 147

Montaggio · Mounting
p. 173



Come in una spettacolare
cava marmorea

As if within a damp
marble cave



WAVES

Parete · Wall
Chrome
120x280 cm

Finiture · Finishes
p. 168

Montaggio · Mounting
p. 173



RADICA CHIC
CHIC BRIAR ROOT

Morbide striature d'oro dialogano con le venature naturali degli arredi.

Soft gold streaks dialogue with the natural veins of the furnishing.

Art hotel in Tokyo

AMBIENTI CARISMATICI, SALUBRI E ACCOGLIENTI
CHARISMATIC, HEALTHY AND WELCOMING ENVIRONMENTS



Arthur J. and Gary O.
Architects

“Abbiamo scelto Gem Glass per le qualità del prodotto e l'eccezionale palette cromatica che ci ha permesso di personalizzare in modo distintivo la hall e le stanze dell'hotel. Le superfici lisce e nitide di Vetríte si puliscono facilmente e garantiscono standard elevati di salubrità. Mahogany bookmatch a parete è lo sfondo ideale per un ambiente pensato per accogliere gli ospiti con stile ed eleganza.”

“We chose Gem Glass because of the quality of the product and the exceptional colour palette that allowed us to customise the lobby and the hotel rooms in a distinctive way.

The smooth, crisp surfaces of Vetríte are easy to clean and guarantee high health standards.

Mahogany bookmatched on the wall is the ideal backdrop for an environment designed to welcome guests with style and elegance.”

MAHOGANY

Parete · Wall
Chrome
120x280 cm

Finiture · Finishes
p. 154

Montaggio · Mounting
p. 174

VETRITE[®]
gem glass



FURNITURE by SICIS
Poltroncina · Armchair LIAM



Pareti dinamiche
e magnetiche

Dynamic
and magnetic walls

VETRITE
gem glass

VULCANO

Parete · Wall
Chrome
120x280 cm

Finiture · Finishes
p. 167

Montaggio · Mounting
p. 174

TEMPESTA PIROCLASTICA
PYROCLASTIC STORM

Dalle pareti scaturisce energia pura,
che pare nascere dal centro della terra.
La fascia di 44 cm di idropittura ocra collega
piacevolmente Gem Glass con il soffitto

Pure energy flows from the walls,
which seem to be born from the centre
of the earth. The 44 cm band of ocher
water-based painting makes an appealing
connection of Gem Glass with the ceiling

VULCANO

Parete · Wall
Chrome
120x280 cm

Finiture · Finishes
p. 167

Montaggio · Mounting
p. 174

VETRITE[®]
gem glass



—
Project
Art hotel in Tokyo

BLOOMER

Parete · Wall
Chrome
120x280 cm

Finiture · Finishes
p. 133

Montaggio · Mounting
p. 174

FURNITURE by SICIS

Lampadario · Round ceiling lamp 120 PLAZA
Tavolino · Side table RING SIDE

I colori vivaci di Bloomer si
contrappongono ai toni rilassanti
del legno e accolgono gli ospiti
in un ambiente caldo e poetico

The vibrant colours of Bloomer
contrast with the soothing tones
of the wood and welcome guests
in a warm and poetic setting

—

Project
Art hotel in Tokyo

**GEM GLASS E MOSAICO:
IL BINOMIO CHE FA LA DIFFERENZA**

**GEM GLASS AND MOSAIC:
THE COMBINATION THAT MAKES THE DIFFERENCE**

L'impetuosa bellezza delle lastre di Terrain è esaltata dagli innesti del mosaico giallo (Waterglass Ale 02) e nero (Pluma PL04 Berg).

The impetuous beauty of the Terrain slabs is enhanced by inserts of yellow (Waterglass Ale 02) and black (Pluma PL04 Berg) mosaic.



TERRAIN

Parete · Wall
Satin
120x280 cm

Finiture · Finishes
p. 165

Montaggio · Mounting
p. 174



VETRITE[®]
gem glass





SUITE INEDITE E PREZIOSE
BRAND NEW AND PRECIOUS SUITES

Una parete fiorita di greche coralline

A wall blossoming
with coralline
decorative motifs

FURNITURE by SICIS

Letto · Bed DONOVAN
Tavolino · Round side table TRAY
Tavolino · Side table SULTAN
Pouf SULTAN
Lampada a parete · Wall sconce SIAM

IGNITE

Parete · Wall
Chrome
120x280 cm

Finiture · Finishes
p. 148

Montaggio · Mounting
p. 174



PUNCTUM

Parete · Wall
Chrome
60x280 cm

Finiture · Finishes
p. 158

Montaggio · Mounting
p. 174

FURNITURE by SICIS
Pouf SULTAN



ARMONIOSI GIOCHI DI CORNICI
HARMONIOUS PLAY OF FRAMES

La meraviglia dei mosaici SISIC Murano Smalto White ed Ecuador Firefly alternati alle superfici di Gem Glass creano allestimenti artistici e funzionali.

The wonder of the SISIC mosaics Murano Smalto White and Ecuador Firefly alternating with the surfaces of Gem Glass creates artistic and functional arrangements.

Eclectic house in Bruxelles

L'UNICITÀ DI UN MATERIALE POLIEDRICO
THE UNIQUENESS OF A MULTIFACETED MATERIAL



Marianne O.,
Architect

“Ho scelto Gem Glass perché è versatile e si presta a installazioni di forte impatto. La spettacolarità delle macchie giallo oro di Terrain corre lungo tutto il vano scala di un edificio prestigioso e moderno.”

“I chose Gem Glass because it is versatile and lends well to high impact decorative installations. The spectacularity of Terrain’s golden-yellow spots runs along the entire stairwell of a prestigious and modern building.”

TERRAIN

Parete · Wall
Chrome
120x280 cm

Finiture · Finishes
p. 165

Montaggio · Mounting
p. 175

VETRITE[®]
gem glass



–

Project

Eclectic house in Bruxelles

Gem Glass anima la progettualità
e incoraggia la ricerca di
accostamenti creativi

Gem Glass animates the design
approach and encourages the
search for creative combinations

CRYSTALLISED

Parete · Wall
Chrome
120x280 cm

Finiture · Finishes
p. 143

Montaggio · Mounting
p. 175

VETRITE[®]
gem glass



-

Project
Eclectic house in Bruxelles



COMBINAZIONI ARTISTICHE ARTISTIC COMBINATIONS

Le grandi lastre in orizzontale abbinata al mosaico SICIS per interni contemporanei (557 Cubes a rivestimento e 542S a pavimento).

The large horizontal slabs combined with the SICIS mosaic for contemporary interiors (557 Cubes for wall covering and 542S for the flooring).

SOLFERINO

Parete · Wall
Chrome
120x280 cm

Finiture · Finishes
p. 163

Montaggio · Mounting
p. 175





FROST

Parete · Wall
Chrome
120x280 cm

Vetrite Suede Cream

Finiture · Finishes
p. 145

Montaggio · Mounting
p. 175



Sottofondo siderale
di Gem Glass

Sidereal background
of Gem Glass





Sfumature dorate e tonalità rosso granato trasformano la parete orizzontale in una moderna opera d'arte

Golden shades and garnet red hues transform the horizontal wall into a modern work of art

FABLE

Parete · Wall
Chrome
120x280 cm

Finiture · Finishes
p. 144

Montaggio · Mounting
p. 175

Executive offices in Singapore

ELEGANZA ORIENTALE
ORIENTAL ELEGANCE

Le auree venature di Pangea per il rivestimento di un ambiente ricercato ed esclusivo. La ricchezza decorativa di Gem Glass costituisce lo sfondo ideale per un arredamento rigoroso ed essenziale.

The golden veins of Pangea for the covering of a refined and exclusive environment. The decorative richness of Gem Glass is the ideal backdrop for a rigorous and essential décor.



PANGEA

Parete · Wall
Chrome
120x280 cm

Finiture · Finishes
p. 156

Montaggio · Mounting
p. 175




FURNITURE by SICIS

Lampadario · Ceiling lamp DROP
Poltroncina · Armchair AMARETTO

—
Project
Executive offices in Singapore

PANGEA

Parete · Wall
Chrome
120x280 cm



Le linee dorate di Pangea
si fondono e creano
un disegno continuo.
La trama scorre fluida
toccando gli angoli più audaci

The golden lines of Pangea
blend together and create
a continuous pattern.
The weft flows smoothly,
touching the boldest corners

Project
Executive offices in Singapore



FURNITURE by SICIS
Tavolo · Table PHILIPPE
Lampada da tavolo · Table lamp OSCAR
Lampadario · Chandelier OSCAR

Una parete preziosa
a confronto con lo
skyline della città

A precious wall that
dialogues with the
city skyline

GALAXY


Parete · Wall
Chrome
120x280 cm

Finiture · Finishes
p. 146

Montaggio · Mounting
p. 175

-

Project
Executive offices in Singapore



**Immersi in un mare
di gemme**

Immersed in a sea
of gems

GALAXY

Parete e soffitto
Wall and ceiling
Opalescent
120x280 cm

Finiture · Finishes
p. 146

Montaggio · Mounting
p. 175

VETRITE[®]
gem glass

FURNITURE by SICIS
Pouf SULTAN

an exclusive collection by SICIS[®]

—
Project
Executive offices in Singapore

AGATA BLUE

Parete · Wall
Chrome
120x280 cm

Finiture · Finishes
p. 130

Montaggio · Mounting
p. 175



MAGICO EFFETTO RIFLETTENTE
MAGICAL REFLECTING EFFECT

Il mondo esterno scorre sulla parete confondendosi
con le venature delle gemme.

The outside world flows on the wall, mixing itself
with the veins of the gems.

Furniture showroom in Hong Kong

PAESAGGI MONUMENTALI
MONUMENTAL LANDSCAPES

Le grandi lastre a parete evocano paesaggi rocciosi di terre lontane. Le tinte calde della pietra creano un ambiente gradevole e accogliente.

The large wall slabs evoke the rocky landscapes of distant lands. The warm colours of the stone create a pleasant and welcoming atmosphere.

LANDSCAPE

Parete · Wall
Opalescent
120x280 cm

Finiture · Finishes
p. 151

Montaggio · Mounting
p. 176





Il fascino dell'ametista per una parete dal carattere singolare, rara come il taglio di una pietra

The charm of amethyst for a wall of singular character, as rare as the cut of a stone

CLIFF

Parete · Wall
Solid
120x280 cm

Finiture · Finishes
p. 138

Montaggio · Mounting
p. 176



FURNITURE by SICIS

Letto · Bed DONOVAN

Panca · Bench DONOVAN

Comodino · Nightstand AMIDELE

Lampada da tavolo · Table lamp TRIS

Project
Furniture showroom in Hong Kong





COMPOSIZIONI CRISTALLINE
CRYSTALLINE COMPOSITIONS

Il grande arazzo a parete dialoga con le venature delle gemme custodite nei piccoli tagli di Gem Glass a pavimento.

The large wall tapestry dialogues with the veins of the gems hold in the Gem Glass cut on the floor.

CLIFF

Parete · Wall
Opalescent
120x280 cm

Pavimento · Floor
Solid
60x60 cm

Finiture · Finishes
p. 138

Montaggio · Mounting
p. 176

-

Project

Furniture showroom in Hong Kong



**TUFFO DI DIAMANTE
IN ACQUAMARINA**

**DIAMOND DIVE
IN AQUAMARINE**

La straordinaria bellezza delle gemme
trasforma la parete in incantevole gioiello.

The extraordinary beauty of the gems
transforms the wall into an enchanting
jewel.

VETRITE®
gem glass



LAGOON

Parete · Wall
Opalescent & chrome
120x80 cm

Finiture · Finishes
p. 149

Montaggio · Mounting
p. 176

Project
Furniture showroom in Hong Kong



BOULDER

Parete · Wall
Opalescent
120x280 cm

Finiture · Finishes
p. 134

Montaggio · Mounting
p. 176



PROIEZIONE LUMINOSA DI GEMME SMERALDINE
LUMINOUS PROJECTION OF EMERALD-GREEN GEMS

Funzionale ed elegante, la parete retroilluminata di Gem Glass effonde riflessi di smeraldo.

Functional and elegant, the backlit wall of Gem Glass casts emerald reflections.

Boutique in Milan

INSTALLAZIONI BOREALI
BOREAL INSTALLATIONS

Gem Glass opalescente
retroilluminata crea illusorie
visioni boreali.

Backlit opalescent Gem Glass
creates illusory Boreal visions.

REEF

Parete e soffitto
Wall and ceiling
Opalescent
120x280 cm

Finiture · Finishes
p. 159

Montaggio · Mounting
p. 176





SICIS LED PANEL

SICIS progetta e realizza l'intero impianto di retroilluminazione supportando il cliente in tutte le fasi dell'installazione

SICIS designs and manufactures the entire backlighting system, supporting the customer in every phase of installation

REEF

Parete e soffitto
Wall and ceiling
Opalescent
120x280 cm

Finiture · Finishes
p. 159

Montaggio · Mounting
p. 176


VETRITE
gem glass



Appendix

FORMATI · MACCHIA APERTA · COLORI · MONTAGGIO · NOTE TECNICHE
FORMATS · BOOKMATCH · COLOURS · INSTALLATION · TECHNICAL NOTES





Formato · Slab size
120 x 280 cm · 47^{1/4}" x 110^{1/4}"

Formato speciale · Special slab size
135 x 290 cm · 53^{1/8}" x 114^{1/8}"


Spessore · Thickness
6 mm (rivestimento) · 0^{1/4}" (covering)
10 mm (pavimento) · 0^{3/8}" (flooring)
12 mm (tavoli e top cucina) · 0^{1/2}" (tables and kitchen tops)

Lastre curve · Curved slabs
Bifacciali 8-10-12 mm · Two-sided 0^{5/16}" - 0^{3/8}" - 0^{1/2}"

Finiture · Finishes
Chrome
Opalescent
Satin
Solid


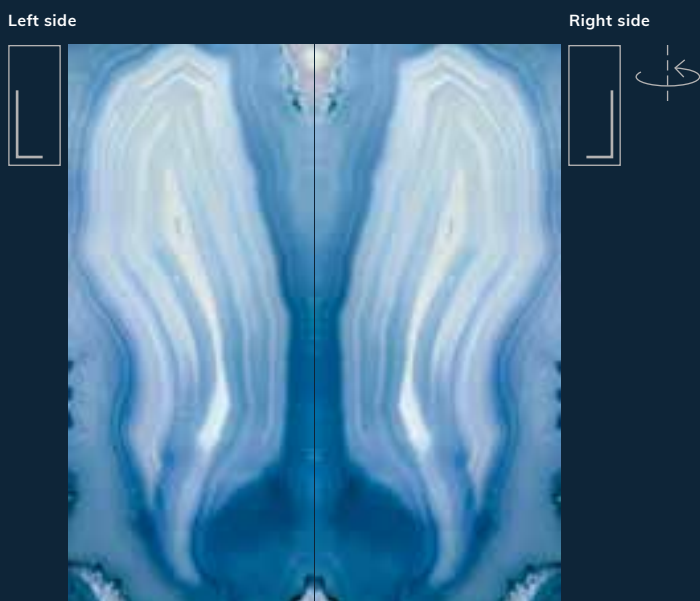


Appendix
Macchia aperta · Bookmatch



Tutte le gemme della collezione Gem Glass sono disponibili nelle versioni a macchia aperta (bookmatch).

All gems in the Gem Glass collection are available in bookmatched version.





Appendix

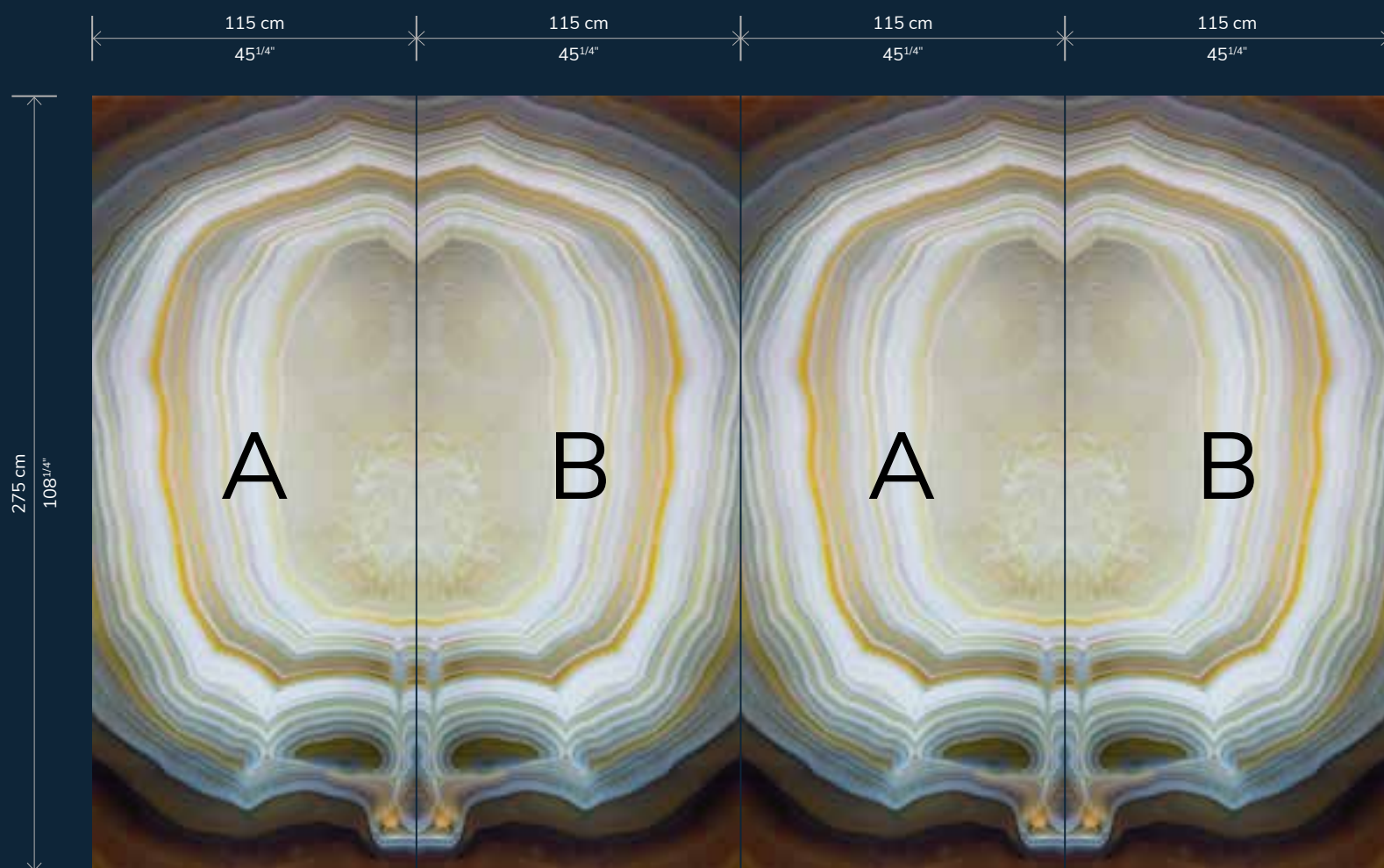
Lavorazione a macchia aperta · Bookmatch process

Per poter ottenere un perfetto "book matching" da una lastra standard 120x280 cm, è necessario rifilare una porzione di 2,5 cm per lato.

Se il cliente tuttavia necessita di una lastra con effetto "book matching" nel formato standard 120x280 senza rifilo, può richiederla specificandolo al momento dell'ordine.

In order to obtain a perfect "book matching" from a standard 120x280 cm slab, it is necessary to trim a portion of 2.5 cm per side.

When placing the order, the client can also request a slab with a "book matching" effect in the standard 120x280 format without trimming. This needs to be specified.



Esempio di Vetrite Gem Glass lavorata a macchia aperta
Example of bookmatched Vetrite Gem Glass



Agata Blue

Disponibile nelle finiture cromo, opalescente, solido.
Finitura satinato su richiesta.

Available with chrome, opalescent and solid finishes.
Satin finish on demand.



Front light



Back light

CHROME

OPALESCENT

SOLID



PROJECTS

Executive offices in Singapore
p. 106

Formato · Slab size
120 x 280 cm · 47¹/₄" x 110¹/₄"

Formato speciale · Special slab size
135 x 290 cm · 53¹/₈" x 114¹/₈"

Lastre curve · Curved slabs
Bifacciali 8-10-12 mm
Two-sided 0⁵/₁₆" - 0³/₈" - 0¹/₂"

Spessore · Thickness
6 mm (rivestimento) · 0¹/₄" (covering)
10 mm (pavimento) · 0³/₈" (flooring)
12 mm (tavoli e top cucina) · 0¹/₂" (tables and kitchen tops)

Agata Lilla

Disponibile nelle finiture cromo, opalescente, solido.
Finitura satinato su richiesta.

Available with chrome, opalescent and solid finishes.
Satin finish on demand.



Front light



Back light

CHROME

OPALESCENT

SOLID



PROJECTS

Luxury hotel in Zurich
p. 36

Formato · Slab size
120 x 280 cm · 47^{1/4}" x 110^{1/4}"

Formato speciale · Special slab size
135 x 290 cm · 53^{1/8}" x 114^{1/8}"

Lastre curve · Curved slabs
Bifacciali 8-10-12 mm
Two-sided 0^{5/16}" - 0^{3/8}" - 0^{1/2}"

Spessore · Thickness
6 mm (rivestimento) · 0^{1/4}" (covering)
10 mm (pavimento) · 0^{3/8}" (flooring)
12 mm (tavoli e top cucina) · 0^{1/2}" (tables and kitchen tops)

Aurora

Disponibile nelle finiture cromo, opalescente, solido.
Finitura satinato su richiesta.

Available with chrome, opalescent and solid finishes.
Satin finish on demand.



Front light



Back light

CHROME

OPALESCENT

SOLID



PROJECTS

Luxury hotel in Zurich
p. 32

Private house in Dubai
p. 44

Formato · Slab size
120 x 280 cm · 47^{1/4}" x 110^{1/4}"

Formato speciale · Special slab size
135 x 290 cm · 53^{1/8}" x 114^{1/8}"

Lastre curve · Curved slabs
Bifacciali 8-10-12 mm
Two-sided 0^{5/16}" - 0^{3/8}" - 0^{1/2}"

Spessore · Thickness
6 mm (rivestimento) · 0^{1/4}" (covering)
10 mm (pavimento) · 0^{3/8}" (flooring)
12 mm (tavoli e top cucina) · 0^{1/2}" (tables and kitchen tops)

Bloomer

Disponibile nelle finiture cromo, opalescente, satinato.
Finitura solido su richiesta.

Available with chrome, opalescent and satin finishes.
Solid finish on demand.



CHROME


Front light

OPALESCENT



Back light

SATIN



PROJECTS

Art hotel in Tokyo
p. 80

Formato · Slab size
120 x 280 cm · 47^{1/4}" x 110^{1/4}"

Formato speciale · Special slab size
135 x 290 cm · 53^{1/8}" x 114^{1/8}"

Lastre curve · Curved slabs
Bifacciali 8-10-12 mm
Two-sided 0^{5/16}" - 0^{3/8}" - 0^{1/2}"

Spessore · Thickness
6 mm (rivestimento) · 0^{1/4}" (covering)
10 mm (pavimento) · 0^{3/8}" (flooring)
12 mm (tavoli e top cucina) · 0^{1/2}" (tables and kitchen tops)

Boulder

Disponibile nelle finiture cromo, opalescente, solido.
Finitura satinato su richiesta.

Available with chrome, opalescent and solid finishes.
Satin finish on demand.



Front light




Back light

CHROME

OPALESCENT

SOLID



PROJECTS

Furniture showroom in Hong Kong
p. 116

Formato · Slab size
120 x 280 cm · 47¹/₄" x 110¹/₄"

Formato speciale · Special slab size
135 x 290 cm · 53¹/₈" x 114¹/₈"

Lastre curve · Curved slabs
Bifacciali 8-10-12 mm
Two-sided 0⁵/₁₆" - 0³/₈" - 0¹/₂"

Spessore · Thickness
6 mm (rivestimento) · 0¹/₄" (covering)
10 mm (pavimento) · 0³/₈" (flooring)
12 mm (tavoli e top cucina) · 0¹/₂" (tables and kitchen tops)

Canyon

Disponibile nelle finiture cromo, opalescente, satinato.
Finitura solido su richiesta.

Available with chrome, opalescent and satin finishes.
Solid finish on demand.



CHROME

Front light

OPALESCENT



Back light

SATIN



PROJECTS

Private house in London
p. 16

Formato · Slab size
120 x 280 cm · 47^{1/4}" x 110^{1/4}"

Formato speciale · Special slab size
135 x 290 cm · 53^{1/8}" x 114^{1/8}"

Lastre curve · Curved slabs
Bifacciali 8-10-12 mm
Two-sided 0^{5/16}" - 0^{3/8}" - 0^{1/2}"

Spessore · Thickness
6 mm (rivestimento) · 0^{1/4}" (covering)
10 mm (pavimento) · 0^{3/8}" (flooring)
12 mm (tavoli e top cucina) · 0^{1/2}" (tables and kitchen tops)

Cave

Disponibile nelle finiture cromo, opalescente, satinato.
Finitura solido su richiesta.

Available with chrome, opalescent and satin finishes.
Solid finish on demand.



Front light



Back light

CHROME

OPALESCENT

SATIN



PROJECTS

Private house in Paris
p. 68

Formato · Slab size
120 x 280 cm · 47^{1/4}" x 110^{1/4}"

Formato speciale · Special slab size
135 x 290 cm · 53^{1/8}" x 114^{1/8}"

Lastre curve · Curved slabs
Bifacciali 8-10-12 mm
Two-sided 0^{5/16}" - 0^{3/8}" - 0^{1/2}"

Spessore · Thickness
6 mm (rivestimento) · 0^{1/4}" (covering)
10 mm (pavimento) · 0^{3/8}" (flooring)
12 mm (tavoli e top cucina) · 0^{1/2}" (tables and kitchen tops)

Chroma

Disponibile nelle finiture cromo, opalescente, satinato.
Finitura solido su richiesta.

Available with chrome, opalescent and satin finishes.
Solid finish on demand.



CHROME


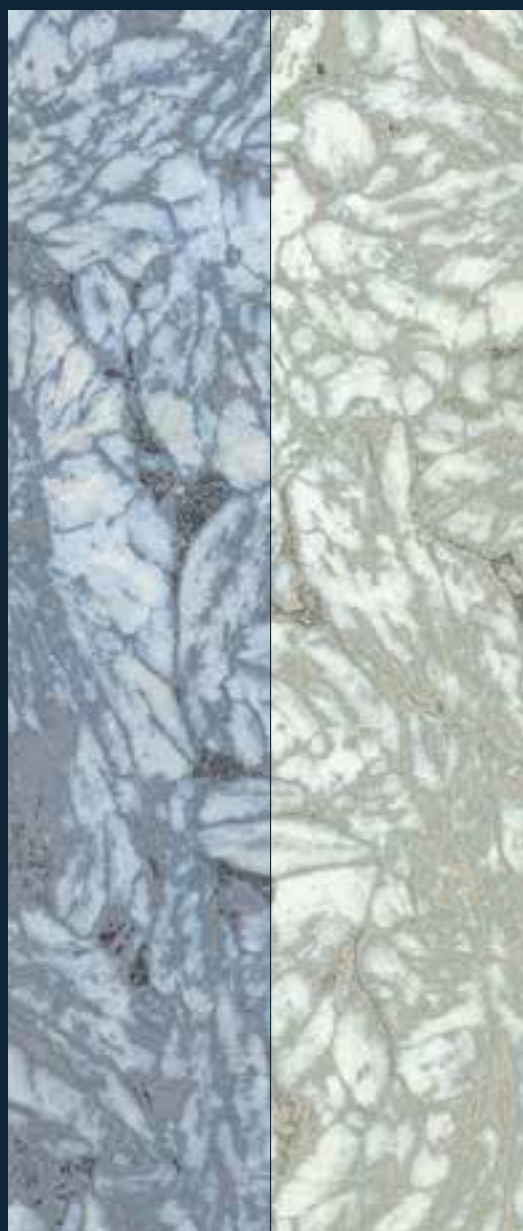
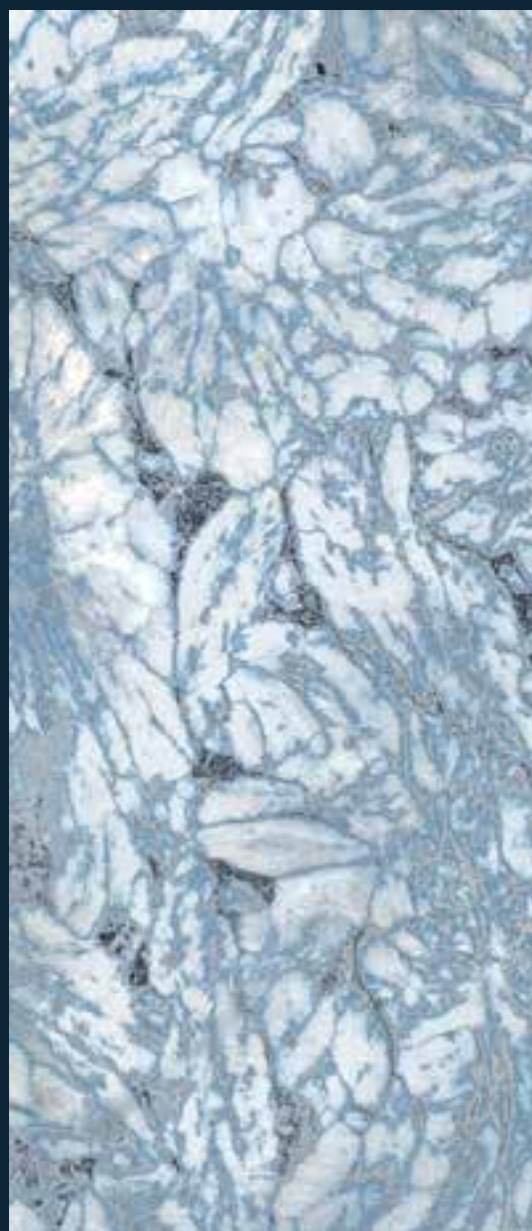
Front light



OPALESCENT

Back light

SATIN



PROJECTS

Design studio in Florence
pp. 48, 50

Formato · Slab size
120 x 280 cm · 47^{1/4}" x 110^{1/4}"

Formato speciale · Special slab size
135 x 290 cm · 53^{1/8}" x 114^{1/8}"

Lastre curve · Curved slabs
Bifacciali 8-10-12 mm
Two-sided 0^{5/16}" - 0^{3/8}" - 0^{1/2}"

Spessore · Thickness
6 mm (rivestimento) · 0^{1/4}" (covering)
10 mm (pavimento) · 0^{3/8}" (flooring)
12 mm (tavoli e top cucina) · 0^{1/2}" (tables and kitchen tops)

Cliff

Disponibile nelle finiture cromo, opalescente, solido.
Finitura satinato su richiesta.

Available with chrome, opalescent and solid finishes.
Satin finish on demand.



Front light



Back light

CHROME

OPALESCENT

SOLID



PROJECTS

Furniture showroom in Hong Kong
pp. 110, 112

Formato · Slab size
120 x 280 cm · 47¹/₄" x 110¹/₄"

Formato speciale · Special slab size
135 x 290 cm · 53¹/₈" x 114¹/₈"

Lastre curve · Curved slabs
Bifacciali 8-10-12 mm
Two-sided 0⁵/₁₆" - 0³/₈" - 0¹/₂"

Spessore · Thickness
6 mm (rivestimento) · 0¹/₄" (covering)
10 mm (pavimento) · 0³/₈" (flooring)
12 mm (tavoli e top cucina) · 0¹/₂" (tables and kitchen tops)

Clouds

Disponibile nelle finiture cromo, opalescente, solido.
Finitura satinato su richiesta.

Available with chrome, opalescent and solid finishes.
Satin finish on demand.



CHROME



Front light



OPALESCENT

Back light

SOLID



Formato · Slab size
120 x 280 cm · 47^{1/4}" x 110^{1/4}"

Formato speciale · Special slab size
135 x 290 cm · 53^{1/8}" x 114^{1/8}"

Lastre curve · Curved slabs
Bifacciali 8-10-12 mm
Two-sided 0^{5/16}" - 0^{3/8}" - 0^{1/2}"

Spessore · Thickness
6 mm (rivestimento) · 0^{1/4}" (covering)
10 mm (pavimento) · 0^{3/8}" (flooring)
12 mm (tavoli e top cucina) · 0^{1/2}" (tables and kitchen tops)

Corundum

Disponibile nelle finiture cromo, opalescente, satinato.
Finitura solido su richiesta.

Available with chrome, opalescent and satin finishes.
Solid finish on demand.



CHROME

Front light



OPALESCENT

Back light



SATIN



PROJECTS

Club in Sydney
p. 66

Formato · Slab size
120 x 280 cm · 47¹/₄" x 110¹/₄"

Formato speciale · Special slab size
135 x 290 cm · 53¹/₈" x 114¹/₈"

Lastre curve · Curved slabs
Bifacciali 8-10-12 mm
Two-sided 0⁵/₁₆" - 0³/₈" - 0¹/₂"

Spessore · Thickness
6 mm (rivestimento) · 0¹/₄" (covering)
10 mm (pavimento) · 0³/₈" (flooring)
12 mm (tavoli e top cucina) · 0¹/₂" (tables and kitchen tops)

Crater

Disponibile nelle finiture cromo, opalescente, solido.
Finitura satinato su richiesta.

Available with chrome, opalescent and solid finishes.
Satin finish on demand.



Front light





Back light

CHROME

OPALESCENT

SOLID



PROJECTS

Club in Sydney
p. 64

Formato · Slab size
120 x 280 cm · 47^{1/4}" x 110^{1/4}"

Formato speciale · Special slab size
135 x 290 cm · 53^{1/8}" x 114^{1/8}"

Lastre curve · Curved slabs
Bifacciali 8-10-12 mm
Two-sided 0^{5/16}" - 0^{3/8}" - 0^{1/2}"

Spessore · Thickness
6 mm (rivestimento) · 0^{1/4}" (covering)
10 mm (pavimento) · 0^{3/8}" (flooring)
12 mm (tavoli e top cucina) · 0^{1/2}" (tables and kitchen tops)

Crimson

Disponibile nelle finiture cromo, opalescente, satinato.
Finitura solido su richiesta.

Available with chrome, opalescent and satin finishes.
Solid finish on demand.



Front light



Back light

CHROME

OPALESCENT

SATIN



PROJECTS

Club in Sydney
p. 62

Formato · Slab size
120 x 280 cm · 47¹/₄" x 110¹/₄"

Formato speciale · Special slab size
135 x 290 cm · 53¹/₈" x 114¹/₈"

Lastre curve · Curved slabs
Bifacciali 8-10-12 mm
Two-sided 0⁵/₁₆" - 0³/₈" - 0¹/₂"

Spessore · Thickness
6 mm (rivestimento) · 0¹/₄" (covering)
10 mm (pavimento) · 0³/₈" (flooring)
12 mm (tavoli e top cucina) · 0¹/₂" (tables and kitchen tops)

Crystallised

Disponibile nelle finiture cromo, opalescente, satinato.
Finitura solido su richiesta.

Available with chrome, opalescent and satin finishes.
Solid finish on demand.



CHROME


Front light



OPALESCENT

Back light

SATIN



PROJECTS

Eclectic house in Bruxelles
p. 90

Formato · Slab size
120 x 280 cm · 47¹/₄" x 110¹/₄"

Formato speciale · Special slab size
135 x 290 cm · 53¹/₈" x 114¹/₈"

Lastre curve · Curved slabs
Bifacciali 8-10-12 mm
Two-sided 0⁵/₁₆" - 0³/₈" - 0¹/₂"

Spessore · Thickness
6 mm (rivestimento) · 0¹/₄" (covering)
10 mm (pavimento) · 0³/₈" (flooring)
12 mm (tavoli e top cucina) · 0¹/₂" (tables and kitchen tops)

Fable

Disponibile nelle finiture cromo, opalescente, satinato.
Finitura solido su richiesta.

Available with chrome, opalescent and satin finishes.
Solid finish on demand.



Front light



Back light

CHROME

OPALESCENT

SATIN



PROJECTS

Eclectic house in Bruxelles
p. 96

Formato · Slab size
120 x 280 cm · 47^{1/4}" x 110^{1/4}"

Formato speciale · Special slab size
135 x 290 cm · 53^{1/8}" x 114^{1/8}"

Lastre curve · Curved slabs
Bifacciali 8-10-12 mm
Two-sided 0^{5/16}" - 0^{3/8}" - 0^{1/2}"

Spessore · Thickness
6 mm (rivestimento) · 0^{1/4}" (covering)
10 mm (pavimento) · 0^{3/8}" (flooring)
12 mm (tavoli e top cucina) · 0^{1/2}" (tables and kitchen tops)

Frost

Disponibile nelle finiture cromo, opalescente, satinato.
Finitura solido su richiesta.

Available with chrome, opalescent and satin finishes.
Solid finish on demand.



CHROME




Front light

OPALESCENT



Back light

SATIN



PROJECTS

Eclectic house in Bruxelles
p. 94

Formato · Slab size
120 x 280 cm · 47^{1/4}" x 110^{1/4}"

Formato speciale · Special slab size
135 x 290 cm · 53^{1/8}" x 114^{1/8}"

Lastre curve · Curved slabs
Bifacciali 8-10-12 mm
Two-sided 0^{5/16}" - 0^{3/8}" - 0^{1/2}"

Spessore · Thickness
6 mm (rivestimento) · 0^{1/4}" (covering)
10 mm (pavimento) · 0^{3/8}" (flooring)
12 mm (tavoli e top cucina) · 0^{1/2}" (tables and kitchen tops)

Galaxy

Disponibile nelle finiture cromo, opalescente, solido.
Finitura satinato su richiesta.

Available with chrome, opalescent and solid finishes.
Satin finish on demand.



Front light



Back light

CHROME

OPALESCENT

SOLID



PROJECTS

Club in Miami
p. 60

Executive offices in Singapore
pp. 102, 104

Formato · Slab size
120 x 280 cm · 47¹/₄" x 110¹/₄"

Formato speciale · Special slab size
135 x 290 cm · 53¹/₈" x 114¹/₈"

Lastre curve · Curved slabs
Bifacciali 8-10-12 mm
Two-sided 0⁵/₁₆" - 0³/₈" - 0¹/₂"

Spessore · Thickness
6 mm (rivestimento) · 0¹/₄" (covering)
10 mm (pavimento) · 0³/₈" (flooring)
12 mm (tavoli e top cucina) · 0¹/₂" (tables and kitchen tops)

Grain

Disponibile nelle finiture cromo, opalescente, satinato.
Finitura solido su richiesta.

Available with chrome, opalescent and satin finishes.
Solid finish on demand.



CHROME



Front light

OPALESCENT



Back light

SATIN



PROJECTS

Private house in Paris
p. 70

Formato · Slab size
120 x 280 cm · 47^{1/4}" x 110^{1/4}"

Formato speciale · Special slab size
135 x 290 cm · 53^{1/8}" x 114^{1/8}"

Lastre curve · Curved slabs
Bifacciali 8-10-12 mm
Two-sided 0^{5/16}" - 0^{3/8}" - 0^{1/2}"

Spessore · Thickness
6 mm (rivestimento) · 0^{1/4}" (covering)
10 mm (pavimento) · 0^{3/8}" (flooring)
12 mm (tavoli e top cucina) · 0^{1/2}" (tables and kitchen tops)

Ignite

Disponibile nelle finiture cromo, opalescente, satinato.
Finitura solido su richiesta.

Available with chrome, opalescent and satin finishes.
Solid finish on demand.



Front light

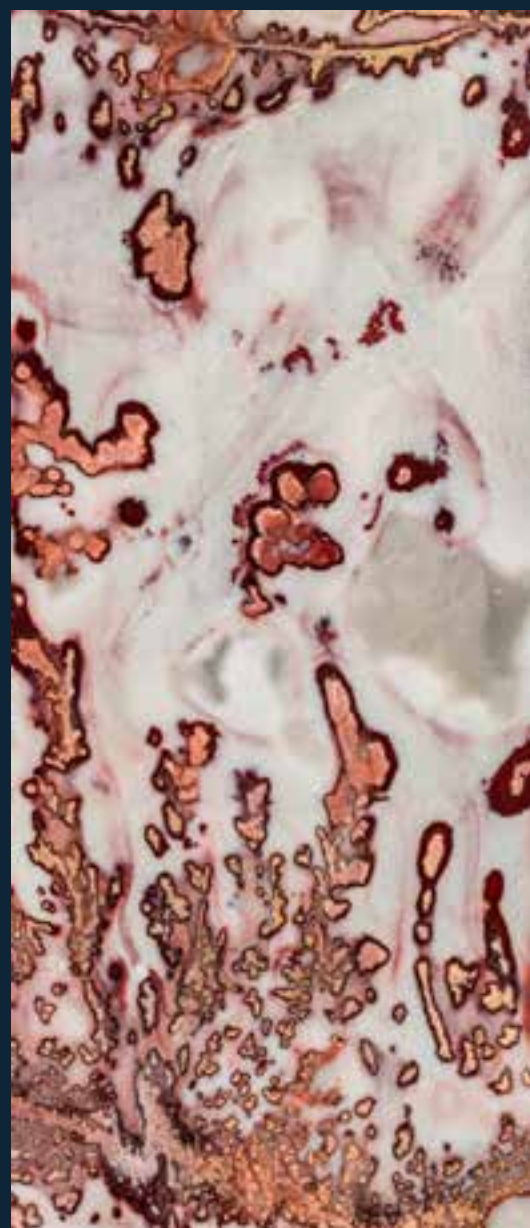
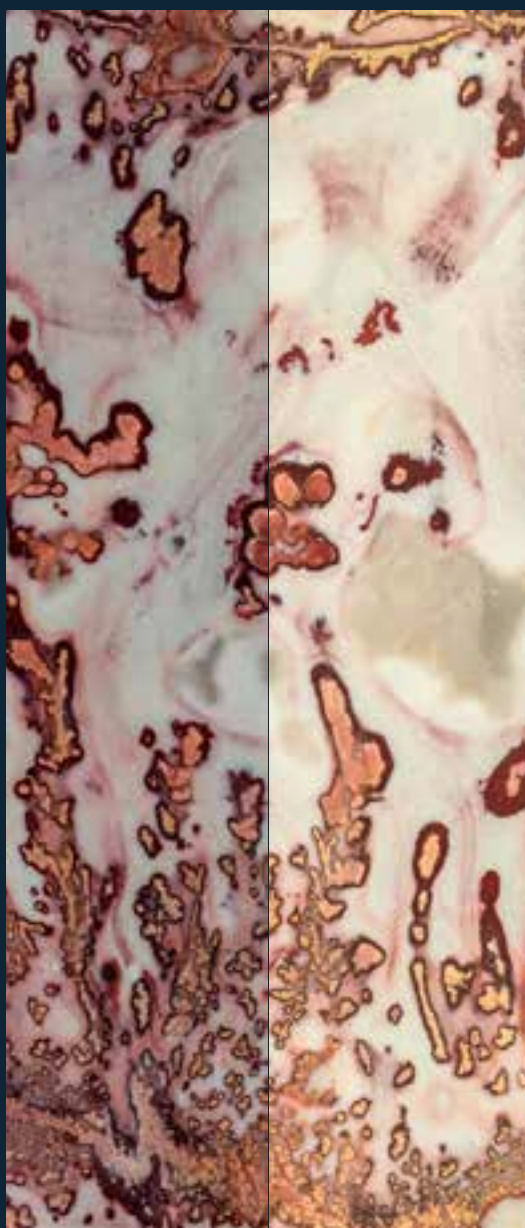
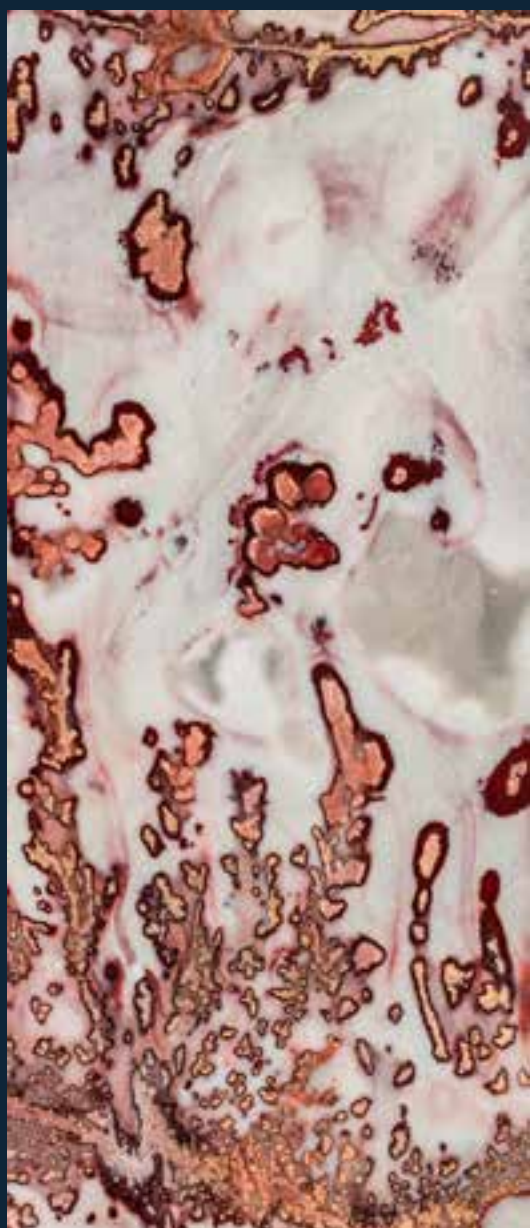


Back light

CHROME

OPALESCENT

SATIN



PROJECTS

Art hotel in Tokyo
p. 84

Formato · Slab size
120 x 280 cm · 47¹/₄" x 110¹/₄"

Formato speciale · Special slab size
135 x 290 cm · 53¹/₈" x 114¹/₈"

Lastre curve · Curved slabs
Bifacciali 8-10-12 mm
Two-sided 0⁵/₁₆" - 0³/₈" - 0¹/₂"

Spessore · Thickness
6 mm (rivestimento) · 0¹/₄" (covering)
10 mm (pavimento) · 0³/₈" (flooring)
12 mm (tavoli e top cucina) · 0¹/₂" (tables and kitchen tops)

Lagoon

Disponibile nelle finiture cromo, opalescente, solido.
Finitura satinato su richiesta.

Available with chrome, opalescent and solid finishes.
Satin finish on demand.



CHROME

Front light

OPALESCENT



Back light

SOLID



PROJECTS

Furniture showroom in Hong Kong
p. 114

Formato · Slab size
120 x 280 cm · 47^{1/4}" x 110^{1/4}"

Formato speciale · Special slab size
135 x 290 cm · 53^{1/8}" x 114^{1/8}"

Lastre curve · Curved slabs
Bifacciali 8-10-12 mm
Two-sided 0^{5/16}" - 0^{3/8}" - 0^{1/2}"

Spessore · Thickness
6 mm (rivestimento) · 0^{1/4}" (covering)
10 mm (pavimento) · 0^{3/8}" (flooring)
12 mm (tavoli e top cucina) · 0^{1/2}" (tables and kitchen tops)

Lake

Disponibile nelle finiture cromo, opalescente, satinato.
Finitura solido su richiesta.

Available with chrome, opalescent and satin finishes.
Solid finish on demand.



Front light



Back light

CHROME

OPALESCENT

SATIN



PROJECTS

Private house in New York
p. 24

Formato · Slab size
120 x 280 cm · 47¹/₄" x 110¹/₄"

Formato speciale · Special slab size
135 x 290 cm · 53¹/₈" x 114¹/₈"

Lastre curve · Curved slabs
Bifacciali 8-10-12 mm
Two-sided 0⁵/₁₆" - 0³/₈" - 0¹/₂"

Spessore · Thickness
6 mm (rivestimento) · 0¹/₄" (covering)
10 mm (pavimento) · 0³/₈" (flooring)
12 mm (tavoli e top cucina) · 0¹/₂" (tables and kitchen tops)

Landscape

Disponibile nelle finiture cromo, opalescente, satinato.
Finitura solido su richiesta.

Available with chrome, opalescent and satin finishes.
Solid finish on demand.



Front light



Back light

CHROME

OPALESCENT

SATIN



PROJECTS

Furniture showroom in Hong Kong
p. 108

Formato · Slab size
120 x 280 cm · 47^{1/4}" x 110^{1/4}"

Formato speciale · Special slab size
135 x 290 cm · 53^{1/8}" x 114^{1/8}"

Lastre curve · Curved slabs
Bifacciali 8-10-12 mm
Two-sided 0^{5/16}" - 0^{3/8}" - 0^{1/2}"

Spessore · Thickness
6 mm (rivestimento) · 0^{1/4}" (covering)
10 mm (pavimento) · 0^{3/8}" (flooring)
12 mm (tavoli e top cucina) · 0^{1/2}" (tables and kitchen tops)

Lignin

Disponibile nelle finiture cromo, opalescente, satinato.
Finitura solido su richiesta.

Available with chrome, opalescent and satin finishes.
Solid finish on demand.



Front light




Back light

CHROME

OPALESCENT

SATIN



PROJECTS

Private house in New York
p. 20

Formato · Slab size
120 x 280 cm · 47^{1/4}" x 110^{1/4}"

Formato speciale · Special slab size
135 x 290 cm · 53^{1/8}" x 114^{1/8}"

Lastre curve · Curved slabs
Bifacciali 8-10-12 mm
Two-sided 0^{5/16}" - 0^{3/8}" - 0^{1/2}"

Spessore · Thickness
6 mm (rivestimento) · 0^{1/4}" (covering)
10 mm (pavimento) · 0^{3/8}" (flooring)
12 mm (tavoli e top cucina) · 0^{1/2}" (tables and kitchen tops)

Magma

Disponibile nelle finiture cromo, opalescente, solido.
Finitura satinato su richiesta.

Available with chrome, opalescent and solid finishes.
Satin finish on demand.



CHROME

Front light

OPALESCENT



Back light

SOLID



PROJECTS

Club in Miami
p. 58

Formato · Slab size
120 x 280 cm · 47^{1/4}" x 110^{1/4}"

Formato speciale · Special slab size
135 x 290 cm · 53^{1/8}" x 114^{1/8}"

Lastre curve · Curved slabs
Bifacciali 8-10-12 mm
Two-sided 0^{5/16}" - 0^{3/8}" - 0^{1/2}"

Spessore · Thickness
6 mm (rivestimento) · 0^{1/4}" (covering)
10 mm (pavimento) · 0^{3/8}" (flooring)
12 mm (tavoli e top cucina) · 0^{1/2}" (tables and kitchen tops)

Mahogany

Disponibile nelle finiture cromo, opalescente, satinato.
Finitura solido su richiesta.

Available with chrome, opalescent and satin finishes.
Solid finish on demand.



Front light



Back light

CHROME

OPALESCENT

SATIN



PROJECTS

Art hotel in Tokyo
p. 74

Formato · Slab size
120 x 280 cm · 47¹/₄" x 110¹/₄"

Formato speciale · Special slab size
135 x 290 cm · 53¹/₈" x 114¹/₈"

Lastre curve · Curved slabs
Bifacciali 8-10-12 mm
Two-sided 0⁵/₁₆" - 0³/₈" - 0¹/₂"

Spessore · Thickness
6 mm (rivestimento) · 0¹/₄" (covering)
10 mm (pavimento) · 0³/₈" (flooring)
12 mm (tavoli e top cucina) · 0¹/₂" (tables and kitchen tops)

Neve

Disponibile nelle finiture cromo, opalescente, satinato.
Finitura solido su richiesta.

Available with chrome, opalescent and satin finishes.
Solid finish on demand.



CHROME

Front light

OPALESCENT



Back light

SATIN



PROJECTS

Private house in Dubai
p. 42

Formato · Slab size
120 x 280 cm · 47^{1/4}" x 110^{1/4}"

Formato speciale · Special slab size
135 x 290 cm · 53^{1/8}" x 114^{1/8}"

Lastre curve · Curved slabs
Bifacciali 8-10-12 mm
Two-sided 0^{5/16}" - 0^{3/8}" - 0^{1/2}"

Spessore · Thickness
6 mm (rivestimento) · 0^{1/4}" (covering)
10 mm (pavimento) · 0^{3/8}" (flooring)
12 mm (tavoli e top cucina) · 0^{1/2}" (tables and kitchen tops)

Pangea A

Disponibile nelle finiture cromo, opalescente, satinato.
Finitura solido su richiesta.

Available with chrome, opalescent and satin finishes.
Solid finish on demand.



Front light



Back light

CHROME

OPALESCENT

SATIN



PROJECTS

Design studio in Florence
p. 52

Executive offices in Singapore
p. 98

Pangea B

Disponibile nelle finiture cromo, opalescente, satinato.
Finitura solido su richiesta.

Available with chrome, opalescent and satin finishes.
Solid finish on demand.

Composition Pangea A + Pangea B

CHROME



Pangea A



Pangea B



Formato · Slab size
120 x 280 cm · 47¹/₄" x 110¹/₄"

Formato speciale · Special slab size
135 x 290 cm · 53¹/₈" x 114¹/₈"

Lastre curve · Curved slabs
Bifacciali 8-10-12 mm
Two-sided 0⁵/₁₆" - 0³/₈" - 0¹/₂"

Spessore · Thickness
6 mm (rivestimento) · 0¹/₄" (covering)
10 mm (pavimento) · 0³/₈" (flooring)
12 mm (tavoli e top cucina) · 0¹/₂" (tables and kitchen tops)

Punctum

Disponibile nelle finiture cromo, opalescente, satinato.
Finitura solido su richiesta.

Available with chrome, opalescent and satin finishes.
Solid finish on demand.



Front light

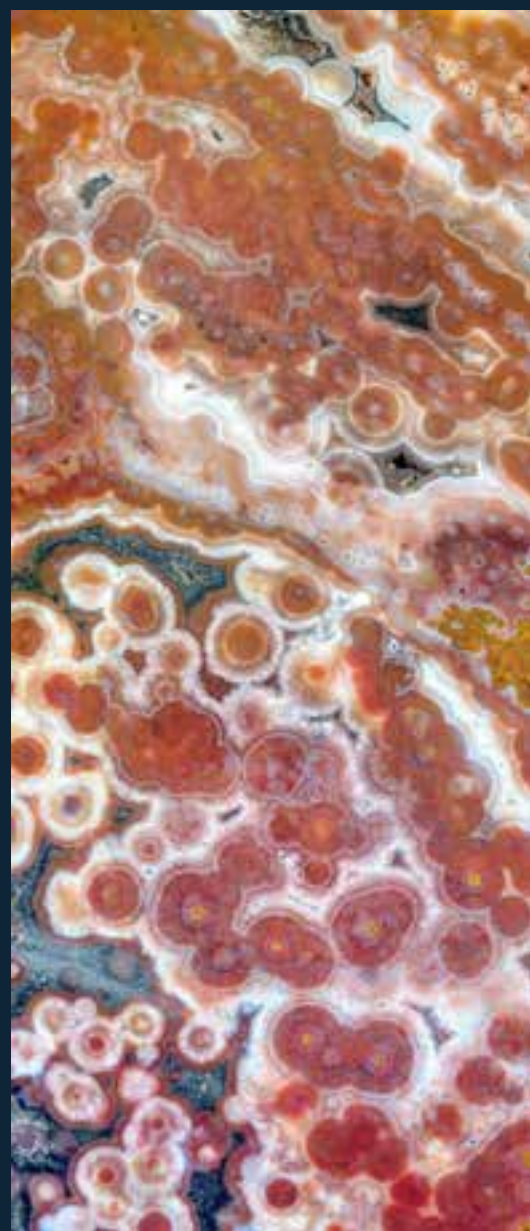
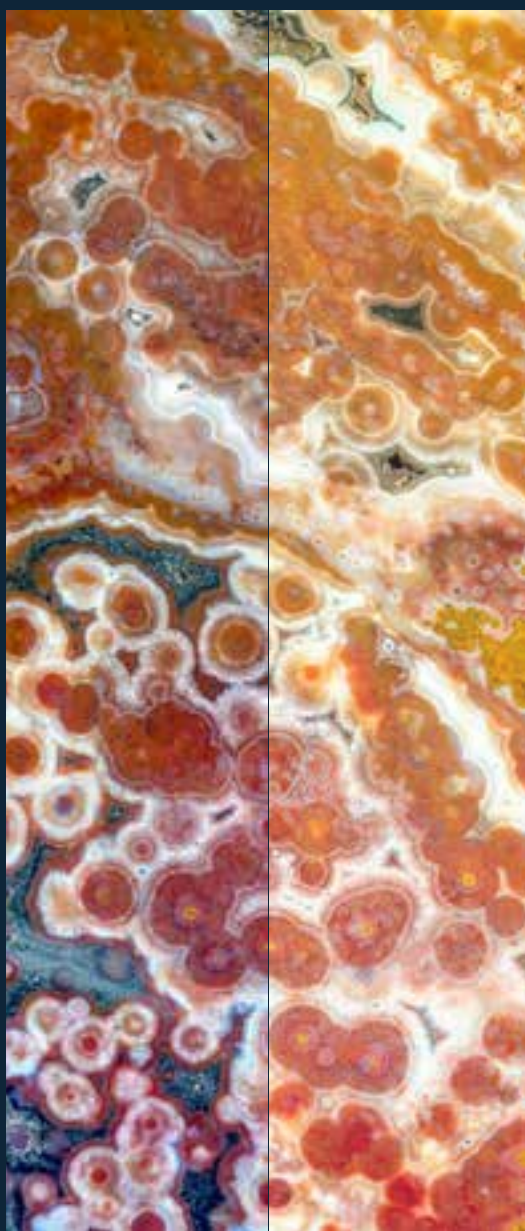



Back light

CHROME

OPALESCENT

SATIN



PROJECTS

Art hotel in Tokyo
p. 86

Formato · Slab size
120 x 280 cm · 47^{1/4}" x 110^{1/4}"

Formato speciale · Special slab size
135 x 290 cm · 53^{1/8}" x 114^{1/8}"

Lastre curve · Curved slabs
Bifacciali 8-10-12 mm
Two-sided 0^{5/16}" - 0^{3/8}" - 0^{1/2}"

Spessore · Thickness
6 mm (rivestimento) · 0^{1/4}" (covering)
10 mm (pavimento) · 0^{3/8}" (flooring)
12 mm (tavoli e top cucina) · 0^{1/2}" (tables and kitchen tops)

Reef

Disponibile nelle finiture cromo, opalescente, solido.
Finitura satinato su richiesta.

Available with chrome, opalescent and solid finishes.
Satin finish on demand.



CHROME

Front light

OPALESCENT



Back light

SOLID



PROJECTS

Club in Miami
pp. 54, 56

Boutique in Milan
pp. 118, 120

Formato · Slab size
120 x 280 cm · 47^{1/4}" x 110^{1/4}"

Formato speciale · Special slab size
135 x 290 cm · 53^{1/8}" x 114^{1/8}"

Lastre curve · Curved slabs
Bifacciali 8-10-12 mm
Two-sided 0^{5/16}" - 0^{3/8}" - 0^{1/2}"

Spessore · Thickness
6 mm (rivestimento) · 0^{1/4}" (covering)
10 mm (pavimento) · 0^{3/8}" (flooring)
12 mm (tavoli e top cucina) · 0^{1/2}" (tables and kitchen tops)

River

Disponibile nelle finiture cromo, opalescente, solido.
Finitura satinato su richiesta.

Available with chrome, opalescent and solid finishes.
Satin finish on demand.



Front light

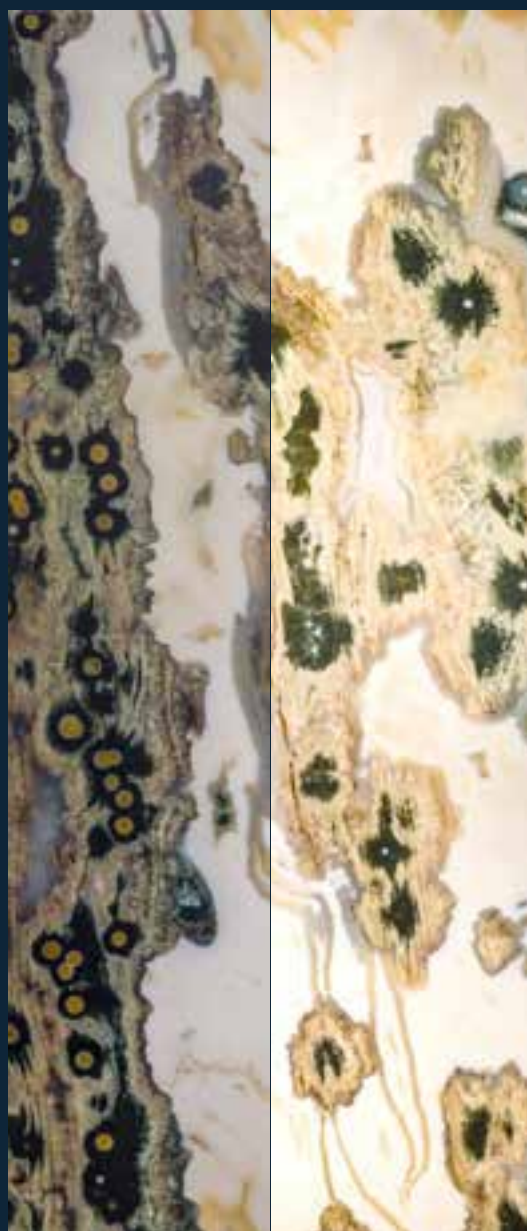


Back light

CHROME

OPALESCENT

SOLID



PROJECTS

Luxury hotel in Zurich
p. 34

Formato · Slab size
120 x 280 cm · 47¹/₄" x 110¹/₄"

Formato speciale · Special slab size
135 x 290 cm · 53¹/₈" x 114¹/₈"

Lastre curve · Curved slabs
Bifacciali 8-10-12 mm
Two-sided 0⁵/₁₆" - 0³/₈" - 0¹/₂"

Spessore · Thickness
6 mm (rivestimento) · 0¹/₄" (covering)
10 mm (pavimento) · 0³/₈" (flooring)
12 mm (tavoli e top cucina) · 0¹/₂" (tables and kitchen tops)

Rock

Disponibile nelle finiture cromo, opalescente, solido.
Finitura satinato su richiesta.

Available with chrome, opalescent and solid finishes.
Satin finish on demand.



Front light




Back light

CHROME

OPALESCENT

SOLID



PROJECTS

Luxury hotel in Zurich
pp. 28, 30

Formato · Slab size
120 x 280 cm · 47^{1/4}" x 110^{1/4}"

Formato speciale · Special slab size
135 x 290 cm · 53^{1/8}" x 114^{1/8}"

Lastre curve · Curved slabs
Bifacciali 8-10-12 mm
Two-sided 0^{5/16}" - 0^{3/8}" - 0^{1/2}"

Spessore · Thickness
6 mm (rivestimento) · 0^{1/4}" (covering)
10 mm (pavimento) · 0^{3/8}" (flooring)
12 mm (tavoli e top cucina) · 0^{1/2}" (tables and kitchen tops)

Sepia

Disponibile nelle finiture cromo, opalescente, satinato.
Finitura solido su richiesta.

Available with chrome, opalescent and satin finishes.
Solid finish on demand.



Front light



Back light

CHROME

OPALESCENT

SATIN



PROJECTS

Private house in Dubai
p. 38

Formato · Slab size
120 x 280 cm · 47¹/₄" x 110¹/₄"

Formato speciale · Special slab size
135 x 290 cm · 53¹/₈" x 114¹/₈"

Lastre curve · Curved slabs
Bifacciali 8-10-12 mm
Two-sided 0⁵/₁₆" - 0³/₈" - 0¹/₂"

Spessore · Thickness
6 mm (rivestimento) · 0¹/₄" (covering)
10 mm (pavimento) · 0³/₈" (flooring)
12 mm (tavoli e top cucina) · 0¹/₂" (tables and kitchen tops)

Solferino

Disponibile nelle finiture cromo, opalescente, satinato.
Finitura solido su richiesta.

Available with chrome, opalescent and satin finishes.
Solid finish on demand.



CHROME

Front light

OPALESCENT



Back light

SATIN



PROJECTS

Private house in New York
p. 22

Eclectic house in Bruxelles
p. 92

Formato · Slab size
120 x 280 cm · 47^{1/4}" x 110^{1/4}"

Formato speciale · Special slab size
135 x 290 cm · 53^{1/8}" x 114^{1/8}"

Lastre curve · Curved slabs
Bifacciali 8-10-12 mm
Two-sided 0^{5/16}" - 0^{3/8}" - 0^{1/2}"

Spessore · Thickness
6 mm (rivestimento) · 0^{1/4}" (covering)
10 mm (pavimento) · 0^{3/8}" (flooring)
12 mm (tavoli e top cucina) · 0^{1/2}" (tables and kitchen tops)

Sunburst

Disponibile nelle finiture cromo, opalescente, satinato.
Finitura solido su richiesta.

Available with chrome, opalescent and satin finishes.
Solid finish on demand.




CHROME

Front light



OPALESCENT

Back light



SATIN



PROJECTS

Private house in London
p. 14

Formato · Slab size
120 x 280 cm · 47¹/₄" x 110¹/₄"

Formato speciale · Special slab size
135 x 290 cm · 53¹/₈" x 114¹/₈"

Lastre curve · Curved slabs
Bifacciali 8-10-12 mm
Two-sided 0⁵/₁₆" - 0³/₈" - 0¹/₂"

Spessore · Thickness
6 mm (rivestimento) · 0¹/₄" (covering)
10 mm (pavimento) · 0³/₈" (flooring)
12 mm (tavoli e top cucina) · 0¹/₂" (tables and kitchen tops)

Terrain

Disponibile nelle finiture cromo, opalescente, satinato.
Finitura solido su richiesta.

Available with chrome, opalescent and satin finishes.
Solid finish on demand.



CHROME

Front light

OPALESCENT



Back light

SATIN



PROJECTS

Art hotel in Tokyo
p. 82

Eclectic house in Bruxelles
p. 88

Formato · Slab size
120 x 280 cm · 47¹/₄" x 110¹/₄"

Formato speciale · Special slab size
135 x 290 cm · 53¹/₈" x 114¹/₈"

Lastre curve · Curved slabs
Bifacciali 8-10-12 mm
Two-sided 0⁵/₁₆" - 0³/₈" - 0¹/₂"

Spessore · Thickness
6 mm (rivestimento) · 0¹/₄" (covering)
10 mm (pavimento) · 0³/₈" (flooring)
12 mm (tavoli e top cucina) · 0¹/₂" (tables and kitchen tops)

Unakite

Disponibile nelle finiture cromo, opalescente, satinato.
Finitura solido su richiesta.

Available with chrome, opalescent and satin finishes.
Solid finish on demand.



Front light

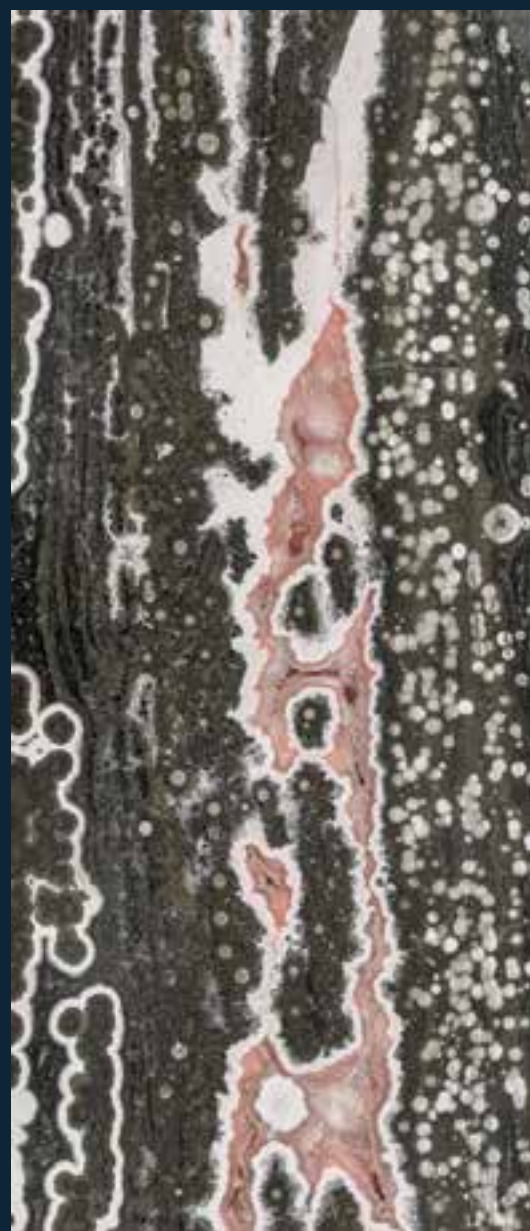
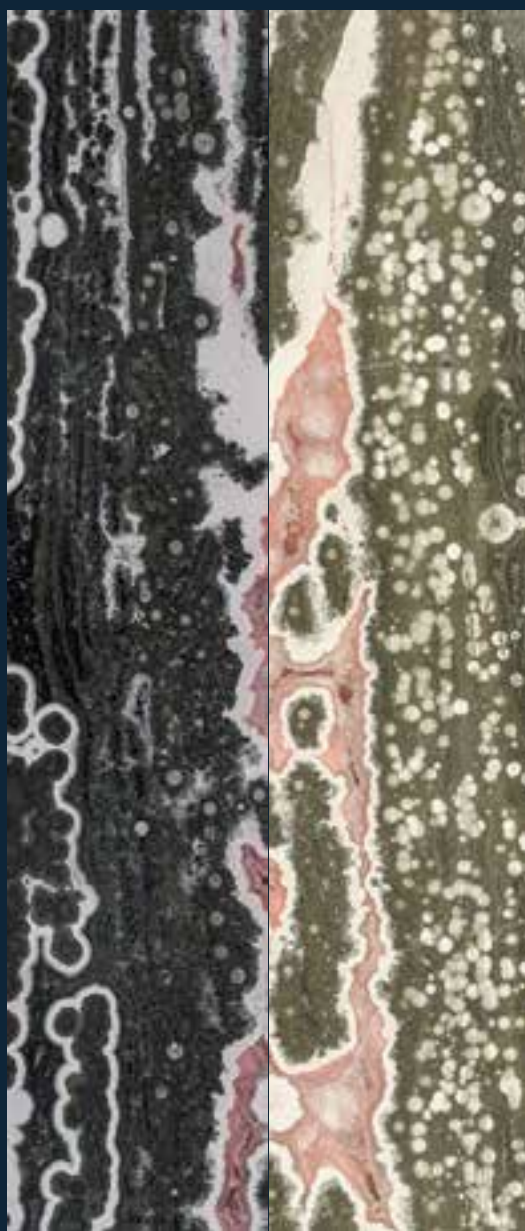
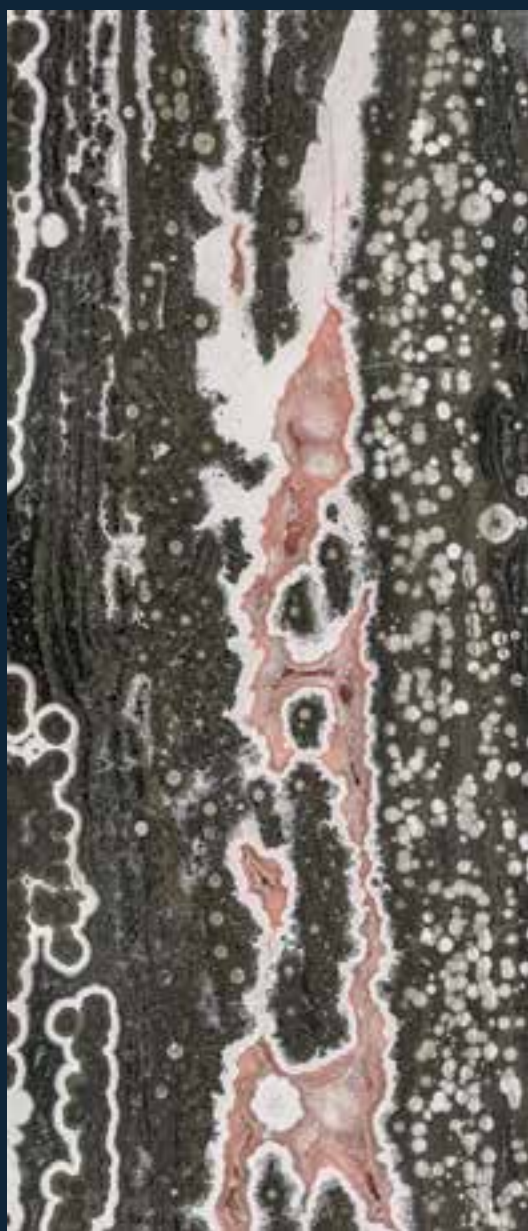


Back light

CHROME

OPALESCENT

SATIN



PROJECTS

Private house in London
p. 18

Formato · Slab size
120 x 280 cm · 47^{1/4}" x 110^{1/4}"

Formato speciale · Special slab size
135 x 290 cm · 53^{1/8}" x 114^{1/8}"

Lastre curve · Curved slabs
Bifacciali 8-10-12 mm
Two-sided 0^{5/16}" - 0^{3/8}" - 0^{1/2}"

Spessore · Thickness
6 mm (rivestimento) · 0^{1/4}" (covering)
10 mm (pavimento) · 0^{3/8}" (flooring)
12 mm (tavoli e top cucina) · 0^{1/2}" (tables and kitchen tops)

Vulcano

Disponibile nelle finiture cromo, opalescente, satinato.
Finitura solido su richiesta.

Available with chrome, opalescent and satin finishes.
Solid finish on demand.



CHROME

Front light

OPALESCENT



Back light

SATIN



PROJECTS

Art hotel in Tokyo
pp. 76, 78

Formato · Slab size
120 x 280 cm · 47^{1/4}" x 110^{1/4}"

Formato speciale · Special slab size
135 x 290 cm · 53^{1/8}" x 114^{1/8}"

Lastre curve · Curved slabs
Bifacciali 8-10-12 mm
Two-sided 0^{5/16}" - 0^{3/8}" - 0^{1/2}"

Spessore · Thickness
6 mm (rivestimento) · 0^{1/4}" (covering)
10 mm (pavimento) · 0^{3/8}" (flooring)
12 mm (tavoli e top cucina) · 0^{1/2}" (tables and kitchen tops)

Waves

Disponibile nelle finiture cromo, opalescente, satinato.
Finitura solido su richiesta.

Available with chrome, opalescent and satin finishes.
Solid finish on demand.



Front light



Back light

CHROME

OPALESCENT

SATIN



PROJECTS

Private house in Dubai
p. 46

Private house in Paris
p. 72

Formato · Slab size
120 x 280 cm · 47¹/₄" x 110¹/₄"

Formato speciale · Special slab size
135 x 290 cm · 53¹/₈" x 114¹/₈"

Lastre curve · Curved slabs
Bifacciali 8-10-12 mm
Two-sided 0⁵/₁₆" - 0³/₈" - 0¹/₂"

Spessore · Thickness
6 mm (rivestimento) · 0¹/₄" (covering)
10 mm (pavimento) · 0³/₈" (flooring)
12 mm (tavoli e top cucina) · 0¹/₂" (tables and kitchen tops)

Private house in London



p. 14



SUNBURST
Parete · Wall
Chrome
120x280 cm



p. 16



CANYON
Parete · Wall
Chrome
120x280 cm



Pavimento · Floor
Mosaic
Etiopia Firefly
1,5x1,5 cm



p. 18




UNAKITE
Parete · Wall
Chrome
120x280 cm



Private house in New York



p. 20



LIGNIN
Parete · Wall
Chrome
120x280 cm
Battiscopa · Skirting
Chrome ≠ 10 mm



p. 22




SOLFERINO
Parete · Wall
Chrome
120x280 cm
Piscina · Pool
Satin
90x90 cm



p. 24




LAKE
Parete e soffitto · Backsplash and ceiling
Chrome
120x280 cm
Bancone e top cucina · Counter and kitchen top
Satin ≠ 12 mm



Parete · Wall
Vetrite Tela Grey

SIMBOLOGIA · SYMBOLS



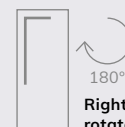
Left side



Right side



180°
Left side
rotated




180°
Right side
rotated

Luxury hotel in Zurich




ROCK
Parete · Wall
Opalescent
120x280 cm

p. 28



ROCK
Parete · Wall
Opalescent & solid
120x280 cm

p. 30



AURORA
Parete · Wall
Opalescent
120x280 cm

p. 32



RIVER
Parete · Wall
Solid
120x280 cm

p. 34



AGATA LILLA
Wall A
Chrome
30x280 cm

p. 36

Lastrre scomposte 30x280 cm
Montaggio random
Split slabs 30x280 cm
Random montage

Wall B
Opalescent
30x280 cm


Pavimento · Floor
Mosaic
Sakirma
1,5x1,5 cm

Private house in Dubai




SEPIA
Parete · Wall
Chrome
120x280 cm

p. 38



NEVE
Parete · Wall
Chrome
120x280 cm

p. 42



AURORA
Parete · Backsplash
Opalescent
120x280 cm
Bancone e top cucina
Counter and kitchen top
Solid ≠ 12 mm

p. 44



WAVES
Parete · Wall
Chrome
120x280 cm

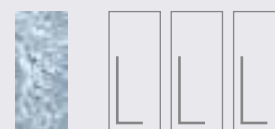
p. 46

Design studio in Florence



CHROMA
Parete · Wall
Curved slabs chrome
120x280 cm

p. 48



CHROMA
Parete · Wall
Curved slabs chrome
120x280 cm

p. 50



**PANGEA
A+B**
Parete · Wall
Chrome
120x280 cm

p. 52



Club in Miami



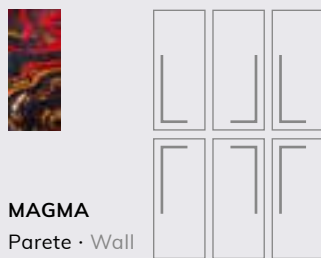
REEF
Wall A
Opalescent
120x280 cm
Wall B
Solid
120x280 cm

p. 54



REEF
Parete e soffitto
Wall and ceiling
Opalescent
120x280 cm

p. 56



MAGMA
Parete · Wall
Opalescent
120x280 cm

p. 58




GALAXY
Parete · Wall
Chrome
120x280 cm
Mosaic
Orchis Iridium
Black Murano Smalto
1,5x1,5 cm

p. 60

SIMBOLOGIA · SYMBOLS



Club in Sydney



CRIMSON
Parete · Wall
Chrome
120x280 cm

p. 62



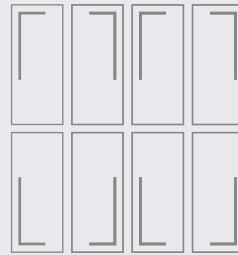
CRATER
Parete · Wall
Opalescent
120x280 cm

p. 64



CORUNDUM
Parete · Wall
Satin
120x280 cm

p. 66



Mosaic Neocolibrì Custom Blend 2,3x2,3 cm

Private house in Paris



CAVE
Parete · Wall
Curved slabs
chrome
120x280 cm

p. 68




Parapetto · Banister
Two-sided opalescent
100x280 cm



GRAIN
Parete · Wall
Chrome
120x280 cm

p. 70




WAVES
Parete · Wall
Chrome
120x280 cm

p. 72

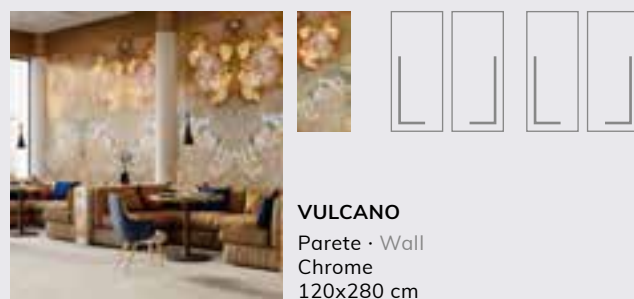


Art hotel in Tokyo




MAHOGANY
Parete · Wall
Chrome
120x280 cm

p. 74



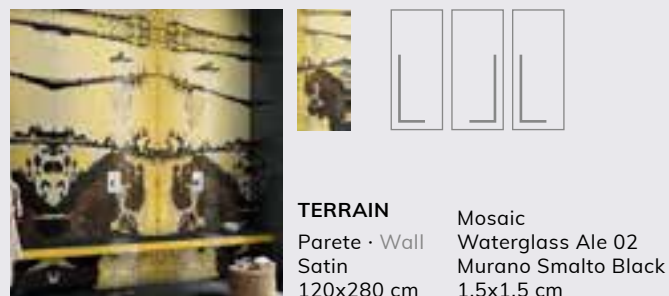
VULCANO
Parete · Wall
Chrome
120x280 cm

p. 76



BLOOMER
Parete · Wall
Chrome
120x280 cm

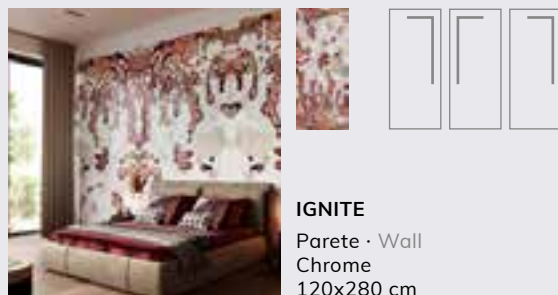
p. 80



TERRAIN
Parete · Wall
Satin
120x280 cm

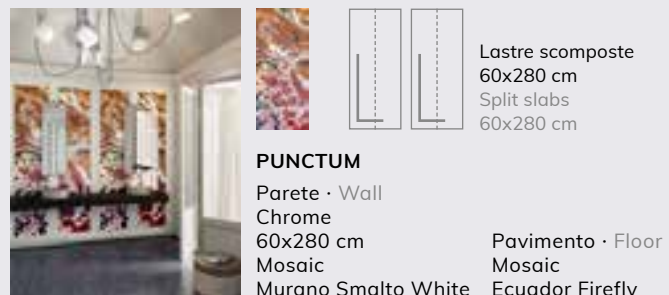
Mosaic
Waterglass Ale 02
Murano Smalto Black
1,5x1,5 cm

p. 82



IGNITE
Parete · Wall
Chrome
120x280 cm

p. 84



PUNCTUM
Parete · Wall
Chrome
60x280 cm

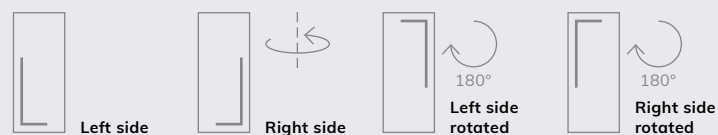
Mosaic
Murano Smalto White
1,5x1,5 cm

Pavimento · Floor
Mosaic
Ecuador Firefly
1,5x1,5 cm

Lastre scomposte
60x280 cm
Split slabs
60x280 cm

p. 86

SIMBOLOGIA · SYMBOLS



Eclectic house in Bruxelles




TERRAIN
Parete · Wall
Chrome
120x280 cm

p. 88



CRYSTALLISED
Parete · Wall
Chrome
120x280 cm

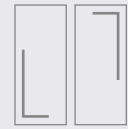

p. 90



SOLFERINO
Parete · Wall
Chrome
120x280 cm
Mosaic
557 Cubes
2,3x2,3 cm

p. 92

Pavimento · Floor
Mosaic
542S
2,3x2,3 cm



FROST
Parete · Wall
Chrome
120x280 cm
Vetrite Suede Cream

p. 94



FABLE
Parete · Wall
Chrome
120x280 cm

p. 96

Executive offices in Singapore



**PANGAEA
A+B**
Parete
Wall
Chrome
120x280 cm

p. 98



GALAXY
Parete · Wall
Chrome
120x280 cm

p. 102



GALAXY
Parete e soffitto · Wall and ceiling
Opalescent
120x280 cm

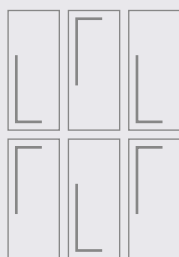
p. 104



AGATA BLUE
Parete · Wall
Chrome
120x280 cm


p. 106

Furniture showroom in Hong Kong



LANDSCAPE
Parete
Wall
Opalescent
120x280 cm

p. 108



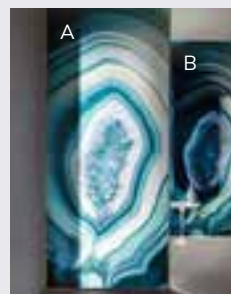
CLIFF
Parete
Wall
Solid
120x280 cm

p. 110



CLIFF
Parete · Wall
Opalescent
120x280 cm Pavimento · Floor
Solid
60x60 cm

p. 112



LAGOON
Wall A
Opalescent
120x280 cm Wall B
Chrome
120x280 cm

p. 114



BOULDER
Parete · Wall
Opalescent
120x280 cm

p. 116

Boutique in Milan



REEF
Parete e soffitto
Wall and ceiling
Opalescent
120x280 cm

p. 118

SIMBOLOGIA · SYMBOLS



Left side



Right side



180°
Left side
rotated



180°
Right side
rotated

PATTERN PRESENTI NELLE DECORAZIONI

Il processo di produzione non garantisce la continuità del disegno tra una lastra e quelle successive. Nel caso di disegni geometrici non è garantito il perfetto parallelismo tra le linee del disegno e i bordi della lastra in vetro.

PATTERNS PRESENT IN DECORATIONS

The production process does not guarantee the continuity of the design between one slab and the subsequent ones. In case of geometric designs, the perfect parallelism between the lines of the design and the edges of the glass slabs is not guaranteed.

DESCRIZIONE TECNICA

Vetro tecnico decorativo, ottenuto mediante la combinazione di polimeri in fase liquida, lamine metalliche e fibre tessili. Vetro composito versatile ad elevata tecnologia in grado di soddisfare i requisiti estetici, tecnici e ambientali più ambiziosi. Spessore 6 mm (su richiesta per applicazioni speciali può variare da 4 a 16 mm). Per uso a pavimento si consiglia lo spessore da 10 mm con finitura SICISgrip (un trattamento in fase produttiva volta a creare una superficie antiscivolo conforme con lo standard ANSI A137.1 per DCoF).

TECHNICAL DESCRIPTION

Decorative technical glass, obtained by combining liquid phase polymers, metal foils and woven fibres. Versatile, high-tech composite glass that meets the most ambitious aesthetic, technical and environmental requirements. Thickness 6 mm (for special applications, thickness from 4 to 16 mm are also available). For floor applications, we suggest thickness of 10 mm with SICISgrip (a treatment during production that creates a slip-resistant surface and complies with the ANSI A137.1 standard for DCoF).

VETRITE GEM GLASS E AMBIENTE

La versatilità della tecnologia di VETRITE GEM GLASS consente, su richiesta, di fornire il prodotto anche partendo da vetri speciali pretrattati quali autopulenti, antibatterici etc. I vetri speciali a pulizia facilitata sono caratterizzati da uno strato sottile e trasparente che ha proprietà fotocatalitiche e idrofile molto efficaci nel mantenere pulita la superficie. Lo strato fotocatalitico utilizza la doppia azione dei raggi UV della luce solare e dell'acqua per rimuovere lo sporco che si accumula sulla superficie del vetro.

VETRITE GEM GLASS AND ENVIRONMENT

The versatility of the VETRITE GEM GLASS technology allows, in request, supply of the product, pretreated with a self-cleaning and antibacterial surface. The special glasses with easy to clean treatment are characterized by a thin, transparent layer that has hydrophilic and photocatalytic properties which are very effective in maintaining a clean surface. The photocatalytic layer uses the double action from UV rays from the sun and water to remove dirt that accumulates on the glass surface.

VALUTAZIONE DELLA QUALITÀ

Metodi di ispezione

VETRITE GEM GLASS deve essere osservata in una posizione verticale, ad occhio nudo e in normali condizioni di luce diffusa (naturale o artificiale, tra 300 lx e 600 lx), da una distanza di 1 m. La direzione di osservazione è normale, cioè perpendicolarmente, alla lastra di vetro. L'uso di una fonte di illuminazione aggiuntiva, ad esempio riflettori, non è ammessa.

QUALITY EVALUATION

Handling and Inspection

VETRITE GEM GLASS has to be inspected in a vertical position, with the naked eye and under normal diffused lighting conditions (natural or artificial light, between 300 lx and 600 lx) from a

distance of 1 m. The direction of observation is normal, that is, perpendicular to the glass slab. The use of additional lighting sources and/or spotlights is not the appropriate method of judgement.

REQUISITI DIMENSIONALI

Per le dimensioni inferiori o uguali a 2000 mm, la tolleranza standard è +/- 1 mm della dimensione nominale. Per le dimensioni superiori a 2000 mm, la tolleranza standard è +/- 1,5 mm della dimensione nominale. La tolleranza da applicare è determinata dalla dimensione massima della lastra. La tolleranza dell'ortogonalità è espressa come la differenza di lunghezza tra le dimensioni diagonali della lastra. Per lastre con entrambe le dimensioni inferiori o uguali a 2000 mm, la differenza non deve essere superiore a 3 mm. Per lastre con una (o entrambe) le dimensioni superiori a 2000 mm, la differenza non deve superare i 4 mm.

DIMENSIONAL REQUIREMENTS

For dimensions less than or equal to 2000 mm, standard tolerance is +/- 1 mm of the nominal value. For dimensions over than 2000 mm, standard tolerance is +/- 1.5 mm of the nominal value. The standard tolerance range to be applied shall be determined by the largest slab dimension. The squareness tolerance shall be expressed as the difference in length between the diagonal slab dimensions. For slabs with both dimensions less than or equal to 2000 mm, the difference shall not exceed 3 mm. For slabs with one (or both) dimensions greater than 2000 mm, the difference shall not exceed 4 mm.

POSA DI VETRITE GEM GLASS

Riferirsi al Manuale di posa VETRITE disponibile su www.sicisvetrite.com

INSTALLATION OF VETRITE GEM GLASS

Refer to VETRITE Laying Manual available on www.sicisvetrite.com

PULIZIA E MANUTENZIONE

Un'accurata e regolare operazione di pulizia non solo preserva le qualità estetiche delle superfici, ma ne mantiene anche inalterate le caratteristiche, asportando polvere e depositi aggressivi. Le operazioni di pulizia devono essere eseguite manualmente o con idonea attrezzatura dall'alto verso il basso. VETRITE GEM GLASS Collection è realizzata con diversi materiali con differenti caratteristiche e resistenze. Si raccomanda in ogni caso di fare preventivamente un test di pulizia su una porzione limitata della superficie da trattare per verificare la compatibilità del detergente. Non spruzzare il detergente direttamente sulla superficie del materiale, ma sul panno morbido e pulito. Non utilizzare detersivi abrasivi e aggressivi.

CLEANING AND MAINTENANCE

A thorough and regular cleaning not only guarantees the exterior finish of the surfaces, but also preserves their quality, removing dust and aggressive deposits. Cleaning operations must be done manually or by using suitable cleaning equipment from top to bottom. VETRITE GEM GLASS Collection is manufactured with diverse materials having different properties and resistances. We recommend that you preventively carry out a cleaning test on a small portion of the surface in order to verify the compatibility of the detergent. Do not spray the cleaning product directly on the surface, but on a soft and clean cloth. Do not use abrasive or aggressive detergents.

LINEE GUIDA DI LAVORAZIONE E INSTALLAZIONE DI GEM GLASS GENERAL GEM GLASS WORKING AND INSTALLATION GUIDELINES									
X = Lavorazione idonea Suitable working	WORKING					PRODUCT INSTALLATION*			
	DRY CUTTING	WET CUTTING	WET DRILLING	DRY FINISHING EDGES	WET FINISHING EDGES	CEMENTITIOUS ADHESIVE CZTES2	REACTIVE ADHESIVE TWO-PART EPOXY-POLYURETHANE	NEUTRAL-CURE 1 K SILICONE	TWO-COMPONENTS EPOXY MORTAR FOR GROUTING
Agata Blue	X	X	X	X	X	X	X	X	X
Agata Lilla	X	X	X	X	X	X	X	X	X
Aurora	X	X	X	X	X	X	X	X	X
Bloomer	X	X	X	X	X	X	X	X	X
Boulder	X	X	X	X	X	X	X	X	X
Canyon	X	X	X	X	X	X	X	X	X
Cave	X	X	X	X	X	X	X	X	X
Chroma	X	X	X	X	X	X	X	X	X
Cliff	X	X	X	X	X	X	X	X	X
Clouds	X	X	X	X	X	X	X	X	X
Corundum	X	X	X	X	X	X	X	X	X
Crater	X	X	X	X	X	X	X	X	X
Crimson	X	X	X	X	X	X	X	X	X
Crystallised	X	X	X	X	X	X	X	X	X
Fable	X	X	X	X	X	X	X	X	X
Frost	X	X	X	X	X	X	X	X	X
Galaxy	X	X	X	X	X	X	X	X	X
Grain	X	X	X	X	X	X	X	X	X
Ignite	X	X	X	X	X	X	X	X	X
Lagoon	X	X	X	X	X	X	X	X	X
Lake	X	X	X	X	X	X	X	X	X
Landscape	X	X	X	X	X	X	X	X	X
Lignin	X	X	X	X	X	X	X	X	X
Magma	X	X	X	X	X	X	X	X	X
Mahogany	X	X	X	X	X	X	X	X	X
Neve	X	X	X	X	X	X	X	X	X
Pangea	X	X	X	X	X	X	X	X	X
Punctum	X	X	X	X	X	X	X	X	X
Reef	X	X	X	X	X	X	X	X	X
River	X	X	X	X	X	X	X	X	X
Rock	X	X	X	X	X	X	X	X	X
Sepia	X	X	X	X	X	X	X	X	X
Solferino	X	X	X	X	X	X	X	X	X
Sunburst	X	X	X	X	X	X	X	X	X
Terrain	X	X	X	X	X	X	X	X	X
Unakite	X	X	X	X	X	X	X	X	X
Vulcano	X	X	X	X	X	X	X	X	X
Waves	X	X	X	X	X	X	X	X	X

PRODUCT INSTALLATION* Per specifiche applicazioni consultare il sito · For particular applications see on www.sicisvetrite.com

SPECIFICHE TECNICHE
TECHNICAL SPECIFICATIONS

Assorbimento d'acqua
Water absorption
EN ISO 10545-3 % Average 0,01

Dilatazione Termica Lineare
Linear thermal expansion
EN ISO 10545-8, 10-6 °C-1, 7,8-8,4

Durezza Mohs
Mohs Hardness
5

Resistenza all'abrasione profonda
Resistance to deep abrasion
EN ISO 10545-6, Vm - mm 3,260

Resistenza al gelo
Frost Resistance
EN ISO 10545-12, not damaged

Resistenza Chimica - Metodo per piastrelle smaltate
Chemical resistance - Method for glazed tiles
EN ISO 10545-13 §8, Classe di resistenza A - Resist

Resistenza alle macchie
Stain Resistance
EN ISO 10545-14, Classe di resistenza 5 - Resist

Resistenza a flessione - Modulo medio
Determination of modulus of rupture - average
EN ISO 10545-4, N/mm 2, 17,5

Resistenza a flessione - Carico medio
Determination of breaking load - average
EN ISO 10545-4, N, 466

Resistenza a flessione - Sforzo medio
Determination of breaking strenght - average
EN ISO 10545-4, N, 435

Dilatazione Termica Lineare
Linear thermal expansion
ASTM E 228, 10-6 °C-1, 7,8-8,4

Assorbimento d'acqua
Water absorption
ASTM C373, % Average, 0,06

Resistenza Chimica
Chemical resistance
ASTM C650, not damaged

Resistenza a flessione
Determination of breaking strenght
ASTM C648, N, 1819

Resistenza alle macchie
Stain Resistance
ASTM C1378 - not affected

Appendix

Caratteristiche tecniche del pannello LED · LED panel technical data

CARATTERISTICHE

Fisiche

Spessore: 29 mm
Peso: 22 Kg/m²
Materiali: Alluminio - Acrilico

Elettriche

Voltaggio: 24 VDC
Consumi: Bianco 20 W/m

Dimmerabilità

DALI - DMX - PWM - PUSH
0..10V / 1..10V Bluetooth -
Radiocomando

Posizionamento LED

2 lati

Ambiente di utilizzo

Interno

Durata stimata

50.000 ore

Alimentazione

24 VDC

Caratteristiche LED

LED Osram
CRI Ra>90 - R9>50
SDCM 3
Durata utile
L70 B50=50.000 h a 25°C

Colore LED

Bianco Neutro

Peso teorico al metro indicativo

Peso effettivo comunicato
in fase di progettazione

Alimentatore disponibile

Con input da 100 / 250 Vac con
frequenza da 47 / 63 Hz

FEATURES

Physical

Thickness: 1^{1/8"}
Weight: 22 Kg/m²
Materials: Aluminium - Acrylic

Electrical

Voltage: 24 VDC
Power: White 20 W/m

Dimmable

DALI - DMX - PWM - PUSH
0..10V / 1..10V Bluetooth -
Remote control

LED positioning

2 sides

Use environment

Indoor

Life time

50.000 hours

Voltage supply

24 VDC

LED features

LED Osram
CRI Ra>90 - R9>50
SDCM 3
Life time
L70 B50=50.000 h a 25°C

LED colour

Neutral white

Approximate theoretical weight per meter

The actual weight will be commu-
nicated at the design stage

Dimmable available

with input from 100 / 250 Vac
with frequency from 47 / 63 Hz

DIMENSIONI DISPONIBILI PANNELLO LED LED PANEL AVAILABLE DIMENSIONS

Lunghezza · Length

Min.210 / Max 3000 mm
Min. 8^{1/4"} / Max 118^{1/8"}

Larghezza · Width

Min.210 / Max 1510 mm
Min. 8^{1/4"} / Max 59^{1/2"}

Spessore · Thickness

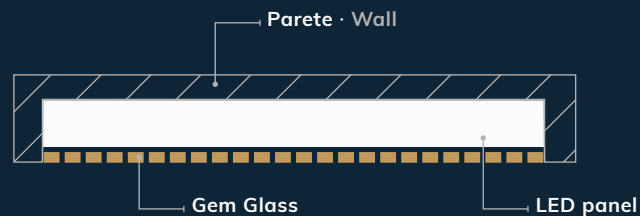
Spessore pannello led 29 mm + Gem Glass + colla = 36 mm
Led panel thickness 1^{1/8"} + Gem Glass + Glue = 1^{7/16"}



2 lati LED (lati lunghi)
LED strips two long sides

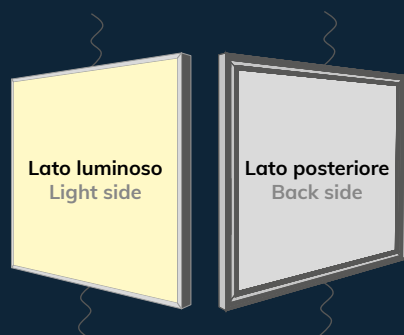


INSTALLAZIONE INSTALLATION



INFORMAZIONI USCITA CAVI

INFORMATION ON POWER CABLE EXIT POINTS

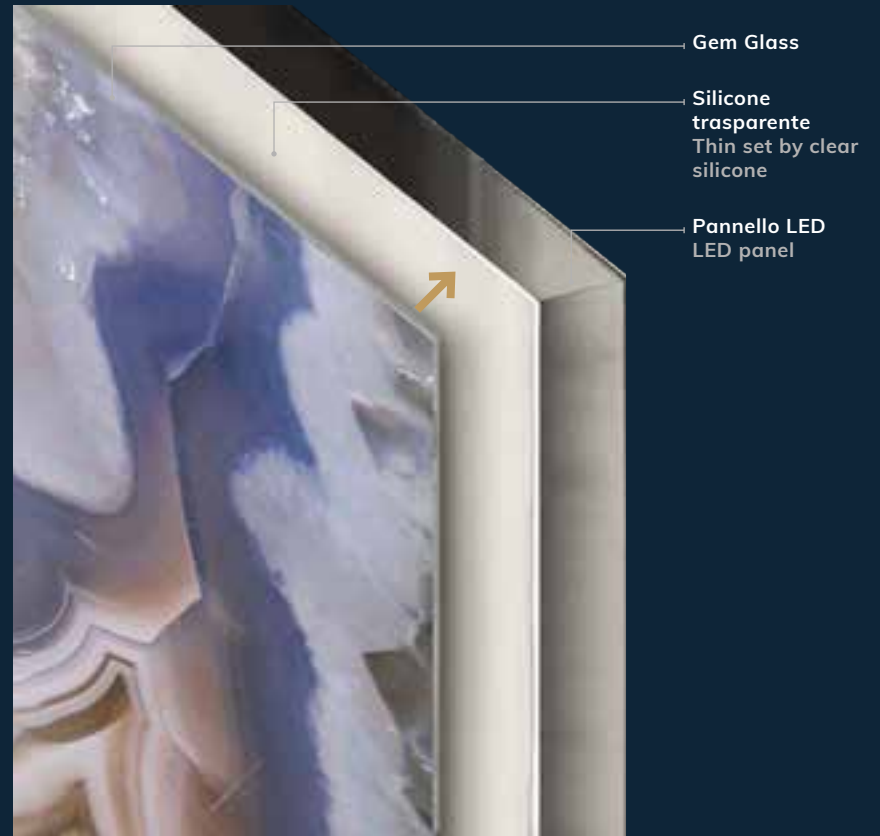


L'uscita cavo di alimentazione, se non diversamente specificato, è posizionata sul lato posteriore del pannello in prossimità del centro dei profili sul lato lungo. La lunghezza del cavo di alimentazione è determinata dalle dimensioni del pannello, dalla tipologia d'installazione o da specifiche richieste dal cliente.

The power cable's exit point, unless otherwise specified, is located on the panel's back in close proximity to the centre of the profile, on the long side. The power cable's length is determined by the size of the panel, the type of mounting system or is based on specific customer requests.

Appendix

Sequenza di montaggio della lastra Gem Glass su pannello LED
Gem Glass slab mounting sequence on LED panel



AVVISO LEGALE

Ricevendo il presente catalogo SICIS, prendi atto ed accetti i seguenti termini e condizioni:

Il presente catalogo è e rimane di proprietà di SICIS s.r.l. ("SICIS").

SICIS si riserva il diritto, in qualsiasi momento, di richiederne la restituzione. Il catalogo è fornito a TITOLO GRATUITO e NON ne è autorizzata la VENDITA. Se hai dovuto pagare per questo catalogo, ti preghiamo di segnalarcelo scrivendoci all'indirizzo riportato di seguito. Le leggi in materia di diritto d'autore (Copyright) proteggono il contenuto del presente catalogo, inclusi, senza alcuna limitazione, le fotografie, immagini, testi, layout ed i disegni in esso contenuti.

La riproduzione o la copia di qualsiasi parte del presente catalogo, inclusi, senza alcuna limitazione, le fotografie, immagini, testi, layout e disegni in esso contenuti, È VIETATA, e SICIS si riserva il diritto di intraprendere azione legale nei confronti di chiunque (incluso te) violi il presente divieto.

L'aver ricevuto una copia del presente catalogo, non dà diritto in alcun modo ad alcuna licenza da parte di SICIS, né complicità né tantomeno espressa, di riprodurre o copiare, in qualsiasi modo o forma, alcuna parte di esso. Il Marchio SICIS® è un marchio registrato e di proprietà della SICIS s.r.l., ed è protetto dalle leggi nazionali ed internazionali in materia.

SICIS espressamente si riserva tutti i diritti e rimedi.

LEGAL NOTICE

By retaining this SICIS catalogue, you acknowledge and agree to the following:

This catalogue is and remains the property of SICIS s.r.l. ("SICIS").

SICIS reserves the right, at any time, to request the return of this catalogue. The catalogue is provided to you FREE OF CHARGE and is NOT FOR SALE. If you paid for this catalogue, please write to SICIS at the address provided below.

Copyright laws protect the content of this catalogue, including, without limitation, the photographs, images, text, layout and designs contained therein.

The reproduction or copying of any part of this catalogue, including, without limitation, the photographs, images, text, layout and designs contained therein, IS PROHIBITED, and legal action may be commenced against anyone, including, but not limited to, yourself, who violates this prohibition.

By giving you a copy of this catalogue, SICIS is not thereby giving you any licence, either implied or express, to reproduce or copy it or any parts of it, in any way.

The trademark SICIS® is a registered trademark and the property of SICIS s.r.l., and is protected under domestic and international laws.

SICIS reserves all its rights and remedies.

SICIS ITALY

Factory Ravenna
48123 · Via Canala, 75/79
Ph. + 39 0544 469 711 · Fax + 39 0544 469 811

Showroom Milano

20121 · Via Fatebenefratelli, 8
Ph. +39 02 87 60 99 · Fax +39 02 72 09 68 53

SICIS FRANCE

Showroom Paris
75008 · 41, Rue François 1er
Ph. +33 (0)1 4952 8989 · Fax +33 (0)1 4952 8990

SICIS SPAIN

Showroom Madrid
28006 · 33, Calle de José Ortega y Gasset
Ph. +34 910 662 525

SICIS UNITED KINGDOM

Showroom & Offices London
15A Dover St, Mayfair, W1S 4LR
Ph. +44 207 491 9849

SICIS NORTH AMERICA

Corporate Headquarters New York
10454 · 150 Bruckner Blvd Bronx
Ph. +1 212 965 4100 · Fax +1 646 390 4587

SICIS TURKEY

Sicis Istanbul-European Showroom
Maçka Cad. No: 1 Nişantaşı
Ph. +90 212 240 2596 · Fax +90 212 240 2564

SICIS HONG KONG

Hong Kong Showroom & Offices Hong Kong
Room D, 24/F, Tai Yau Building,
181 Johnston Road, Wan Chai
Ph. +(852) 2832 2830 · Fax +(852) 2833 9009

SICIS S.R.L. VIA BORGONUOVO 29, 20121 MILANO (ITALY)

© 2020 Sicis s.r.l. · September 2020 · info@sicis.com

WWW.SICISVETRITE.COM · WWW.SICIS.COM

Publicato · Published:
SICIS s.r.l.

Concept, art direction e graphic design:
cabrioletstudio.com

I colori e le caratteristiche estetiche dei prodotti sono quanto più possibile vicini a quelli reali, nei limiti consentiti dai processi di stampa.
The colours and appearance features of the products are as close as possible to reality, within the limitation of the printing process.

VETRITE®
gem glass

VETRITE®

by

SICIS®

Marchio registrato che comprende le collezioni Gem Glass, Electric Marble e Decorative.

Vetrite è l'ultima invenzione di SICIS s.r.l., società divenuta nota nel mondo per avere concepito in chiave industriale la meravigliosa arte del mosaico. Con lo spirito innovativo che da sempre la caratterizza, l'Azienda ha creato Vetrite per superare le ultime frontiere delle superfici da rivestimento: grandi lastre di vetro e polimeri con le quali rivestire o realizzare ogni tipo di superficie architettonica, fino anche a elementi di arredo.

Un materiale straordinariamente decorativo, resistente, luminoso, duttile, leggero e antibatterico, che amplifica le potenzialità creative e progettuali. Vetrite si presta a molteplici applicazioni, è ideale per il rivestimento di pareti e pavimenti in ambienti residenziali e in spazi commerciali: negozi, ristoranti, grandi sale di hotel, piscine e spa.

Registered trademark that includes the Gem Glass, Electric Marble and Decorative collections. Vetrite is the latest SICIS s.r.l. invention, from a company that has become known the world over for having conceived the marvellous art of the mosaic in an industrial key. With the innovative spirit that has always characterised it, the Company has created Vetrite to overcome the latest frontiers of surface covering: large slabs of glass and polymers with which to cover or realise every type of architectural surface, even furnishing elements. An extraordinarily decorative material, resistant, luminous, ductile, light and antibacterial, which amplifies its creative and design potential. Vetrite lends itself to many applications, it is ideal for wall and floor coverings in residential and commercial areas: shops, restaurants, large hotel rooms, swimming pools and spas.



VETRITE®
gem glass