

Slimtech.



www.ceramichelea.it

laminated porcelain stoneware



LEA
CERAMICHE

Index.

marble/

Delight.
28 / 41

Timeless Marble.
and Filigrane design Philippe Nigro
42 / 63

stone/

Waterfall.
64 / 67

Basaltina Stone Project.
68 / 73

cement & resin/

Concreto.
design Fabio Novembre
74 / 81

Take Care.
and Pad design Patrick Norguet
82 / 93

Re-evolution.
94 / 97

wood/

Wood-stock.
98 / 101

Type 32.
design Diego Grandi
102 / 105

shape & color/

Gouache.10.
and Libeccio design Diego Grandi
106 / 111

Absolute.
112 / 115

Naive.
design Patrick Norguet
116 / 119

Lines and Waves.
design Patrick Norguet
120 / 125

Nest.
design HOK Product Design
126 / 129

Mauk.
design Diego Grandi
130 / 133

01.
The Company.
02 / 05

02.
Slimtech.
06 / 09
Summary
10 / 11
Applications & Solutions
12 / 13
Projects
14 / 15

03.
Color Range.
16 / 25

04.
The Collections.
26 / 133
LeaLab.
134 / 135
Protect.
136 / 137

05.
Technical Info.
138 / 147
Our Group.
148 / 149

01.

The Company.

When Creativity meets Performance.



visionary design

Lea Ceramiche è la perfetta sintesi di design visionario e performance tecnologica, partner della creatività ovunque nel mondo per ogni tipo di progetto architettonico che ricerchi distinzione attraverso uno stile unico e riconoscibile.

Lea Ceramiche is the perfect combination of visionary design and technological performance, a creative partner anywhere in the world for any type of architectural project requiring distinction through unique, recognizable style.

innovation for top architecture

L'innovazione nel design, l'assoluta affidabilità delle prestazioni tecniche e la capacità di osare e guardare sempre avanti hanno reso Lea Ceramiche una protagonista indiscussa dell'architettura internazionale.

Innovative design, absolute reliability of technical performance, and the capacity to dare and focus on the future have made Lea Ceramiche an undisputed key player in international architecture.

inspiring designers

Essere visionari significa collaborare con i protagonisti del design internazionale per coglierne le esigenze, interpretarle al meglio e restituire nuova ispirazione.

Being visionary means working with leading figures in international design to understand their needs, interpret them in the best possible manner, and provide them with new inspiration.

industrial expertise for technical perfection

Dal concept di design allo sviluppo produttivo delle collezioni, la ricerca della perfezione in Lea Ceramiche si esprime nel segno della massima competenza tecnica.

From design concept to production development, the search for perfection by Lea Ceramiche is reflected in the company's high level of technical competence.

02.

Slimtech.

LASTRE CERAMICHE SOTTILI DI QUALITÀ SUPERIORE.

Gres porcellanato laminato in grande formato: un materiale leggero, versatile e resistente per nuove prospettive progettuali nel mondo dell'architettura e dell'abitare.

/ SUPERIOR QUALITY THIN CERAMIC SLABS.

Large-sized laminated porcelain stoneware: a light, resistant and versatile product for new design perspectives in the world of architecture and housing.

1. Massimi standard qualitativi e prestazionali. Grazie all'utilizzo di materie prime pregiate

/ Highest standards in quality and performance. Thanks to the use of the best raw materials

2. Lastre supercompatte ed elastiche. Grazie a un processo di pressatura unico

/ Highly compact and elastic slabs. Thanks to a unique pressing process

3. Eccellente resa estetica dei materiali. Grazie a tecniche esclusive di lavorazione delle superfici

/ Excellent aesthetic look of the products. Thanks to exclusive surface treatment technologies

4. Straordinaria extra-resistenza. Grazie al rinforzo in fibra di vetro

/ Extraordinary added resistance. Thanks to the reinforcing fibreglass mesh

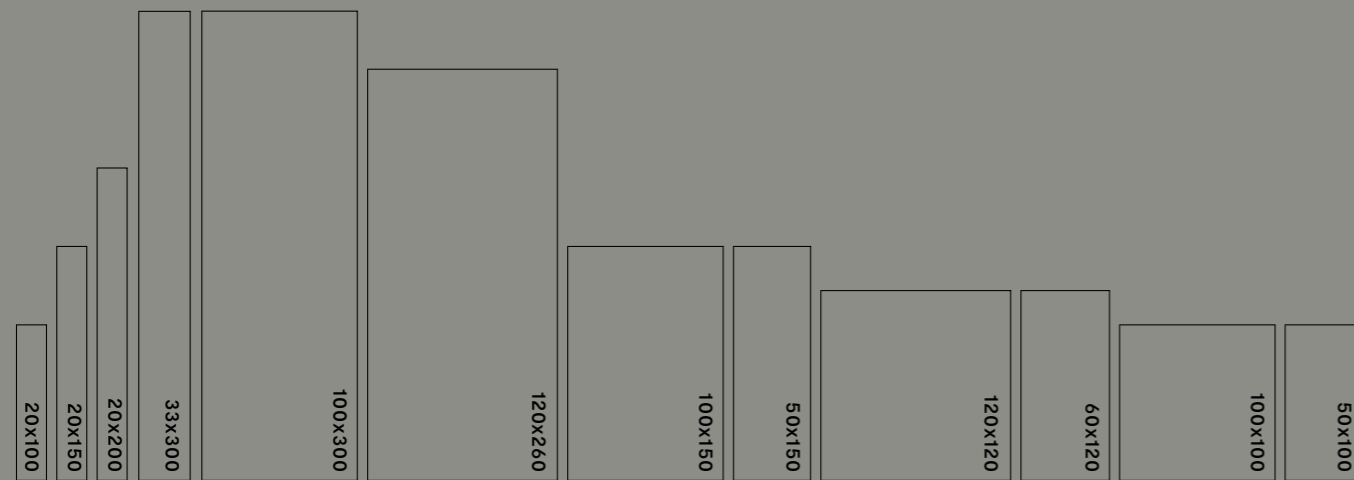
5. Alta sostenibilità ambientale. Meno materie prime utilizzate, minor consumo di acqua ed energia, minori emissioni di CO₂

/ Highly Eco-friendly. Less raw materials used, lower water and energy consumption and lower CO₂ emissions



Summary.

12 Formati Sizes




3 Spessori Thickness

6mm		Sottile e resistente. Thin and resistant.
5.5mm		Ultrasottile e ultrasensibile. Con fibra di vetro. Ultra-thin and ultra-resistant. With fiberglass mesh.
3.5mm		Ultrasottile e ultrasensibile. Con fibra di vetro. Ultra-thin and ultra-resistant. With fiberglass mesh.
		Rinforzo con fibra di vetro. Reinforced with fiberglass mesh.

61 Colori Colors



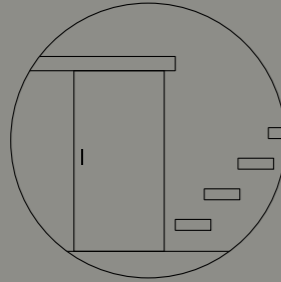
6 Superfici Surfaces



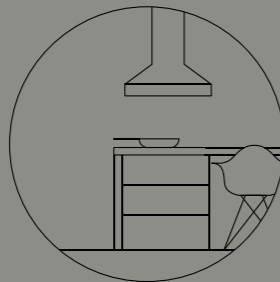
Applications & Solutions.



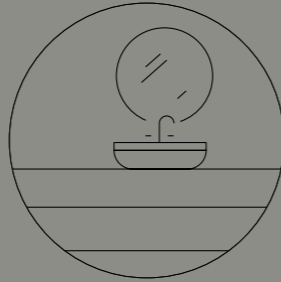
interni residenziali
(pavimenti e rivestimenti)/
interiors residential
(flooring and wall cladding)



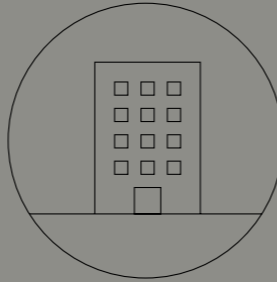
porte, scale e
pianerottoli/
doors and stairs
and landings




superfici per piani e
arredo cucine, top per
tavoli, librerie e armadi/
surfaces for kitchen
countertops and
furniture, for table tops,
bookshelves and
wardrobes




box e piatti doccia,
lavabi e mobili bagno/
shower cabins and
trays, wash
basins and bathroom
furniture



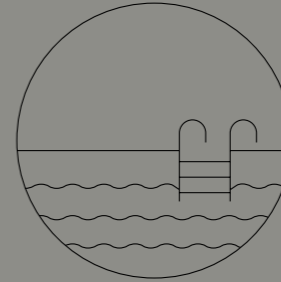
rivestimenti esterni e
facciate ventilate/
external cladding
and ventilated
facades



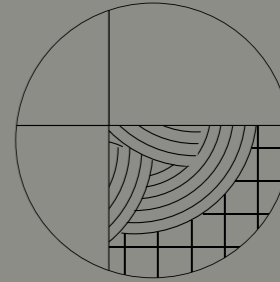
rivestimenti termici
a cappotto/
external wall thermal
insulation system




gallerie e grandi
opere pubbliche/
tunnels and large
public projects



rivestimenti interni
spa e piscine/
cladding of interiors
in spas and pools



posa in
sovrapposizione a
materiale esistente/
laid over pre-existing
material



rivestimenti per
settore nautico/
cladding in the
nautical industry

Slimtech è estremamente personalizzabile grazie alla sua facilità di taglio e lavorazione: rivestimenti, applicazioni su oggetti e complementi d'arredo, anche quelle a cui non avevi pensato, diventano possibili. Grazie alla varietà di spessori, formati e alle sue prestazioni tecniche, è inoltre la scelta perfetta sia per nuove costruzioni che per ristrutturazioni con posa in sovrapposizione a pavimenti preesistenti.

Slimtech is highly customisable, thanks to the ease with which it can be cut and handled: wall-cladding, application on objects and home furnishings, even ones that you never would have considered, become possible. Thanks to the variety of thicknesses, formats, and technical features, it is also the perfect choice for both new constructions and for renovations in which it can be laid over pre-existing floors.



Projects.

L'innovazione nel design, l'assoluta affidabilità delle prestazioni tecniche e la capacità di osare e guardare sempre avanti hanno reso Lea Ceramiche una protagonista indiscussa dell'architettura internazionale. Come testimoniato dalla prestigiose referenze realizzate in tutto il mondo.

Innovative design, absolute reliability of technical performance, and the capacity to dare and focus on the future have made Lea Ceramiche an undisputed key player in international architecture. As proved by the important projects supplied by the brand around the world.



Bosco Verticale
Milan - Italy



Okko Hotel
Paris - France



International Culinary School
Washington DC - USA



Fondazione Prada
Milan - Italy



Newstead Central
Brisbane - Australia




Lamborghini Logistic Center
Bologna - Italy


03.





Color Range.

Marble




Stone






Wood



Shape & Color 1/2





04.

The Collections.

Delight.

WALL
Invisible Light 120x260 touch

FLOOR
Invisible Light 120x260 touch





WALL
Marquina Nero 120x260 lev

FLOOR
Venato Bianco 120x120 lev

Marquina Nero




Facce disponibili / Available faces



Delight.

Formati / Sizes ^{LE¹}



60x120cm
24"x48"



120x120cm
48"x48"



120x260cm
48"x102"

Finiture / Finishes

Nat



residenziale
residential



commerciale leggero
light commercial



commerciale intensivo
intensive commercial

Lev



residenziale
residential



commerciale leggero
light commercial

Touch



residenziale
residential



commerciale leggero
light commercial

Materiale/material:
Gres porcellanato laminato
Laminated porcelain stoneware
Spessore/thickness: 6mm

PROTECT
SUPERFICIE ANTIBATTERICA
ANTIMICROBIAL SURFACE
with MICROBIO[®]


SLIMTECH



WALL
Butterfly Venato Bianco 120x260 lev

FLOOR
Venato Bianco 120x260 nat

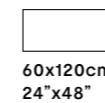
Venato Bianco



Facce disponibili / Available faces

Delight.

Formati / Sizes ^{LE²}



60x120cm
24"x48"



120x120cm
48"x48"



120x260cm
48"x102"

Finiture / Finishes

Nat



residenziale
residential



commerciale leggero
light commercial



commerciale intensivo
intensive commercial

Lev



residenziale
residential



commerciale leggero
light commercial

Touch



residenziale
residential



commerciale leggero
light commercial

Materiale/material:
Gres porcellanato laminato
Laminated porcelain stoneware
Spessore/thickness: 6mm

PROTECT
SUPERFICIE ANTIBATTERICA
ANTIMICROBIAL SURFACE
with MICROBIO[®]

SLIMTECH




WALL
Butterfly Calacatta Oro 120x260 lev

FLOOR
Calacatta Oro 120x120 nat

Lea Ceramiche

Calacatta Oro




Facce disponibili / Available faces



Delight.

Formati / Sizes cm^2



60x120cm
24"x48"



120x120cm
48"x48"



120x260cm
48"x102"

Finiture / Finishes

Nat



residenziale
residential



commerciale leggero
light commercial



commerciale intensivo
intensive commercial

Lev



residenziale
residential



commerciale leggero
light commercial

Touch



residenziale
residential



commerciale leggero
light commercial

Materiale/material:
Gres porcellanato laminato
Laminated porcelain stoneware
Spessore/thickness: 6mm

PROTECT
SUPERFICIE ANTIBATTERICA
ANTIMICROBIAL SURFACE
with MICROBIO

SLIMTECH




WALL
Invisible Light 120x120 touch

FLOOR
Invisible Light 120x120 nat

Lea Ceramiche

Invisible Light

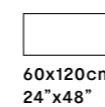


Facce disponibili / Available faces



Delight.

Formati / Sizes ^{cm}



60x120cm
24"x48"



120x120cm
48"x48"



120x260cm
48"x102"

Finiture / Finishes

Nat



residenziale
residential



commerciale leggero
light commercial



commerciale intensivo
intensive commercial

Lev



residenziale
residential



commerciale leggero
light commercial

Touch



residenziale
residential



commerciale leggero
light commercial

Materiale/material:
Gres porcellanato laminato
Laminated porcelain stoneware
Spessore/thickness: 6mm

PROTECT
SUPERFICIE ANTIBATTERICA
ANTIMICROBIAL SURFACE
with MICROBIO

SLIMTECH



WALL
Butterfly Venato Bianco 120x260 lev

FLOOR
Venato Bianco 120x260 lev

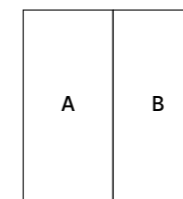
Lea Ceramiche

Decoro / Decor

Butterfly


Calacatta Oro Lev A

Calacatta Oro Lev B




Venato Bianco Lev A

Venato Bianco Lev B



Delight.

Formati / Sizes ^{LT}



120x260cm
48"x102"

Finiture / Finishes

Lev



residenziale
residential



commerciale leggero
light commercial

Materiale/material:
Gres porcellanato laminato
Laminated porcelain stoneware
Spessore/thickness: 6mm

PROTECT
SUPERFICIE ANTIBATTERICA
ANTIMICROBIAL SURFACE
with MICROBANT[®]



L'immagine è puramente indicativa.
La grafica di BUTTERFLY può presentare discontinuità di vena nel passaggio tra le lastre,
al pari del materiale naturale.
Eventuali differenze fino a 1,5 cm sono dunque da considerarsi caratteristica del prodotto.

The picture is purely illustrative.
The graphic design of BUTTERFLY may result in discontinuities in the veining between
panels, as with the natural material.
Discontinuities of up to 1.5 cm are not defects, but are characteristic of the product.

FLOOR Calacatta Oro 120x120 lev
WALL Chain Calacatta Oro 120x260 lev



Decoro / Decor

Calacatta Oro Lev A

Calacatta Oro Lev B

Chain

Calacatta Oro Lev C

Calacatta Oro Lev D



A	B	C	D
---	---	---	---

Delight.

Formati / Sizes ^{LT¹}



120x260cm
48"x102"

Finiture / Finishes

Lev



residenziale
residential



commerciale leggero
light commercial

Materiale/material:
Gres porcellanato laminato
Laminated porcelain stoneware
Spessore/thickness: 6mm

PROTECT
SUPERFICIE ANTIBATTERICA
ANTIMICROBIAL SURFACE
with MICROBANT[®]



L'immagine è puramente indicativa.
La grafica di CHAIN può presentare discontinuità di vena nel passaggio tra le lastre,
al pari del materiale naturale.
Eventuali differenze fino a 1,5 cm sono dunque da considerarsi caratteristica del prodotto.

The picture is purely illustrative.
The graphic design of CHAIN may result in discontinuities in the veining between panels,
as with the natural material.
Discontinuities of up to 1.5 cm are not defects, but are characteristic of the product.

Timeless Marble.

and **Filigrane** design Philippe Nigro



FLOOR
Pietra Gray 100x300 lev
WALL
Pietra Gray 100x300 sat



WALL
Onice Venus 100x300 lev

FLOOR
Onice Venus 100x100 sat




Lea Ceramiche



Facce disponibili / Available faces

Timeless Marble.

Formati / Sizes ^{LT²}

		
50x150cm 19 1/2" x 59"	100x100cm 39" x 39"	100x300cm 39" x 118"

Finiture / Finishes

Lev		
	residenziale residential	commerciale leggero light commercial
Sat		
	residenziale residential	commerciale leggero light commercial

Materiale/material:
Gres porcellanato laminato rinforzato con fibra di vetro
Laminated porcelain stoneware reinforced with fibreglass
Spessore/thickness: 5,5mm

PR()TECT
SUPERFICIE ANTIBATTERICA
ANTIMICROBIAL SURFACE
with MICROBATT[®]

SLIMTECH
5plus




FLOOR
Lasa Bright 100x100 lev

WALL
Lasa Bright 100x300 lev



Lea Ceramiche


Lasa Bright



Facce disponibili / Available faces

Timeless Marble.


Formati / Sizes ^{LT}



50x150cm
19 1/2" x 59"



100x100cm
39" x 39"



100x300cm
39" x 118"

Finiture / Finishes

Lev



residenziale
residential



commerciale leggero
light commercial

Sat



residenziale
residential



commerciale leggero
light commercial

Materiale/material:

Gres porcellanato laminato rinforzato con fibra di vetro
Laminated porcelain stoneware reinforced with fibreglass
Spessore/thickness: 5,5mm

PR()TECT
SUPERFICIE ANTIBATTERICA
ANTIMICROBIAL SURFACE
with MICROBANT[®]


SLIMTECH
5plus



Safari Amande






Facce disponibili / Available faces



Timeless Marble.

Formati / Sizes ^{LT²}

		
50x150cm 19 1/2" x 59"	100x100cm 39" x 39"	100x300cm 39" x 118"

Finiture / Finishes

Lev



residenziale
residential



commerciale leggero
light commercial

Sat



residenziale
residential



commerciale leggero
light commercial

Materiale/material:

Gres porcellanato laminato rinforzato con fibra di vetro
Laminated porcelain stoneware reinforced with fibreglass
Spessore/thickness: 5,5mm

PR()TECT
SUPERFICIE ANTIBATTERICA
ANTIMICROBIAL SURFACE
with MICROBANT[®]

SLIMTECH
5plus



Pietra Gray 100x300 sat

Lea Ceramiche

Pietra Gray

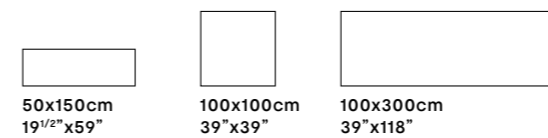


Facce disponibili / Available faces



Timeless Marble.

Formati / Sizes ^{LT}



Finiture / Finishes

Lev		
	residenziale residential	commerciale leggero light commercial
Sat		
	residenziale residential	commerciale leggero light commercial

Materiale/material:
Gres porcellanato laminato rinforzato con fibra di vetro
Laminated porcelain stoneware reinforced with fibreglass
Spessore/thickness: 5,5mm



PR()TECT
SUPERFICIE ANTIBATTERICA
ANTIMICROBIAL SURFACE
with MICROBANT[®]

SLIMTECH
5plus





Statuario White 100x300 lev

Lea Ceramiche



Timeless Marble.

Formati / Sizes ^{RT}

		
50x150cm 19 1/2" x 59"	100x100cm 39" x 39"	100x300cm 39" x 118"

Finiture / Finishes

Lev	 residenziale residential	 commerciale leggero light commercial
Sat	 residenziale residential	 commerciale leggero light commercial

Materiale/material:
Gres porcellanato laminato rinforzato con fibra di vetro
Laminated porcelain stoneware reinforced with fibreglass
Spessore/thickness: 5,5mm

PROTECT
SUPERFICIE ANTIBATTERICA
ANTIMICROBIAL SURFACE
with MICROBANT[®]


SLIMTECH
5plus



WALL
Calacatta Gold Extra 100x300 lev

FLOOR
Calacatta Gold Extra 100x100 lev

Calacatta Gold Extra



Facce disponibili / Available faces

Timeless Marble.


Formati / Sizes ^{LT}



50x150cm
19 1/2" x 59"



100x100cm
39" x 39"



100x300cm
39" x 118"

Finiture / Finishes

Lev



residenziale
residential



commerciale leggero
light commercial

Sat



residenziale
residential



commerciale leggero
light commercial

Materiale/material:

Gres porcellanato laminato rinforzato con fibra di vetro
Laminated porcelain stoneware reinforced with fibreglass
Spessore/thickness: 5,5mm

PR()TECT
SUPERFICIE ANTIBATTERICA
ANTIMICROBIAL SURFACE
with MICROBANT[®]

SLIMTECH
5plus



Calacatta Butterfly 100x300 lev

Lea Ceramiche

Decoro / Decor

Butterfly

Calacatta Gold Extra B

Calacatta Gold Extra A



Timeless Marble.

Formati / Sizes ^{LT}



100x300cm
39"x118"

Finiture / Finishes

Lev



residenziale
residential



commerciale leggero
light commercial

Sat



residenziale
residential



commerciale leggero
light commercial

Materiale/material:
Gres porcellanato laminato rinforzato con fibra di vetro
Laminated porcelain stoneware reinforced with fibreglass
Spessore/thickness: 5,5mm

PR()TECT
SUPERFICIE ANTIBATTERICA
ANTIMICROBIAL SURFACE
with MICROBAY®

SLIMTECH
Split

L'immagine è puramente indicativa.
La grafica di BUTTERFLY può presentare discontinuità di vena nel passaggio tra le lastre,
al pari del materiale naturale.
Eventuali differenze fino a 1,5 cm sono dunque da considerarsi caratteristica del prodotto.

The picture is purely illustrative.
The graphic design of BUTTERFLY may result in discontinuities in the veining between
panels, as with the natural material.
Discontinuities of up to 1.5 cm are not defects, but are characteristic of the product.

Filigrane design Philippe Nigro





Decoro / Decor

Onice Venus



Calacatta Gold Extra



Pietra Gray



Statuario White



Pearl

Lasa Bright



Filigrane
design Philippe Nigro

Formati / Sizes IRT¹



100x300cm
39"x118"

Finiture / Finishes

Sat



residenziale
residential



commerciale leggero
light commercial

Materiale/material:
Gres porcellanato laminato rinforzato con fibra di vetro
Laminated porcelain stoneware reinforced with fibreglass
Spessore/thickness: 5,5mm

PR()TECT
SUPERFICIE ANTIBATTERICA
ANTIMICROBIAL SURFACE
with MICROBACT[®]

SLIMTECH
5plus

Decoro / Decor

Onice Venus



Lasa Bright



Statuario White



Calacatta Gold Extra



Hyphen

Pietra Gray



Filigrane
design Philippe Nigro

Formati / Sizes in m²



100x300cm
39"x118"

Finiture / Finishes

Sat



residenziale
residential



commerciale leggero
light commercial

Materiale/material:
Gres porcellanato laminato rinforzato con fibra di vetro
Laminated porcelain stoneware reinforced with fibreglass
Spessore/thickness: 5,5mm

PR()TECT
SUPERFICIE ANTIBATTERICA
ANTIMICROBIAL SURFACE
with MICROBANT[®]

SLIMTECH
5plus

Waterfall.

WALL
Ivory Flow 100x300
Dark Flow 100x300

FLOOR
Gray Flow 100x100






Silver Flow 100x300

Lea Ceramiche

Silver Flow

Ivory Flow



Gray Flow



Dark Flow



Waterfall.

Formati / Sizes ^{LT²}



50x100cm
19 1/2" x 39"



100x100cm
39" x 39"



100x300cm
39" x 118"

Finiture / Finishes

Nat



residenziale
residential



commerciale leggero
light commercial



commerciale intensivo
intensive commercial

Materiale/material:

Gres porcellanato laminato rinforzato con fibra di vetro
Laminated porcelain stoneware reinforced with fibreglass
Spessore/thickness: 5,5mm

PR()TECT
SUPERFICIE ANTIBATTERICA
ANTIMICROBIAL SURFACE
with MICROBAY®

SLIMTECH
5plus

Basaltina Stone Project.



WALL
Stuccata 100x300
Mosaico Striscia Stuccata 25x50
Mosaico Listello Stuccata 25x50
Naturale 50x100

FLOOR
Stuccata 100x100
Naturale 100x100




WALL
Lappata 50x100
Lappata 4,9x100

FLOOR
Naturale 100x300

Naturale

Sabbiata



Stuccata



Lappata



Basaltina Stone Project.

Formati / Sizes ^{RT}



50x100cm
19 1/2" x 39"



100x100cm
39" x 39"



100x300cm
39" x 118"

4,9x100cm
2" x 39"

Finiture / Finishes

Nat



residenziale
residential



commerciale leggero
light commercial

Materiale/material:
Gres porcellanato laminato rinforzato con fibra di vetro
Laminated porcelain stoneware reinforced with fibreglass
Spessore/thickness: 3,5mm

 SLIMTECH
3plus



WALL
Stuccata Mosaico Striscia 25x50

FLOOR
Stuccata 100x100
Naturale 100x100

Lea Ceramiche

Mosaici / Mosaics

<p>MOSAICO QUADRO sabbia 25x25cm / 10"x10"</p> 	<p>MOSAICO MATTONE sabbia 25x25cm / 10"x10"</p> 	<p>MOSAICO STRISCIA sabbia 25x50cm / 10"x19½"</p> 	<p>MOSAICO LISTELLO sabbia 25x50cm / 10"x19½"</p> 	<p>MOSAICO INOX sabbia 25x25cm / 10"x10"</p> 	<p>MOSAICO SATIN sabbia 25x25cm / 10"x10"</p> 
<p>MOSAICO QUADRO naturale 25x25cm / 10"x10"</p> 	<p>MOSAICO MATTONE naturale 25x25cm / 10"x10"</p> 	<p>MOSAICO STRISCIA naturale 25x50cm / 10"x19½"</p> 	<p>MOSAICO LISTELLO naturale 25x50cm / 10"x19½"</p> 	<p>MOSAICO INOX naturale 25x25cm / 10"x10"</p> 	<p>MOSAICO SATIN naturale 25x25cm / 10"x10"</p> 
<p>MOSAICO QUADRO stuccata 25x25cm / 10"x10"</p> 	<p>MOSAICO MATTONE stuccata 25x25cm / 10"x10"</p> 	<p>MOSAICO STRISCIA stuccata 25x50cm / 10"x19½"</p> 	<p>MOSAICO LISTELLO stuccata 25x50cm / 10"x19½"</p> 	<p>MOSAICO INOX stuccata 25x25cm / 10"x10"</p> 	<p>MOSAICO PEARL stuccata 25x25cm / 10"x10"</p> 
<p>MOSAICO QUADRO lappata 25x25cm / 10"x10"</p> 	<p>MOSAICO MATTONE lappata 25x25cm / 10"x10"</p> 	<p>MOSAICO STRISCIA lappata 25x50cm / 10"x19½"</p> 	<p>MOSAICO LISTELLO lappata 25x50cm / 10"x19½"</p> 	<p>MOSAICO INOX lappata 25x25cm / 10"x10"</p> 	<p>MOSAICO PEARL lappata 25x25cm / 10"x10"</p> 
<p>MOSAICO METAL chiaro (naturale) 50x100cm / 19½"x39"</p> 	<p>MOSAICO GLITTER chiaro (sabbia) 50x100cm / 19½"x39"</p> 	<p>MOSAICO METAL scuro (lappata) 50x100cm / 19½"x39"</p> 	<p>MOSAICO GLITTER scuro (stuccata) 50x100cm / 19½"x39"</p> 		

Concreto.

design Fabio Novembre

RECEPTION DESK
Concreto Rust

WALL
Foam Medium 120x260
Dry Dark 120x260

FLOOR
Concreto Medium 120x260



WALL
Reef Dark 120x260
Concrete Light 60x120

FLOOR
Concrete Dark 120x120

Lea Ceramiche

Concreto Dark

Concreto Light



Concreto Medium



Concreto Extra Light

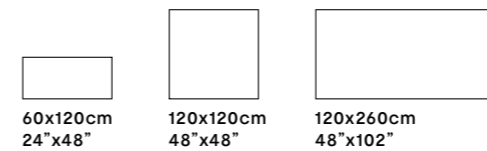


Concreto Rust



Concreto. design Fabio Novembre

Formati / Sizes ^{cm}



Finiture / Finishes

Nat



residenziale
residential



commerciale leggero
light commercial



commerciale intensivo
intensive commercial

Materiale/material:
Gres porcellanato laminato
Laminated porcelain stoneware
Spessore/thickness: 6mm

PROTECT
SUPERFICIE ANTIBATTERICA
ANTIMICROBIAL SURFACE
with MICROBAN®



Varianti / Variations

Dry Concreto Dark



Reef Concreto Dark



Foam Concreto Medium



Tide Concreto Medium



Concreto.
design Fabio Novembre

Formati / Sizes ^{cm}



120x120cm
48"x48"



120x260cm
48"x102"

Finiture / Finishes

Nat



residenziale
residential



commerciale leggero
light commercial



commerciale intensivo
intensive commercial


Materiale/material:
Gres porcellanato laminato
Laminated porcelain stoneware
Spessore/thickness: 6mm

PR()TECT
SUPERFICIE ANTIBATTERICA
ANTIMICROBIAL SURFACE
with MICROBAN®





Decori / Decors

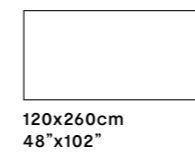
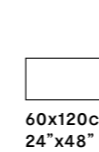


Drops Gold*



Concreto.
design Fabio Novembre

Formati / Sizes ^{LT¹}



Materiale/material:
Gres porcellanato laminato
Laminated porcelain stoneware
Spessore/thickness: 6mm

PR()TECT
SUPERFICIE ANTIBATTERICA
ANTIMICROBIAL SURFACE
with MICROBAN®



*Posa a pavimento: solo per ambienti residenziali
*Floor installation: only for residential environments

Take Care.

and Pad design Patrick Norguet



WALL
Pad Oakland Ground 100x300
FLOOR
T_Ground 100x100

Lea Ceramiche

Slimtech



WALL
T_Night 100x300
T_Snow 100x300

FLOOR
T_Steel 100x300

Lea Ceramiche

TAKE

T_Moon



T_Snow



T_Steel



T_Ground



T_Night



Take Care.

Formati / Sizes ^{LT²}



100x100cm
39"x39"
TAKE



100x150cm
39"x58"
CARE



100x300cm
39"x118"
TAKE CARE

Finiture / Finishes

Take



residenziale
residential



commerciale leggero
light commercial



commerciale intensivo
intensive commercial

Care



residenziale
residential



commerciale leggero
light commercial



commerciale intensivo
intensive commercial

Materiale/material:

Gres porcellanato laminato rinforzato con fibra di vetro
Laminated porcelain stoneware reinforced with fibreglass
Spessore/thickness: 5,5mm

PR()TECT
SUPERFICIE ANTIBATTERICA
ANTIMICROBIAL SURFACE
with MICROBIO[®]

SLIMTECH
5plus




WALL
C_Night 100x300
C_Ground 100x150

FLOOR
C_Night 100x150

Lea Ceramiche

CARE

C_Moon



C_Snow




C_Steel



C_Ground



C_Night



Take Care.

Formati / Sizes ^{LT²}



100x100cm
39"x39"
TAKE



100x150cm
39"x58"
CARE



100x300cm
39"x118"
TAKE CARE

Finiture / Finishes

Take



residenziale
residential



commerciale leggero
light commercial



commerciale intensivo
intensive commercial

Care



residenziale
residential



commerciale leggero
light commercial



commerciale intensivo
intensive commercial

Materiale/material:

Gres porcellanato laminato rinforzato con fibra di vetro
Laminated porcelain stoneware reinforced with fibreglass
Spessore/thickness: 5,5mm

PR()TECT
SUPERFICIE ANTIBATTERICA
ANTIMICROBIAL SURFACE
with MICROBIO[®]

SLIMTECH
Splus

Pad design Patrick Norguet





WALL
C_Steel 100x300
Pad Oakland Snow 100x300

FLOOR
T_Steel 100x100

Lea Ceramiche

Decoro / Decor

Oakland Moon Oakland Steel



Oakland Ground Oakland Night




Oakland*

Oakland Snow



Pad
design Patrick Norguet

Formati / Sizes LR⁷



100x300cm
39"x118"

Materiale/material:
Gres porcellanato laminato rinforzato con fibra di vetro
Laminated porcelain stoneware reinforced with fibreglass
Spessore/thickness: 5,5mm



*Utilizzabile solo a RIVESTIMENTO
Suitable only for WALL COVERINGS



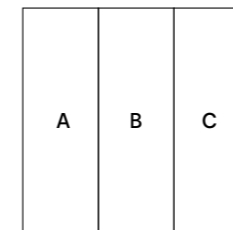

Pad Tamis Moon 100x300

Decoro / Decor

Tamis Snow A - B - C



Tamis Steel A - B - C



Pad design Patrick Norguet

Formati / Sizes ^{LR²}



100x300cm
39"x118"

Materiale/material:
Gres porcellanato laminato rinforzato con fibra di vetro
Laminated porcelain stoneware reinforced with fibreglass
Spessore/thickness: 5,5mm




Tamis*

Tamis Moon A - B - C



Tamis Ground A - B - C



Tamis Night A - B - C



*Utilizzabile solo a RIVESTIMENTO
Suitable only for WALL COVERINGS

Re-evolution.



WALL
Src020 100x300

FLOOR
Src010 100x300



WALL
Src030 100x300

FLOOR
Src010 100x100

Src010

Srw010



Srw020



Srw030



Src020



Src030



Re-evolution.

Formati / Sizes ^{RT}



50x100cm
19 1/2" x 39"



100x100cm
39" x 39"



100x300cm
39" x 118"

4,9x100cm
2" x 39"

Finiture / Finishes

Nat



residenziale
residential



commerciale leggero
light commercial

Materiale/material:
Gres porcellanato laminato rinforzato con fibra di vetro
Laminated porcelain stoneware reinforced with fibreglass
Spessore/thickness: 3,5mm

 SLIMTECH
3plus

Wood-Stock.



Snow Wood 20x200



WALL
Type-32 Coffee W 25

FLOOR
Coffee Wood 20x200

Lea Ceramiche

Coffee Wood

Snow Wood



Vintage Wood



Cream Wood



Honey Wood



Wood-Stock.

Formati / Sizes ^{LT²}

20x100cm 8"x39"	20x150cm 8"x59"	20x200cm 8"x79"
33x300cm 13"x118"		

Finiture / Finishes

Nat			
	residenziale residential	commerciale leggero light commercial	commerciale intensivo intensive commercial

Materiale/material:
Gres porcellanato laminato rinforzato con fibra di vetro
Laminated porcelain stoneware reinforced with fibreglass
Spessore/thickness: 5,5mm

PR()TECT
SUPERFICIE ANTIBATTERICA
ANTIMICROBIAL SURFACE
with MICROBAY®

SLIMTECH
5plus

Type 32.

design Diego Grandi



HONEY
Beta Warm 11 - Delta Cold 30 20x200
Alfa Warm 03 - Gamma Cold 20x200



SNOW
Delta Warm 28 - Delta Cold 29 20x200

Lea Ceramiche



Type 32.
design Diego Grandi

Formati / Sizes lt^2

20x200cm
8"x79"

Finiture / Finishes

Nat 
residenziale
residential

Materiale/material:
Gres porcellanato laminato rinforzato con fibra di vetro
Laminated porcelain stoneware reinforced with fibreglass
Spessore/thickness: 5,5mm



		Snow			
		ALFA 05	BETA 13	GAMMA 21	DELTA 29
COLD					
WARM					
		Honey			
		ALFA 06	BETA 14	GAMMA 22	DELTA 30
COLD					
WARM					
		Vintage			
		ALFA 07	BETA 15	GAMMA 23	DELTA 31
COLD					
WARM					
		Coffee			
		ALFA 08	BETA 16	GAMMA 24	DELTA 32
COLD					
WARM					

Informazioni tecniche per l'utilizzo pag. 147 / Technical information for use.
Informations techniques pour l'utilisation. / Technische Zusammenarbeit.

Gouache.10.

and Libeccio design Diego Grandi

Deep Sea 100x100

Lea Ceramiche

106 — 107

Slimtech



WALL
Crystal Water 100x300

FLOOR
Crystal Water 100x100

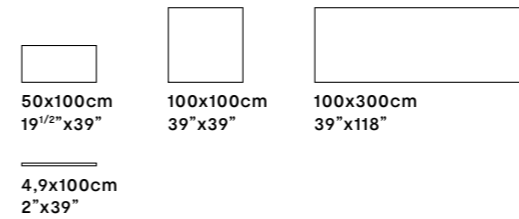
Lea Ceramiche

Crystal Water



Gouache.10.

Formati / Sizes cm^2



Finiture / Finishes

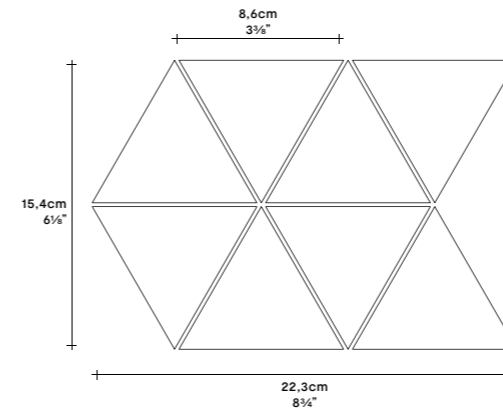


Materiale/material:
Gres porcellanato laminato rinforzato con fibra di vetro
Laminated porcelain stoneware reinforced with fibreglass
Spessore/thickness: 3,5mm

SLIMTECH



Libeccio 01 cold 15,4x22,3



Libeccio
white cloud
15,4x22,3cm
6 1/8" x 8 3/4"



Libeccio
crystal water
15,4x22,3cm
6 1/8" x 8 3/4"



Libeccio 01
warm
15,4x22,3cm
6 1/8" x 8 3/4"



Libeccio
soft sand
15,4x22,3cm
6 1/8" x 8 3/4"



Libeccio
cool rain
15,4x22,3cm
6 1/8" x 8 3/4"




Libeccio 01
cold
15,4x22,3cm
6 1/8" x 8 3/4"



Libeccio
light rock
15,4x22,3cm
6 1/8" x 8 3/4"



Libeccio
deep sea
15,4x22,3cm
6 1/8" x 8 3/4"



Libeccio 02
15,4x22,3cm
6 1/8" x 8 3/4"



Libeccio
black stone
15,4x22,3cm
6 1/8" x 8 3/4"



Libeccio 03
15,4x22,3cm
6 1/8" x 8 3/4"



Absolute.




Total Baick 100x100

Lea Ceramiche

112 — 113

Slimtech

Total Black



Absolute.

Formati / Sizes ^{RT}



100x100cm
39"x39"



100x300cm
39"x118"

Finiture / Finishes

Lev



residenziale
residential



commerciale leggero
(solo Total White)
light commercial
(only Total White)

Sat



residenziale
residential



commerciale leggero
light commercial

Materiale/material:

Gres porcellanato laminato rinforzato con fibra di vetro
Laminated porcelain stoneware reinforced with fibreglass
Spessore/thickness: 5,5mm

PR()TECT
SUPERFICIE ANTIBATTERICA
ANTIMICROBIAL SURFACE
with MICROBAY®

SLIMTECH
5plus

Naive.

design Patrick Norguet



Naive Grey 100x300

Lea Ceramiche

116 — 117

Slimtech



Naive Blue 100 x300


Lea Ceramiche

Naive Blue


Naive Terra



Naive Grey



Naive Black



Naive. design Patrick Norguet

Formati / Sizes ^{LR¹}



100x100cm
39"x39"



100x300cm
39"x118"

Finiture / Finishes

Nat



residenziale
residential



commerciale leggero
light commercial

Materiale/material:
Gres porcellanato laminato rinforzato con fibra di vetro
Laminated porcelain stoneware reinforced with fibreglass
Spessore/thickness: 5,5mm



Lines and Waves.

design Patrick Norguet

Line Grey 100x300

Lea Ceramiche

120 — 121

Slimtech



Line Blue 100x300


Lea Ceramiche

Lines

Line Grey



Line Blue



Lines. design Patrick Norguet

Formati / Sizes ^{RT¹}



100x300cm
39"x118"

Finiture / Finishes

Nat



residenziale
residential



commerciale leggero
light commercial

Materiale/material:
Gres porcellanato laminato rinforzato con fibra di vetro
Laminated porcelain stoneware reinforced with fibreglass
Spessore/thickness: 3,5mm

 SLIMTECH
3plus



Wave Blue 100x300

Lea Ceramiche

Waves

Wave Blue A



Wave Blue B



Wave Grey A



Wave Grey B



Wave Blue A



Waves. design Patrick Norguet

Formati / Sizes ^{RT}



100x300cm
39"x118"

Finiture / Finishes

Nat



residenziale
residential



commerciale leggero
light commercial

Materiale/material:
Gres porcellanato laminato rinforzato con fibra di vetro
Laminated porcelain stoneware reinforced with fibreglass
Spessore/thickness: 3,5mm

 SLIMTECH

Nest.

design Hok Product Design



Triangolo 50

Ettagono 50

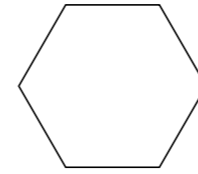


Triangolo 25

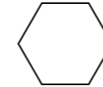
Ettagono 25

Lea Ceramiche

Nest design HOK Product Design



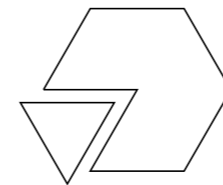
***Esagono**
L 50cm / 19½"
100x86,6cm / 39"x34¼"



***Esagono**
L 25cm / 10"
50x43,2cm / 19½"x17"



***Esagono**
L 6,2cm / 2½"
12,5x10,8cm / 5"x4¼"



***Ettagono**
L 50cm / 19½"
100x86,6cm / 39"x34¼"

***Triangolo**
L 50cm / 19½"



***Ettagono**
L 25cm / 10"
50x43,2cm / 19½"x17"

***Triangolo**
L 25cm / 10"



***Ettagono**
L 6,2cm / 2½"
12,5x10,8cm / 5"x4¼"

***Triangolo**
L 6,2cm / 2½"

Materiale/material:
Gres porcellanato laminato rinforzato con fibra di vetro
Laminated porcelain stoneware reinforced with fibreglass
Spessore/thickness: 3,5mm / 5,5mm



REALIZZABILE CON LE SERIE:
Can be made with the following collections:

ABSOLUTE / BASALTINA STONE PROJECT / GOUACHE.10 / RE-EVOLUTION / TAKE CARE / TIMELESS MARBLE / WATERFALL

ABSOLUTE
Total Black




ABSOLUTE
Total White




BASALTINA
STONE
PROJECT
Sabbia




BASALTINA
STONE
PROJECT
Naturale



BASALTINA
STONE
PROJECT
Stuccata



BASALTINA
STONE
PROJECT
Lappata




GOUACHE.10
White Cloud




GOUACHE.10
Soft Sand



GOUACHE.10
Light Rock



GOUACHE.10
Black Stone



GOUACHE.10
Crystal Water



GOUACHE.10
Deep Sea



GOUACHE.10
Cool Rain



RE-EVOLUTION
SRW010



RE-EVOLUTION
SRW020




RE-EVOLUTION
SRW030




RE-EVOLUTION
SRC010



RE-EVOLUTION
SRC020



RE-EVOLUTION
SRC030



TAKE CARE
T_Moon



TAKE CARE
T_Snow




TAKE CARE
T_Ground



TAKE CARE
T_Steel



TAKE CARE
T_Night




TAKE CARE
C_Moon



TAKE CARE
C_Snow




TAKE CARE
C_Ground




TAKE CARE
C_Steel




TAKE CARE
C_Night



TIMELESS
MARBLE
Calacatta
Gold Extra



TIMELESS
MARBLE
Pietra
Gray



TIMELESS
MARBLE
Statuario
White



TIMELESS
MARBLE
Lasa
Bright



TIMELESS
MARBLE
Onice
Venus




TIMELESS
MARBLE
Safari
Amande




WATERFALL
Ivory Flow




WATERFALL
Silver Flow



WATERFALL
Gray Flow



WATERFALL
Dark Flow



Mauk.

design Diego Grandi

Lappata Cuadra

Naturale Cuadra

Sabbiata Cuadra

Lea Ceramiche

130 — 131

Slimtech

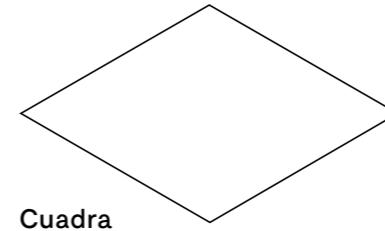


WALL
Lappata Spina

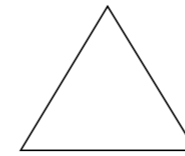

FLOOR
Sabbia Cuadra
Naturale Cuadra
Lappata Cuadra

Lea Ceramiche

Mauk design Diego Grandi



Cuadra
57,6cm / 225/8"
Sabbia - Naturale - Lappata



Esa
38,3cm / 151/8"
Naturale - Lappata



Spina
base maggiore 25,8cm/101/8"
base minore 13,5cm/53/8"
lati 8,7cm/33/8"
Sabbia - Lappata

Materiale/material:
Gres porcellanato laminato rinforzato con fibra di vetro
Laminated porcelain stoneware reinforced with fibreglass
Spessore/thickness: 3,5mm

 SLIMTECH

LeaLab.



Con LeaLab il gres laminato Slimtech diventa materiale mutante in grado di rispondere ad esigenze progettuali inaspettate e sorprendenti. La competenza tecnica di Lea Ceramiche e la sua naturale attitudine a produrre prodotti di qualità, costituiscono assoluta garanzia per supportare, in ogni sua fase, qualsiasi progetto in architettura, come nel residenziale. LeaLab rappresenta l'avanguardia nella personalizzazione del prodotto ceramico. Per ogni informazione: www.leaceramiche.com.

With Lealab, Slimtech laminated porcelain stoneware becomes a material that transforms to suit the needs of the most unexpected and surprising project requirements. Lea Ceramiche's technical skills and its natural penchant for producing high quality products are an absolute guarantee of its ability to support, at every stage, any architectural or residential project. LeaLab is at the forefront in the personalization of ceramic products. For more informations please visit www.leaceramiche.com.

LEALAB

P R () T E C T

L'esclusiva tecnologia Panariagroup per pavimenti e rivestimenti antibatterici ad altissime performance. Per un abitare sano, sicuro e protetto.

The exclusive Panariagroup technology for antimicrobial floor and wall coverings with the highest performance. To live healthily, safe and secure.



Azione potente.
Elimina i batteri e ne impedisce la proliferazione
Powerful action.
Eliminates microbes and prevents their reproduction



Efficacia eterna.
Grazie alla tecnologia integrata in modo permanente nel prodotto
Eternal effectiveness.
Thanks to the technology permanently integrated into the product



Protezione continua.
Sempre attivo, 24 ore su 24, con e senza luce solare
Continuous protection.
Always active, 24 hours a day, with and without sunlight



Qualità garantita
dalla partnership
CON MICROBAN®
Guaranteed quality
by the partnership
with MICROBAN®

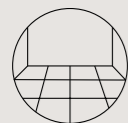
PANARIAgroup

www.protect.panariagroup.it

04.

Technical Info.

Destinazioni d'uso / Intended uses



Posa a pavimento / Floor installation

IN INTERNO / INTERIORS



RESIDENZIALE
Cucine, bagni, living e ogni altro ambiente di uso residenziale.

RESIDENTIAL
Kitchens, bathrooms, living rooms and other residential environments.

slimtech 3plus
slimtech 5plus
slimtech 6mm



COMMERCIALE LEGGERO
Uffici, uffici aperti al pubblico, sale d'attesa, negozi, bagni pubblici, aree comuni condominiali, sale di ristoranti, autosaloni, bar, cinema, ambulatori/cliniche, camere e bagni di hotel. In aree caratterizzate da passaggi obbligati non è consigliato l'utilizzo di prodotti con finitura LEV/TOUCH.

LIGHT COMMERCIAL
Offices, offices open to the general public, waiting rooms, shops, public bathrooms, common apartment block areas, restaurant dining rooms, car showrooms, bars, cinemas, surgeries/clinics, hotel rooms and bathrooms. In areas subjected to forced traffic, it is not advisable to use products with the LEVTOUCH/ finishes.

slimtech 3plus
slimtech 5plus
slimtech 6mm



COMMERCIALE INTENSIVO
Aree comuni di centri commerciali, hall di hotel, mense, fast food, discoteche, ospedali, scuole, musei, luoghi di culto, aeroporti, stazioni ad esclusione di zone sottoposte al passaggio di carichi pesanti concentrati (ad es. carrelli a ruote dure).

INTENSIVE COMMERCIAL
Common areas of shopping centres, hotel foyers, canteens, fast food restaurants, dance clubs, hospitals, schools, museums, places of worship, airports, stations with the exception of areas subject to heavy concentrated loads (e.g. trolleys with hard wheels).

slimtech 5plus
slimtech 6mm



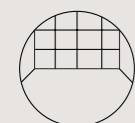
ESTERNI
A condizione che le superfici siano coperte (es. logge, balconi coperti, ecc.) e perfettamente impermeabilizzate. Si consiglia l'utilizzo di formati con lati non superiori a 120cm.

OUTDOOR
Upon condition that surfaces are sheltered (e.g. loggias, covered balconies, etc.) and made totally impervious. We recommend the use of sizes that have sides not exceeding 120cm.

slimtech 3plus
slimtech 5plus
slimtech 6mm

Situazioni applicative sia per interventi di nuova costruzione che di ristrutturazioni con posa in sovrapposizione a pavimenti preesistenti.

For new buildings and refurbishing, for installation on pre-existing floors.



Posa a parete / Wall installation

IN INTERNO / INTERIORS

Qualunque ambiente residenziale e commerciale.

Any residential and commercial environment.

slimtech 3plus
slimtech 5plus
slimtech 6mm

Situazioni applicative sia per interventi di nuova costruzione che di ristrutturazioni con posa in sovrapposizione a pavimenti preesistenti.

For new buildings and refurbishing, for installation on pre-existing floors.

IN ESTERNO / EXTERIORS

Qualunque ambiente residenziale e commerciale.

Any residential and commercial environment.

slimtech 3plus
slimtech 5plus
slimtech 6mm

La finitura LEV/TOUCH è consigliata, oltre che per rivestimenti, anche per pavimenti in ambienti residenziali o commerciale leggero non sottoposti ad elevate sollecitazioni, ove non siano richieste prestazioni antiscivolo. La presenza sporadica di piccole disuniformità o di puntini sulla superficie è da ritenersi come caratteristica del materiale e della particolare lavorazione. Qualora il prodotto sia posto a diretto contatto con l'esterno, si consiglia di utilizzare soluzioni protettive al fine di prevenire la formazione di graffi.

The LEV/TOUCH finishes are recommended, as well as for wall cladding, also for flooring in residential or light commercial areas that are not subjected to heavy traffic, where anti-slip characteristics are not required. The occasional presence of small inconsistencies or little spots on the surface is to be considered a characteristic of the material and of its unique production process. If the product is laid in direct contact with external environments, it is recommended to use protective solutions to reduce the formation of scratches.

Destinazioni speciali / Special uses



Facciate ventilate*
Ventilated facades

slimtech 3plus
slimtech 5plus
slimtech 6mm



Rivestimenti termici a cappotto
External wall thermal insulation system

slimtech 3plus
slimtech 5plus
slimtech 6mm



Rivestimenti vasche piscine
Bathtubs and swimming pool cladding

slimtech 3plus
slimtech 5plus
slimtech 6mm



Superfici da rivestire nel settore dell'arredamento
For furniture surfaces

slimtech 3plus
slimtech 5plus
slimtech 6mm

Destinazioni speciali/Special uses: in funzione delle specifiche del progetto, in abbinamento a sistemi costruttivi indicati da Panariagroup e approvati dalla Direzione Lavori/depending on project specifications and in combination with the construction systems recommended by Panariagroup and approved by the Installation Supervisor.

*Solo dopo l'applicazione della rete in fibra di vetro/only after the application of fiberglass mesh

Caratteristiche tecniche / Technical characteristics

Gres porcellanato laminato UGL
/Laminated porcelain stoneware UGL

Conforme/according to: ISO 13006-G (Gruppo/Group Bla UGL), EN 14411-G (Gruppo/Group Bla UGL), ANSI A137.3 (Unglazed back layered gauged porcelain slabs)

	Metodo di prova /Test method	Requisiti prescritti /Required values	Valori medi /Average values
Assorbimento d'acqua /Water absorption	ISO 10545-3 ASTM C373	≤ 0,5%	0,1%*
Resistenza a flessione /Modulus of rupture	ISO 10545-4 ASTM C1505	≥ 35 N/mm ² ≥ 6000 PSI	50 N/mm ² ≥ 6000 PSI
Resistenza all'abrasione profonda /Resistance to deep abrasion	ISO 10545-6 ASTM C1243	≤ 175 mm ³	Conforme/Compliant
Dilatazione termica lineare /Linear thermal expansion	ISO 10545-8 ASTM C372	Requisito non previsto/No provision	α ≤ 7x10 ⁻⁶ °C ⁻¹ α ≤ 4.4x10 ⁻⁶ °F ⁻¹ / α ≤ 8x10 ⁻⁶ °C ⁻¹
Resistenza alle macchie /Stain resistance	ISO 10545-14 ASTM C1378	Classe/Class 3 Min. Come indicato dal produttore /As indicated by manufacturer	5 Resistente / Resistant ≥ 3 (Lev / Touch) Class A Resistente/Resistant Class C (Lev / Touch)
Resistenza all'attacco chimico* /Chemical resistance**	ISO 10545-13 ASTM C650	Come indicato dal produttore /As indicated by manufacturer Come indicato dal produttore /As indicated by manufacturer	LA-HA Resistente/Resistant LB-HB (Lev / Touch) Class A Resistant Class C (Lev / Touch)
Resistenza al gelo /Frost resistance	ISO 10545-12 ASTM C1026	Nessuna alterazione/No alteration Come indicato dal produttore /As indicated by manufacturer	Resistente/Resistant Resistant
	DIN 51130	—	R9 Basaltina Stone Project - Gouache.10 Take Care - Delight (Nat) R10 Waterfall - Wood-sStock - Concreto
Resistenza allo scivolamento /Slip resistance	BCR-TORTUS	—	μ >0,40 Basaltina Stone Project - Gouache.10 Take Care - Delight (Nat) - Waterfall Wood-Stock - Concreto
	ANSI A326.3	—	DCOF ≥ 0.42 Basaltina Stone Project - Gouache.10 Take Care - Delight (Nat) - Waterfall Wood-Stock - Timeless Marble (Sat) Absolute (Sat) - Concreto
Reazione al fuoco /Fire reaction	EN 13823 EN 9239-1	CPR (UE) 305/2011, 2000/147/CE, UNI EN 13501-1	Classe/Class A2-s1,d0 (wall) 3plus- 5plus Classe/Class A1 (wall) 6mm Classe/Class A2-s1 (floor) 3plus - 5plus Classe/Class A1n (floor) 6mm
Flame spread	ASTM E84	—	Classe/Class A
Conducibilità termica /Thermal conductivity	EN 12524	—	λ = 1,3 W/m° K / 0.7 BTU/ft h° F
Stonalizzazione /Shade variation	ANSI A137.3	Come indicato dal produttore /As indicated by manufacturer	V1 Absolute - Lines and Waves - Naive V2 Gouache.10 - Re-evolution - Wood-stock V3 Basaltina Stone project - Mauk - Type 32 Waterfall - Timeless Marble - Take Care Concreto

V1 Aspetto uniforme /Uniform appearance

V2 Variazioni minime /Slight variation

V3 Variazioni moderate /Moderate variation

V4 Variazioni sostanziali /Substantial variation

Fuga minima consigliata: vedi Manuale Tecnico Slimtech/minimum suggested joint: refer to Slimtech Technical Manual.

* Valore medio riferito al solo materiale ceramico/Average value referred to ceramic material only (3plus - 5plus)

**Ad esclusione dell'acido fluoridrico e derivati/excluding hydrofluoric acid and its derivatives

Imballi / Packing

Delight

Articolo	Scatola					Pallet		
	cm	inch	pz.	mq	kg	scat.	mq	kg
Fondo	120x260	48"x102"	1	3,12	44,0	20	62,4	880,0
Fondo	120x120	48"x48"	2	2,88	40,6	25	72,0	1015,0
Fondo	60x120	24"x48"	3	2,16	30,3	16	34,6	484,8
Butterfly - Chain	120x260	48"x102"	1	3,12	44,0	20	62,4	880,0

Timeless Marble

Articolo	Scatola					Pallet		
	cm	inch	pz.	mq	kg	scat.	mq	kg
Fondo 5plus	100x300	39"x118"	1	3,00	34,5	13	39,0	448,5
Fondo 5plus	100x100	39"x39"	2	2,00	23,0	25	50,0	575,0
Fondo 5plus	50x150	19½"x59"	2	1,50	17,5	32	48,0	560,0
Decoro Filigrane	100x300	39"x118"	1	3,00	34,5	13	39,0	448,5

Waterfall

Articolo	Scatola					Pallet		
	cm	inch	pz.	mq	kg	scat.	mq	kg
Fondo 5plus	100x300	39"x118"	1	3,00	34,5	13	39,0	448,5
Fondo 5plus	100x100	39"x39"	2	2,00	23,0	25	50,0	575,0
Fondo 5plus	50x100	19½"x39"	3	1,50	17,3	32	48,0	552,0

Basaltina Stone Project

Articolo	Scatola					Pallet		
	cm	inch	pz.	mq	kg	scat.	mq	kg
Fondo 3plus	100x300	39"x118"	1	3,00	23,4	20	60,0	468,0
Fondo 3plus	100x100	39"x39"	3	3,00	24,1	25	75,0	602,5
Fondo 3plus	50x100	19½"x39"	5	2,50	20,0	32	80,0	640,0
Fondo 3plus	4,9x100	2"x39"	10	0,49	4,2	39	19,1	163,8
Mosaico Metal	50x100	19½"x39"	2	1,00	9,9	25	25,0	247,6
Mosaico Glitter	50x100	19½"x39"	2	1,00	8,8	25	25,0	220,8
Mosaico Striscia	25x50	10"x19½"	10	1,25	6,9	60	75,0	414,0
Mosaico Listello	25x50	10"x19½"	10	1,25	6,9	60	75,0	414,0
Mosaico Inox	25x25	10"x10"	10	0,63	4,6	60	37,5	276,0
Mosaico Satin	25x25	10"x10"	10	0,63	4,6	60	37,5	276,0
Mosaico Pearl	25x25	10"x10"	10	0,63	4,6	60	37,5	276,0
Mosaico Quadro	25x25	10"x10"	10	0,63	4,6	60	37,5	276,0
Mosaico Mattone	25x25	10"x10"	10	0,63	4,6	60	37,5	276,0

Concreto

Articolo	Scatola					Pallet		
	cm	inch	pz.	mq	kg	scat.	mq	kg
Fondo	120x260	48"x102"	1	3,12	44,0	20	62,4	880,0
Fondo	120x120	48"x48"	2	2,88	40,6	25	72,0	1015,0
Fondo	60x120	24"x48"	3	2,16	30,3	16	34,6	484,8
Decoro Drops Gold	120x260	48"x102"	1	3,12	44,0	20	62,4	880,0
Decoro Drops Gold	120x120	48"x48"	2	2,88	40,6	25	72,0	1015,0
Decoro Drops Gold	60x120	24"x48"	3	2,16	30,3	32	69,1	968,0

Take Care

Articolo	Scatola					Pallet		
	cm	inch	pz.	mq	kg	scat.	mq	kg
Fondo 5plus	100x300	118"x39"	1	3,00	34,5	13	39,0	448,5
Fondo 5plus	100x150	39"x59"	2	3,00	34,5	25	75,0	862,5
Fondo 5plus	100x100	39"x39"	2	2,00	23,0	25	50,0	575,0
Decoro Pad	100x300	118"x39"	1	3,00	34,5	13	39,0	448,5

Imballi / Packing

Absolute

Articolo	Scatola					Pallet		
	cm	inch	pz.	mq	kg	scat.	mq	kg
Fondo 5plus	100x300	39"x118"	1	3,00	34,5	13	39,0	448,5
Fondo 5plus	100x100	39"x39"	2	2,00	23,0	25	50,0	575,0

Re-evolution

Articolo	Scatola					Pallet		
	cm	inch	pz.	mq	kg	scat.	mq	kg
Fondo 3plus	100x300	39"x118"	1	3,00	23,4	20	60,0	468,0
Fondo 3plus	100x100	39"x39"	3	3,00	24,1	25	75,0	602,5
Fondo 3plus	50x100	19½"x39"	5	2,50	20,0	32	80,0	640,0
Fondo 3plus	4,9x100	2"x39"	10	0,49	4,2	39	19,1	163,8

Gouache.10

Articolo	Scatola					Pallet		
	cm	inch	pz.	mq	kg	scat.	mq	kg
Fondo 3plus	100x300	39"x118"	1	3,00	23,4	20	60,0	468,0
Fondo 3plus	100x100	39"x39"	3	3,00	24,1	25	75,0	602,5
Fondo 3plus	50x100	19½"x39"	5	2,50	20,0	32	80,0	640,0
Fondo 3plus	4,9x100	2"x39"	10	0,49	4,2	39	19,1	163,8
Decoro Libeccio	15,4x22,3	6¼"x8¾"	10	0,27	2,8	80	21,9	224,0

Wood-stock

Articolo	Scatola					Pallet		
	cm	inch	pz.	mq	kg	scat.	mq	kg
Fondo 5plus	33x300	13"x118"	1	0,99	12,5	39	38,6	487,0
Fondo 5plus	20x200	8"x79"	3	1,20	15,0	40	48,0	600,0
Fondo 5plus	20x150	8"x59"	3	0,90	11,3	60	54,0	675,0
Fondo 5plus	20x100	8"x39"	3	0,60	7,5	60	36,0	450,0

Type 32

Articolo	Scatola					Pallet		
	cm	inch	pz.	mq	kg	scat.	mq	kg
Fondo 5plus	20x200	8"x79"	3	1,20	15,0	40	48,0	600,0

Naive

Articolo	Scatola					Pallet		
	cm	inch	pz.	mq	kg	scat.	mq	kg
Fondo 5plus	100x300	39"x118"	1	3,00	34,5	13	39,0	448,5
Fondo 5plus	100x100	39"x39"	2	2,00	23,0	25	50,0	575,0

Lines and Waves

Articolo	Scatola					Pallet		
	cm	inch	pz.	mq	kg	scat.	mq	kg
Fondo 3plus	100x300	39"x118"	1	3,00	23,4	20	60,0	468,0

Imballi / Packing

Nest

Articolo		Scatola			Pallet				
		cm	inch	pz.	mq	kg	scat.	mq	kg
Esagono	L 50 (3,5mm)	100x86,6	39"x34½"	1	0,65	5,2	-	-	-
Esagono	L 25 (3,5mm)	50x43,2	19½"x17"	1	0,16	1,3	-	-	-
Esagono	L 6,2 (3,5mm)	12,5x10,8	5"x4¼"	1	0,01	0,1	-	-	-
Ett.+Tria.	L 50 (3,5mm)	100x86,6	39"x34½"	1	0,65	5,2	-	-	-
Ett.+Tria.	L 25 (3,5mm)	50x43,2	19½"x17"	1	0,16	1,3	-	-	-
Ett.+Tria.	L 6,2 (3,5mm)	12,5x10,8	5"x4¼"	1	0,01	0,1	-	-	-
Esagono	L 50 (5,5mm)	100x86,6	39"x34½"	1	0,65	8,3	-	-	-
Esagono	L 25 (5,5mm)	50x43,2	19½"x17"	1	0,16	2,1	-	-	-
Esagono	L 6,2 (5,5mm)	12,5x10,8	5"x4¼"	1	0,01	0,1	-	-	-
Ett.+Tria.	L 50 (5,5mm)	100x86,6	39"x34½"	1	0,65	8,3	-	-	-
Ett.+Tria.	L 25 (5,5mm)	50x43,2	19½"x17"	1	0,16	2,1	-	-	-
Ett.+Tria.	L 6,2 (5,5mm)	12,5x10,8	5"x4¼"	1	0,01	0,1	-	-	-

Mauk

Articolo		Scatola			Pallet				
		cm	inch	pz.	mq	kg	scat.	mq	kg
Cuadra 3plus		57,6	22½"	6	1,73	15,5	5	8,6	77,5
Esa 3plus		38,3	15½"	12	0,77	6,4	20	15,4	127,0
Spina 3plus		25,8x13,5x8,7	10½"x5½"x3½"	15	0,18	1,5	80	14,8	120,0

Caratteristiche prodotto: Lealab - Type 32 - Pad Product characteristics: Lealab - Type 32 - Pad

inchiostri inks	base acqua water-based
protettivi protective layers	base acqua water-based
resistenza dei colori alla luce DIN 51094 resistance of colours to light DIN 51094	superficie inalterata surface unaltered
resistenza attacco chimico ISO 10545-13 chemical resistance ISO 10545-13	LA - HA resistente / resistant
resistenza alle macchie stain resistance	resistente al contatto con alimenti e bevande resistant to contact with food and drink
pulizie quotidiane daily cleaning	utilizzare solo detersivi neutri, non utilizzare spugne o paste abrasive use only neutral detergents, do not use abrasive sponges or paste
resistenza superficiale surface strength	per preservare l'unicità della superficie evitare il contatto con elementi graffianti to preserve the integrity of the surface avoid contact with abrasive materials
taglio cut	per garantire l'impermeabilità della superficie, in caso di necessità di tagliare la singola lastra stuccare il bordo tagliato utilizzando prodotti epossidici * in order to guarantee the impermeability of the surface, if it becomes necessary to cut the individual slab the cut edge must be plastered with an epoxy product
stucco grout	il prodotto si può stuccare sia con prodotti epossidici che con prodotti cementizi; * in caso di utilizzo con stucchi epossidici proteggere la superficie con nastro adesivo per mascheratura the product can be grouted using both epoxy and cement products; if epoxy grouts are used, protect the surface with masking tape

Spessori / Thicknesses

Basaltina Stone Project	3,5mm	Timeless Marble	5,5mm	Delight	6mm
Re-evolution	3,5mm	Waterfall	5,5mm	Concreto	6mm
Gouache.10	3,5mm	Take Care	5,5mm		
Lines and Waves	3,5mm	Absolute	5,5mm		
Mauk	3,5mm	Wood-Stock	5,5mm		
		Type 32	5,5mm		
		Naive	5,5mm		

Panariagroup. Nel tempo e nel mondo, l'eccellenza ceramica.

Throughout time
and around the world,
ceramic excellence.

Eccellere, nel mondo della ceramica di alta qualità, significa saper generare sempre prodotti a elevata componente tecnologica e impreziosirli con la massima attenzione estetica, con la cura di ogni dettaglio. Per soddisfare al meglio i gusti della fascia più elevata ed esigente del mercato, **Panariagroup** adotta da sempre la formula dell'eccellenza, unendo storica sapienza artigianale e attitudine all'avanguardia tecnologica. Con un impegno fondamentale ad agire e operare sempre con responsabilità.

Con oltre **40 anni** di esperienza, Panariagroup è oggi una realtà internazionale con un cuore fortemente italiano, presente con **9 brand** in oltre **130 paesi** nel mondo grazie a una vasta e capillare rete commerciale.

To excel in the world of high quality ceramics means knowing how to continuously create highly technological products and how to enhance them through the utmost attention to aesthetics and detail.

Panariagroup has always adhered to the highest standards of excellence, combining its history of skilful artisan craftsmanship with cutting edge technology. This approach is intrinsically linked to a fundamental commitment to always act and operate responsibly.

With over **40 years** of experience, Panariagroup is an international company with a strong Italian soul and an extensive sales network with **9 brands** in over **130 countries** all over the world.



LEA

COTTOD'ESTE
NUOVE SUPERFICI

FIORDO

Blustyle
BY COTTOD'ESTE

MARGRES
CERAMIC TILES

LOVE
CERAMIC TILES

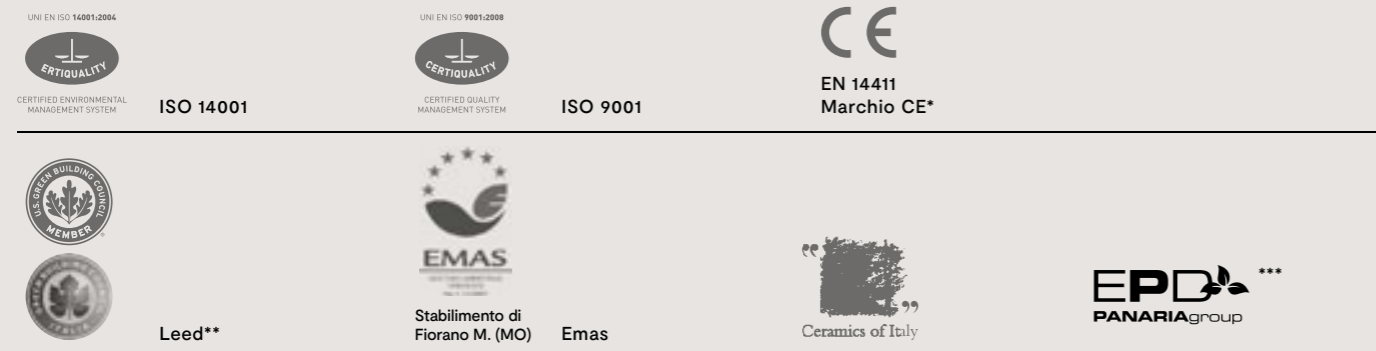
floridatile

Bellissimo
TILE ITALIANO

PANARIAgroup®
www.panariagroup.it

 **SASSUOLO**
PARTNER UFFICIALE

Certificazioni / Certifications



*MARCHIO CE Le DOP sono disponibili sul sito internet/DOP are available on the website www.ceramichelea.it
**LEED Le Ceramiche, è membro di GBC Italia, organizzazione che promuove sul territorio italiano la realizzazione di edifici nel rispetto dell'ambiente, della salute e del benessere delle persone che ci vivono e lavorano./Lea Ceramiche is a member of the U.S. Green Building Council: this is an organization that promotes buildings that are environmentally responsible, profitable and healthy places to live and work.
***EPD I prodotti Lea Ceramiche possiedono Dichiarazione Ambientale di Prodotto (EPD) specifica di tipo III, certificata da ente terzo indipendente secondo le normative ISO EN 14025 e EN 15804. Disponibile su richiesta.
Lea Ceramiche products have a type III specific Environmental Product Declaration (EPD). This is certified by an independent third party according to ISO EN 14025 and EN 15804 standards. Available on request.

Colophon / Company info

LEA CERAMICHE
Via Cameazzo, 21
41042 Fiorano Modenese
Modena Italy

T +39 0536 837811
E info@ceramichelea.it
www.ceramichelea.com

Panariagroup
Industrie Ceramiche S.p.A.

Panariagroup
Marketing &
Communications

MILANO
Showroom Lea Ceramiche
Via Durini, 3
20122 Milano
T +39 02 76011406
E showroom_milano@ceramichelea.it

PARIGI
Lab Lea Ceramiche
Rue Therese, 20 -
Rue des Moulins, 1
1 ere Arrondissement
(Métro Pyramides)
75001 Paris
T +33 648116844

USA
Lea North America, LLC
800 Clanton Road, Suite N
Charlotte, NC 28217
T +1 704 522 6300
E info@leausa.us
www.leausa.us

