

CATALOGO

● GENERALE

CE.SI.

CATALOGO GENERALE 2020



CE.SI.

In ogni attività creativa, colui che crea
si fonde con la propria materia, che
rappresenta il mondo che lo circonda.
Sia che il contadino coltivi il grano o il
pittore dipinga un quadro, in ogni tipo di
lavoro creativo l'artefice e il suo oggetto
diventano un'unica cosa: l'uomo si unisce
col mondo nel processo di creazione.

In every creative activity, creator melds in his own matter, which depicts his surrounding world.

Both the farmer, who grows the wheat and the painter, who paints a picture, in any creative work the maker and his object become a unique entity.

The human being connects himself with the world during the creation process.

 Erich Fromm

psicoanalista e sociologo

INDEX

04 — L'AZIENDA

06 — DNA A COLORI

08 — MIX AND MATCH

14 — LA COLLEZIONE

16 — CERCHIO CROMATICO

88 — FULL BODY

GRES PORCELLANATO TUTTA MASSA

90 — I Tecnici

98 — Esagono 5x5

104 — Art Déco

104 Ottagono 10x10

110 Cubo

114 Stella

118 — Bordure

120 — Epoque

18 — GRES
PORCELLANATO
SMALTATO

I COLORI

20 — I Classici

22 Nuances

24 Ambienti

36 Formati

48 — Metro

64 — Mosaici

64 Hellas

66 Lirica

68 Atlantica

70 Le Fantasie

84 — Transfer

128 — 6x25

130 — Cosmo

..... Strutturato Lucido

..... Strutturato Full Body

136 — Matt_Lucido

140 — Referenze

REFERENCES

148 — Dati tecnici

TECHNICAL DATA

l'azienda

Da oltre 50 anni, CE.SI. inventa, progetta e realizza ceramiche di altissima qualità, apprezzate in tutto il mondo e capaci di soddisfare anche il cliente più esigente.


La continua ricerca sul colore, l'attenzione all'utilizzo di materie prime selezionate, fanno di CE.SI. un leader riconosciuto a livello internazionale, nella produzione di piastrelle in gres porcellanato per pavimenti e rivestimenti. La varietà di formati colori e finiture disponibili, offre ai progettisti la possibilità di creare infinite combinazioni e soluzioni d'effetto.

Since more than 50 years CE.SI. is inventing, planning and realizing high quality ceramic tiles, known worldwide and able to satisfy also the most demanding client. The continuous colour research, the use of selected raw materials, make CE.SI. an international known leader in porcelain stoneware production both for wall and floor. The wide variety of sizes, colours and finishing offers endless combinations and interesting solutions.

1962



our
Company



DNA

a colori

La ricerca sul **colore**, portata avanti con coerenza e professionalità, si concretizza in una nuova gamma di prodotti da pavimento e rivestimento che costituiscono un progetto organico fatto di nuovi colori, superfici e formati tra loro compatibili.

Research into **colour**, carried forth consistently and professionally, takes shape in a new range of wall and floor products that form a systematic project made of new colours, surfaces and sizes all modular with each other.



estro



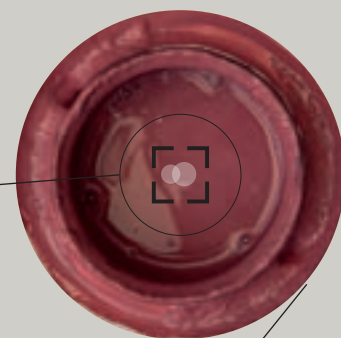
1930

I nostri prodotti offrono una superficie compatta e resistente, dai colori più brillanti e saturi: le materie prime selezionate che formano il supporto, garantiscono la totale assenza di impurità e una migliore distribuzione del colore. Il colore è per eccellenza la parte dell'arte che possiede un dono magico.

Mentre il soggetto, la forma, la linea si rivolgono prima di tutto al pensiero, il colore non ha nessun significato per l'intelligenza, ma ha tutti i poteri sulla sensibilità, provoca delle sensazioni. Il mondo è disegnato dalla luce e plasmato dal colore. Il colore muove, esprime, sussurra, diverte. Il colore si intreccia con fantasia generando trame di materia e di racconti.

Our products offer a compact, hardwearing surface with the brightest and fullest colours. The selected raw materials ensure a total absence of impurities and a better distribution of colour.

The colour is part of the excellence that has a magical gift. While the subject, form, line turn first of all in thought, the color has no meaning for the intelligence but all powers on sensitivity, causing sensations. The world is drawn by the light and defined by colour. Colour moves, expresses, whispers, amuses. Colour confuses with fantasy, creating new material and tales.



Mix *and* Match



La collezione CE.SI. è caratterizzata da un'ampia gamma di superfici: matt, lucidi, antislip, che possono essere abbinati tra loro, grazie alla fedeltà cromatica che le caratterizza, per generare proposte dall'alto valore estetico-progettuale.

The collection CE.SI. is composed by a wide range of surfaces: matt - glossy - antislip which, thanks to high chromatic precision, can be perfectly matched together, creating proposals of a high aesthetic and design value.



20x20 8"x8" MATT



MALVA


LUCIDO



NAVONA

Mix *and* Match



I Classici  COLLECTION

Freedom
design

progettuale
Libertà



La collezione I COLORI CE.SI. è formata da diversi formati e pezzi speciali perfettamente modulari tra loro per consentire un'infinita varietà di soluzioni di posa.

The perfect modularity of sizes and special trims allows an endless variety of laying solutions.



6x25
2,36"x9,84"



POLVERE



PIOGGIA



TORTORA





10x10 4"x4"



KIWI
MATT



CROMO
MATT



BIANCO
MATT



10x10 4"x4"



LIME
LUCIDO



ARENARIA
LUCIDO

La collezione

MATT

	bianco	quarzo	perla	antracite	fumo	torba	nero	cotone	canapa	lino	tortora	moka	t. di moro	banana	cedro	vanadio	romo	corallo	vermiglio	rubino
PEI	4	4	3	2	2	3	2	4	4	4	2	2	2	4	3	3	2	2	2	2
2,5x2,5 rete	□	■	■	■	■	■	■	■	■	■	■	■	■	■	■	■	■	■	■	■
5x5 rete	□	■	■	■	■	■	■	■	■	■	■	■	■	■	■	■	■	■	■	■
3x10 rete	□	■					■	■												
5x5 - 5x20	□	■	■	■	■	■	■	■	■	■	■	■	■	■	■	■	■	■	■	■
6x25	□	■	■			■	■	■	■		■	■				■	■		■	■
10x10 - 20x20	□	■	■	■	■	■	■	■	■	■	■	■	■	■	■	■	■	■	■	■
10x30 - 10x60 - 20x60	□	■	■	■			■	■	■		■	■				■	■		■	■
15x15 - 10x20 - 30x30	□	■	■				■	■											■	■
20x20 ottagon	□	■				■	■	■												

LUCIDI

	talco	salgemma	piombo	pirite	lava	navona	alabastro	argilla	zircono	zolfo	arenaria	granato
PEI	4	4	3	3	2	4	4	3	3	3	3	2
2,5x2,5 rete	□	■	■	■	■	■	■	■	■	■	■	■
3x10 rete	□	■			■	■						■
5x5 rete	□	■	■	■	■	■	■	■	■	■	■	■
5x5	□	■	■	■	■	■	■	■	■	■	■	■
6x25	□				■	■			■	■	■	■
10x10 - 20x20	□	■	■	■	■	■	■	■	■	■	■	■
10x30 - 10x60 - 20x60	□	■			■	■			■	■	■	■
15x15 - 10x20 - 30x30	□				■							■
20x20 ottagon	□											

ANTISLIP

R10 A+B

	lecco	onno	bindo
PEI	4	4	3
2,5x2,5 rete	□	■	■
5x5 rete	□	■	■
10x10 - 20x20	□	■	■

FULL BODY

R10 A+B

	fluoro	alluminio	nickel	carbonio	sodio	argon	xeno	bromo	gallo	iodio	gres
2,5x2,5 rete	□	■	■	■	■		■	■			■
5x5 rete esagono	□	■	■	■	■		■	■			■
5x5 rete	□	■	■	■	■	■	■	■	■	■	■
6x25			■	■	■	■	■	■	■		■
10x10	□	■	■	■	■	■	■	■	■	■	■
20x20	□	■	■	■	■	■	■	■		■	■
10x10 ottagon	□	■	■	■	■		■	■			■

COSMO

LUCIDO

	marie	giove	venere
PEI	4	2	4
6x25 strutturato	□	■	■

COSMO

FULL BODY

R10 A+B

	ariel	tebe	luna	giano
6x25 strutturato	■	■	■	■



MATT

4	2	2	2	2	2	3	3	3	2	4	3	4	3	4	3	3	PEI			
																				2,5x2,5 rete
																				5x5 rete
																				3x10 rete
																				5x5 - 5x20
																				6x25
																				10x10 - 20x20
																				10x30 - 10x60 - 20x60
																				15x15 - 10x20 - 30x30
																				20x20 ottagonò



LUCIDI

	2	2	2	4	4	3	3	3	3	PEI
										2,5x2,5 rete
										3x10 rete
										5x5 rete
										5x5
										6x25
										10x10 - 20x20
										10x30 - 10x60 - 20x60
										15x15 - 10x20 - 30x30
										20x20 ottagonò

ANTISLIP

R10 A+B

										PEI
										2,5x2,5 rete
										5x5 rete
										10x10 - 20x20



FULL BODY

R10 A+B

										2,5x2,5 rete
										5x5 rete esagonò
										5x5 rete
										6x25
										10x10
										20x20
										10x10 ottagonò

COSMO

LUCIDO

										PEI
										6x25 strutturato

COSMO

FULL BODY

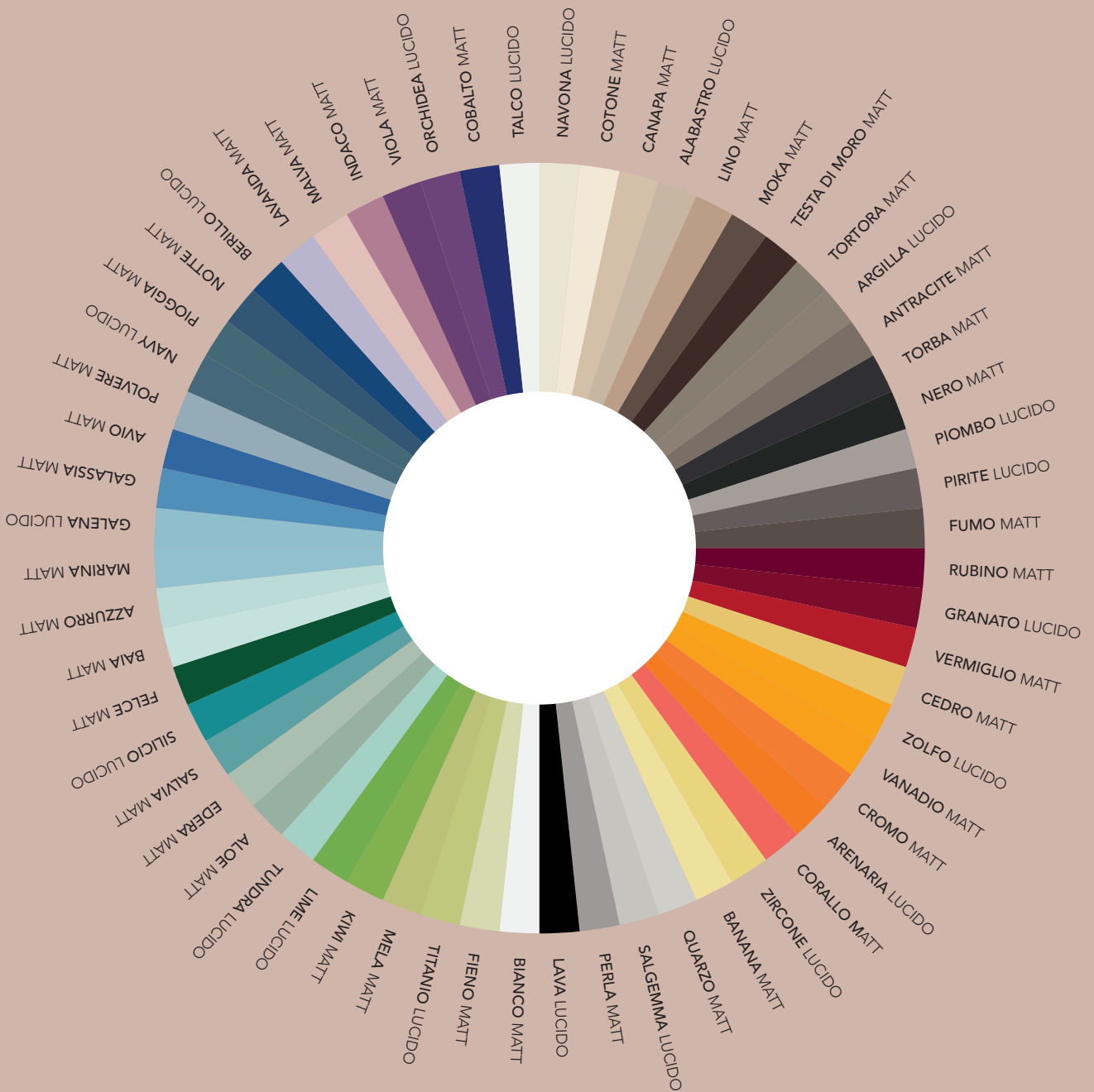
R10 A+B

										6x25 strutturato
--	--	--	--	--	--	--	--	--	--	------------------



GLAZED PORCELAIN STONEWARE

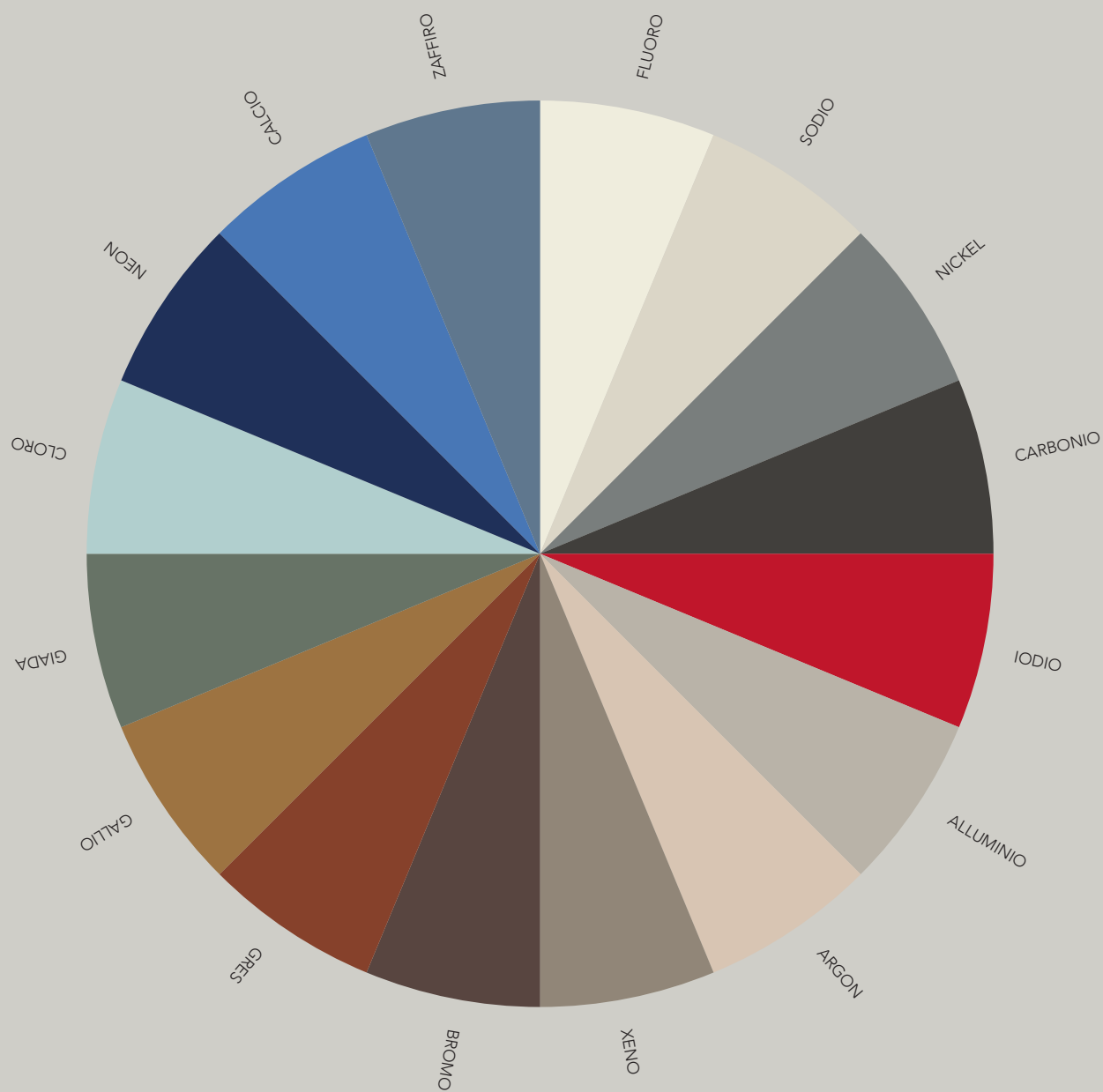
GRES PORCELLANATO SMALTATO





FULL BODY R10 A+B

UNGLAZED PORCELAIN STONEWARE





GRES PORCELLANATO SMALTATO

GLAZED PORCELAIN STONEWARE



I nostri **63** colori permettono eleganti abbinamenti; le superfici matt, lucide e antiscivolo, giocano con la luce, creando ambientazioni inedite ed originali.

Our **63** colours permit tasteful combinations. Their matt, gloss and antislip surfaces play with the light, creating original settings.



20

22

24

36

48

64

64

66

68

70

84

I Classici

Nuances

Ambienti

Formati

Metro

Mosaici

Atlantica

Lirica

Hellas

Le Fantasia

Transfer

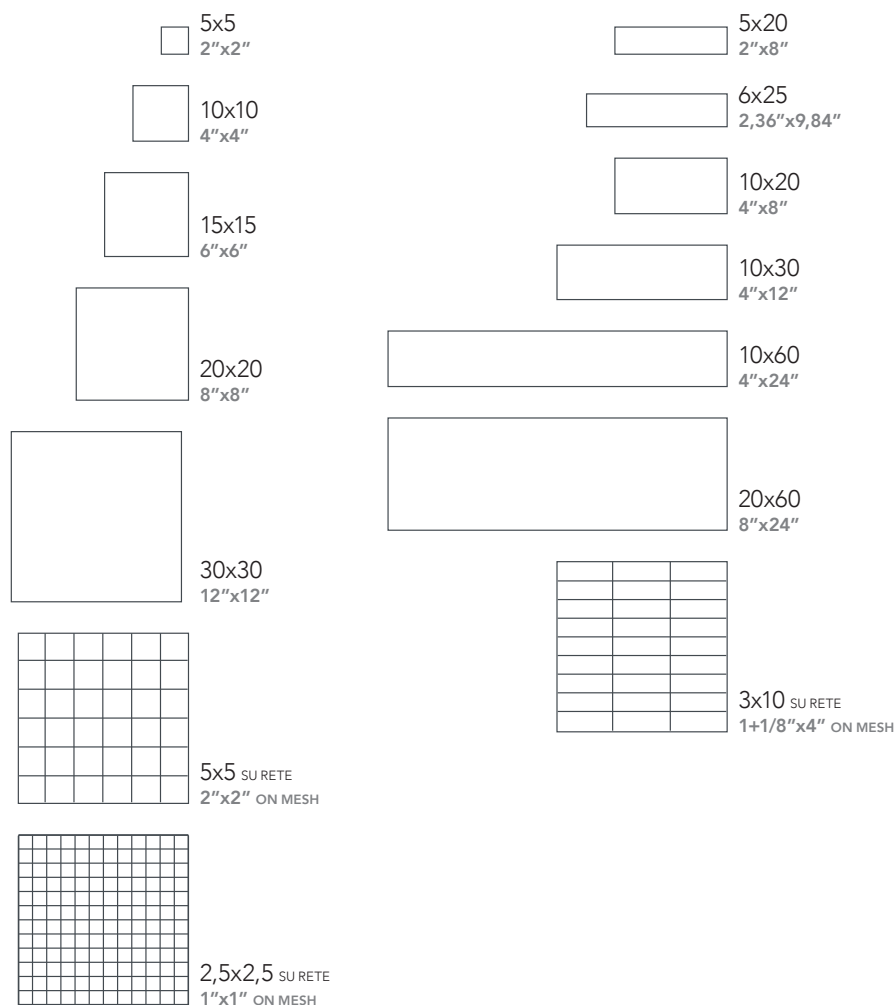


GRES PORCELLANATO SMALTATO GLAZED PORCELAIN STONEWARE

I Classici

COLLECTION

LUCIDI . MATT . ANTISLIP



 = A PAVIMENTO
LAID ON FLOOR


 = A RIVESTIMENTO
LAID ON WALL

 = TINTE CORRELATE
LINKED COLOURS



Nuances





Matt



20x60 8"x24" . MATT



VANADIO

L'intensa e vivace gamma cromatica delle piastrelle armonizza sapientemente design ed eleganza. Proposte di posa, creative ed originali, in cui colori di tendenza e piacevoli giochi di luce delle diverse superfici di pavimenti e rivestimenti caratterizzano sia spazi pubblici che ambienti residenziali unici.

The rich and vivid chromatic tile range skilfully harmonizes design and grace.

Artistic and original laying proposals typify public spaces and residential locations with trend colours and plays of light and surfaces.



20x20 8"x8" . 10x10 4"x4" . MATT



COBALTO NOTTE AVIO POLVERE FELCE KIWI BANANA VANADIO CROMO VERMIGLIO VIOLA LAVANDA MALVA INDACO BIANCO

I Classici _____ COLLECTION

Lucidi



10x10 4"x4" . MATT



POLVERE



10x10 4"x4"



NAVY
LUCIDO



POLVERE
MATT

Antislip



5x5 2"x2" . ANTISLIP



BINDO



10x30 4"x12". MATT



CROMO



MELA



VIOLA

Proposte di posa

Laying
suggestions



20x60 8"x24"



BIANCO
MATT

10x60 4"x24". 20x60 8"x24"



TORTORA
MATT



ANTRACITE
MATT



POLVERE
MATT



BIANCO
MATT



TALCO
LUCIDO

2,5x2,5 1"x1"



TORTORA
MATT

Diverse combinazioni di posa, dalle più originali alle più classiche, sono corredate dall'indicazione dei formati e dalla gamma colore scelti.
Ogni progetto è unico e personalizzabile: formati e colori possono essere mescolati in piena libertà

Different laying proposals, from the most original to the most classic, are supplied with informations about selected sizes and colours.
Every project is unique: sizes and colours can be freely mixed.



20x20 8"x8" . MATT



FIENO



BIANCO

10x10 4"x4" . MATT



KIWI



BIANCO



20x20 8"x8" . MATT



TALCO

5x20 2"x8" . MATT



RUBINO



NOTTE



TORBA





6x25 2,36"x9,84" - MATT



COBALTO

POLVERE

BIANCO

QUARZO

PERLA



7,5x15 3"x6" . LUCIDO



PIOMBO

PIRITE



10x30 4"x12" . LUCIDO



NAVONA

10x10 4"x4" . LUCIDO



NAVONA

10x10 4"x4" . MATT



INDACO



ALOE



MOKA



MALVA

5x20 2"x8" . MATT



MALVA



ALOE



MOKA



INDACO



10x10 4"x4" . MATT



TORTORA



PIOGGIA



BIANCO

10x30 4"x12" . MATT



PERLA



6x25 2,36"x9,84" . LUCIDO - MATT



NAVONA



EDERA



ALOE



20x20 8"x8" . LUCIDO - MATT



TALCO



SILICIO



ORCHIDEA



ARENARIA



RUBINO

Formati



FORMATO	DIMENSIONI (mm)	SPESSORE (mm)	kg / mq	mq / box	pcs / box	box / pallet	mq / pallet
5x5	48x48	5,5	11	-	-	-	-
5x20 *	48x200	6,5	14	-	-	-	-
6x25	61x250	6,5	14	1,00	66	60	60
10x10	98,5x98,5	6,5	14	1,00	100	96	96
10x20	98,5x200	6,5	14	1,40	70	76	106,40
10x30	98,5x300	8	17	1,02	34	60	61,20
10x60 **	98,5x600	8	17	1,00	16	48	48
15x15	148,5x148,5	6,5	14	1,00	44	85	85
20x20	200x200	6,5	14	1,40	35	76	106,40
20x60	200x600	8	17	1,00	8	48	48
30x30	300x300	8	17	1,26	14	46	57,96
2,5x2,5 su rete	300x300 Foglio	5,5	11	1,00	11 fogli	40	40
5x5 su rete	300x300 Foglio	5,5	11	1,00	11 fogli	40	40
3x10 su rete	300x300 Foglio	5,5	11	1,00	11 fogli	40	40

MATT

BIANCO




20x60	15x15
10x60	20x20
10x30	10x10
30x30	5x20
10x20	6x25
5x5	
5x5	
2,5x2,5	
3x10	

QUARZO




20x60	15x15
10x60	20x20
10x30	10x10
30x30	5x20
10x20	6x25
5x5	
5x5	
2,5x2,5	
3x10	

PERLA




20x60	15x15
10x60	20x20
10x30	10x10
30x30	5x20
10x20	6x25
5x5	
5x5	
2,5x2,5	

ANTRACITE




20x60	-
10x60	20x20
10x30	10x10
-	5x5
5x20	-
5x5	
5x5	
2,5x2,5	

FUMO




-	-
-	20x20
-	10x10
-	5x20
-	-
5x5	
5x5	
2,5x2,5	

TORBA



-	-
-	20x20
-	10x10
-	5x20
-	6x25
5x5	
5x5	
2,5x2,5	

NERO



20x60	15x15
10x60	20x20
10x30	10x10
30x30	5x20
10x20	6x25
5x5	
5x5	
2,5x2,5	
3x10	


LUCIDI

TALCO




20x60	15x15
10x60	20x20
10x30	10x10
30x30	-
10x20	6x25
5x5	
5x5	
2,5x2,5	
3x10	

SALGEMMA




20x60	-
10x60	20x20
10x30	10x10
-	-
-	-
5x5	
5x5	
2,5x2,5	
3x10	

PIOMBO




-	-
-	20x20
-	10x10
-	-
-	-
5x5	
5x5	
2,5x2,5	

PIRITE



-	-
-	20x20
-	10x10
-	-
-	-
5x5	
5x5	
2,5x2,5	

LAVA



20x60	-
10x60	20x20
10x30	10x10
-	-
-	6x25
5x5	
5x5	
2,5x2,5	
3x10	

ANTISLIP R10 A+B

LECCO




20x20	
10x10	
5x5	
2,5x2,5	

ONNO




20x20	
10x10	
5x5	
2,5x2,5	

BINDO




20x20	
10x10	
5x5	
2,5x2,5	


MOSAICO

LIRICA
NERUDA


2,5x2,5

HELLAS
DILOS


2,5x2,5

LIRICA
CALVINO


2,5x2,5

ATLANTICA
LOFOTEN

2,5x2,5

ATLANTICA
TERCEIRA

2,5x2,5 Antislip

LIRICA
POE

2,5x2,5

I Classici COLLECTION


MATT

COTONE




20x60	15x15
10x60	20x20
10x30	10x10
30x30	5x20
10x20	6x25
5x5	
5x5	
2,5x2,5	
3x10	

CANAPA




20x60	-
10x60	20x20
10x30	10x10
-	5x20
-	6x25
5x5	
5x5	
2,5x2,5	

LINO




-	-
-	20x20
-	10x10
-	5x20
-	-
5x5	
5x5	
2,5x2,5	

TORTORA




20x60	-
10x60	20x20
10x30	10x10
-	5x20
-	6x25
5x5	
5x5	
2,5x2,5	

MOKA



-	-
-	20x20
-	10x10
-	5x20
-	6x25
5x5	
5x5	
2,5x2,5	

TESTA DI MORO



-	-
-	20x20
-	10x10
-	5x20
-	-
5x5	
5x5	
2,5x2,5	


LUCIDI

NAVONA




20x60	-
10x60	20x20
10x30	10x10
-	-
-	6x25
5x5	
5x5	
2,5x2,5	
3x10	

ALABASTRO



-	-
-	20x20
-	10x10
-	-
-	-
5x5	
5x5	
2,5x2,5	

ARGILLA



-	-
-	20x20
-	10x10
-	-
-	-
5x5	
5x5	
2,5x2,5	

ATLANTICA SVALBARD



2,5x2,5

ATLANTICA FLORES




2,5x2,5 Antislip

HELLAS CRETA



2,5x2,5

LIRICA LORCA



2,5x2,5


MATT

BANANA




-	-
-	20x20
-	10x10
-	5x20
-	-
5x5	-
5x5	-
2,5x2,5	-

CEDRO




-	-
-	20x20
-	10x10
-	5x20
-	-
5x5	-
5x5	-
2,5x2,5	-

VANADIO




20x60	-
10x60	20x20
10x30	10x10
-	5x20
-	6x25
5x5	-
5x5	-
2,5x2,5	-

CROMO




20x60	-
10x60	20x20
10x30	10x10
-	5x20
-	6x25
5x5	-
5x5	-
2,5x2,5	-

CORALLO




-	-
-	20x20
-	10x10
-	5x20
-	-
5x5	-
5x5	-
2,5x2,5	-

VERMIGLIO



20x60	-
10x60	20x20
10x30	10x10
-	5x20
-	6x25
5x5	-
5x5	-
2,5x2,5	-

RUBINO



-	-
-	20x20
-	10x10
-	5x20
-	-
5x5	-
5x5	-
2,5x2,5	-


LUCIDI

ZIRCONE




-	-
-	20x20
-	10x10
-	-
-	-
5x5	-
5x5	-
2,5x2,5	-

ZOLFO




-	-
-	20x20
-	10x10
-	-
-	-
5x5	-
5x5	-
2,5x2,5	-

ARENARIA




-	-
-	20x20
-	10x10
-	-
-	-
5x5	-
5x5	-
2,5x2,5	-

GRANATO




-	-
-	20x20
-	10x10
-	-
-	-
5x5	-
5x5	-
2,5x2,5	-


MOSAICO

HELLAS
KOS

2,5x2,5

HELLAS
NAXOS


2,5x2,5

HELLAS
MYKONOS

2,5x2,5


MATT

MALVA




-	-
-	20x20
-	10x10
-	5x20
-	-
5x5	-
5x5	-
2,5x2,5	-

LAVANDA




-	-
-	20x20
-	10x10
-	5x20
-	-
5x5	-
5x5	-
2,5x2,5	-

INDACO



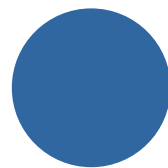
-	-
-	20x20
-	10x10
-	5x20
-	-
5x5	-
5x5	-
2,5x2,5	-

VIOLA




20x60	-
10x60	20x20
10x30	10x10
-	5x20
-	-
5x5	-
5x5	-
2,5x2,5	-

AVIO



-	-
-	20x20
-	10x10
-	5x20
-	-
5x5	-
5x5	-
2,5x2,5	-


COBALTO



20x60	-
10x60	20x20
10x30	10x10
-	5x20
-	6x25
5x5	-
5x5	-
2,5x2,5	-

LUCIDI

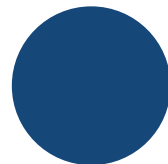
ORCHIDEA



-	-
-	20x20
-	10x10
-	-
-	-
5x5	-
5x5	-
2,5x2,5	-


LUCIDO

BERILLO




-	-
-	20x20
-	10x10
-	-
-	-
5x5	-
5x5	-
2,5x2,5	-

LIRICA
MONTALE



2,5x2,5


HELLAS
CORFÙ



2,5x2,5


MATT

AZZURRO




-	-
-	20x20
-	10x10
-	5x20
-	-
5x5	-
5x5	-
2,5x2,5	-

MARINA




-	-
-	20x20
-	10x10
-	5x20
-	-
5x5	-
5x5	-
2,5x2,5	-

GALASSIA




-	-
-	20x20
-	10x10
-	5x20
-	-
5x5	-
5x5	-
2,5x2,5	-

POLVERE




20x60	-
10x60	20x20
10x30	10x10
-	5x20
-	6x25
5x5	-
5x5	-
2,5x2,5	-

PIOGGIA



-	-
-	20x20
-	10x10
-	5x20
-	6x25
5x5	-
5x5	-
2,5x2,5	-


NOTTE



-	-
-	20x20
-	10x10
-	5x20
-	-
5x5	-
5x5	-
2,5x2,5	-


LUCIDI

GALENA




-	-
-	20x20
-	10x10
-	-
-	-
5x5	-
5x5	-
2,5x2,5	-


NAVY




-	-
-	20x20
-	10x10
-	-
-	-
5x5	-
5x5	-
2,5x2,5	-

ATLANTICA
PICO

2,5x2,5 Antislip

ATLANTICA
SHETLAND

2,5x2,5

LIRICA
SABA

2,5x2,5

I Classici COLLECTION


MATT

BAIA




-	-
-	20x20
-	10x10
-	5x20
-	-
5x5	-
5x5	-
2,5x2,5	-

SALVIA




-	-
-	20x20
-	10x10
-	5x20
-	6x25
5x5	-
5x5	-
2,5x2,5	-

EDERA




20x60	-
10x60	20x20
10x30	10x10
-	5x20
-	6x25
5x5	-
5x5	-
2,5x2,5	-

ALOE



-	-
-	20x20
-	10x10
-	5x20
-	6x25
5x5	-
5x5	-
2,5x2,5	-

FELCE



-	-
-	20x20
-	10x10
-	5x20
-	-
5x5	-
5x5	-
2,5x2,5	-

LUCIDI

TUNDRA




-	-
-	20x20
-	10x10
-	-
-	-
5x5	-
5x5	-
2,5x2,5	-

SILICIO




-	-
-	20x20
-	10x10
-	-
-	-
5x5	-
5x5	-
2,5x2,5	-

**HELLAS
SIROS**



2,5x2,5


**LIRICA
HUGO**





2,5x2,5


MATT



FIENO




-	-
-	20x20
-	10x10
-	5x20
-	-
5x5	-
 5x5	-
 2,5x2,5	-



MELA



20x60	-
10x60	20x20
10x30	10x10
-	5x20
-	6x25
5x5	-
 5x5	-
 2,5x2,5	-


KIWI





-	-
-	20x20
-	10x10
-	5x20
-	6x25
5x5	-
 5x5	-
 2,5x2,5	-

LUCIDI



TITANIO




-	-
-	20x20
-	10x10
-	-
-	-
5x5	-
 5x5	-
 2,5x2,5	-


LIME



-	-
-	20x20
-	10x10
-	-
-	-
5x5	-
 5x5	-
 2,5x2,5	-

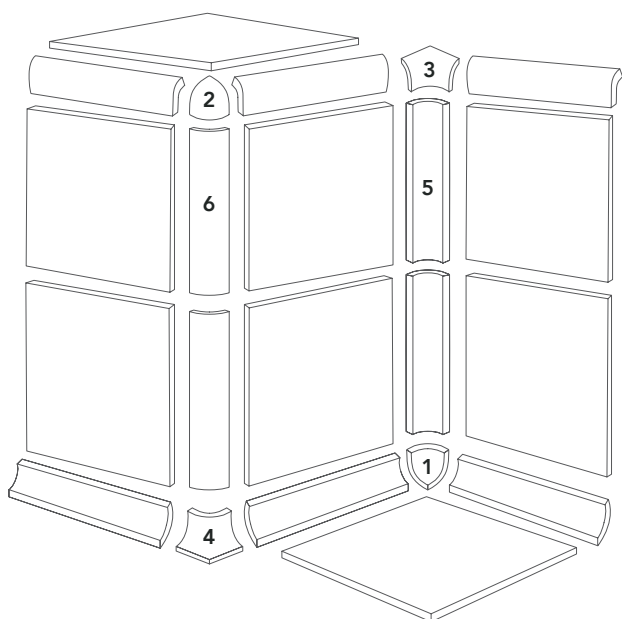
HELLAS
ANDROS

2,5x2,5

LIRICA
PAVESE

2,5x2,5

Pezzi speciali



1 CONCHIGLIA INTERNA
INTERNAL ACORN
2,5x2,5 . 1"x1"



2 CONCHIGLIA ESTERNA
EXTERNAL ACORN
2,5x2,5 . 1"x1"



3 PIEDOCA INTERNA
INTERNAL ELEPHANT'S FOOT
2,5x2,5 . 1"x1"



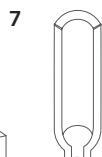
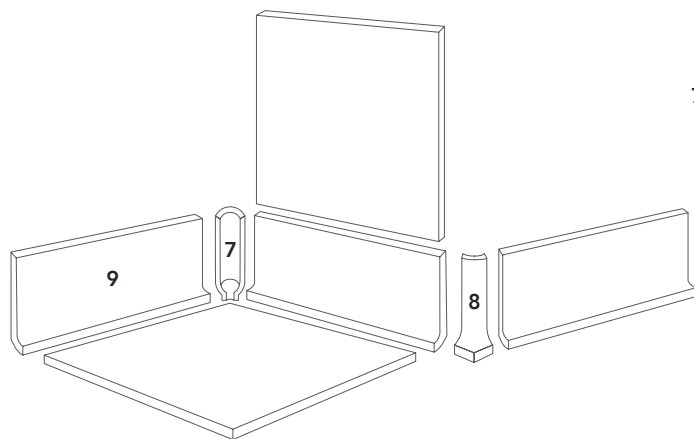
4 PIEDOCA ESTERNA
EXTERNAL ELEPHANT'S FOOT
2,5x2,5 . 1"x1"



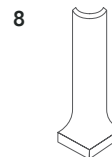
5 CANALETTA INTERNA
INTERNAL COVE
2,5x20 . 1"x8"



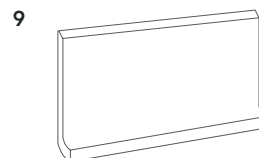
6 CANALETTA ESTERNA
EXTERNAL COVE
2,5x20 . 1"x8"



7 ANGOLO INTERNO
INTERNAL ANGLE
2,5x10 . 1"x4"



8 ANGOLO ESTERNO
EXTERNAL ANGLE
2,5x10 . 1"x4"



9 COVE BASE
COVE BASE
10x20 . 4"x8"

La collezione è coordinata da una ampia gamma di pezzi speciali perfettamente modulari tra loro, disponibili nei 40 colori matt, proposti nelle stesse caratteristiche tecniche ed estetiche dei prodotti ai quali sono abbinati.

The collection is coordinated to a wide special trims range, all perfectly modular, available in 40 matt colours, with the same technical and aesthetic features as their matching tiles.

PEZZI SPECIALI SU RICHIESTA
SPECIAL TRIMS ON DEMAND

Quantità minima richiesta (500 pezzi per colore)
Minimum quantity required (500 pieces/colour)



CANALETTA INTERNA
INTERNAL COVE
2,5x15 . 1"x6"



CANALETTA ESTERNA
EXTERNAL COVE
2,5x15 . 1"x6"



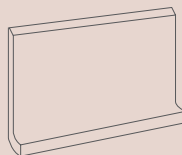
CANALETTA INTERNA
INTERNAL COVE
2,5x10 . 1"x4"



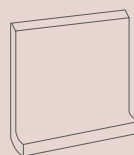
CANALETTA ESTERNA
EXTERNAL COVE
2,5x10 . 1"x4"



BULLNOSE LATO LUNGO/CORTO
LONG EDGE/SHORT EDGE BULLNOSE
10x20 . 4"x8"
10x30 . 4"x12"



COVE BASE
COVE BASE
10x15 . 4"x6"



COVE BASE
COVE BASE
10x10 . 4"x4"

Modularità

La collezione è composta da diversi formati e pezzi speciali, perfettamente modulari tra loro per consentire un'infinita varietà di soluzioni di posa.

Il calibro costante, l'assoluta planarità e ortogonalità delle superfici permette la composizione modulare dei diversi formati e offre al progettista soluzioni compositive originali e innovative per l'edilizia pubblica e residenziale.


Gres porcellanato smaltato classificato gruppo B1b - assorbimento acqua compreso tra 0,5 e 3% - adatto per posa all'interno ed esterno.

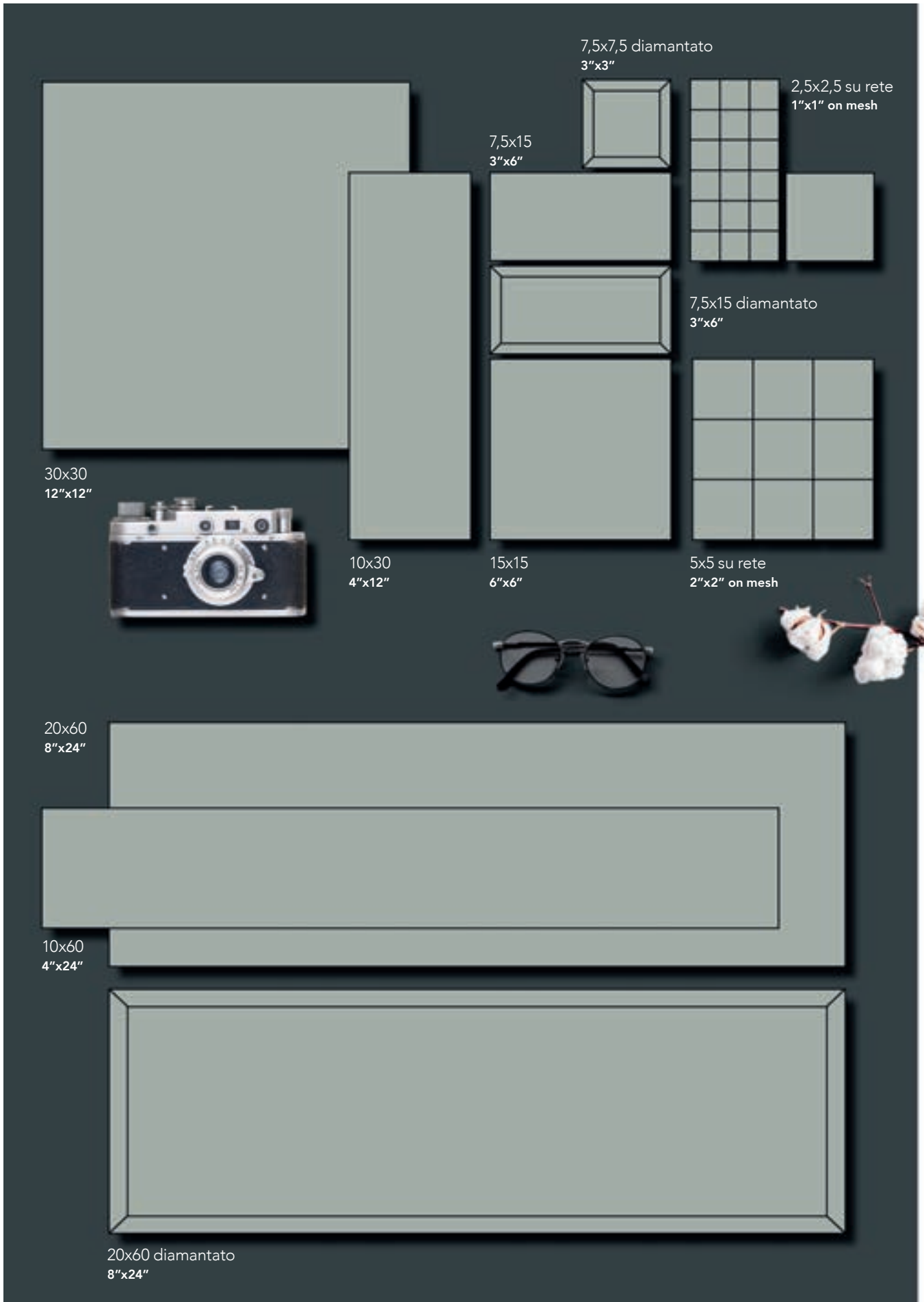
Realizzato nei formati: 5x5 / 6x25 / 7,5x7,5 / 7,5x15 / 10x10 / 15x15 / 5x20 / 10x20 / 20x20 / 10x60 / 20x60 / 10x30 / 30x30 e nei formati su rete 3x10 / 5x5 / 2,5x2,5.

The perfect modularity of sizes and special trims allows an endless variety of laying solutions.

The constant caliber, the absolute flatness and orthogonality of the surfaces allows many modular compositions of the different formats, colours and finishes available in our range and offers the designer original solutions for residential and public projects.

Porcelain stoneware belonging to B1b group - water absorption between 0,5 and 3% - suitable for in - and outdoor. Available in sizes: 5x5 / 7,5x7,5 / 7,5x15 / 10x10 / 15x15 / 5x20 / 6x25 / 10x20 / 20x20 / 10x60 / 20x60 / 10x30 / 30x30 and mesh mounted 3x10 / 5x5 / 2,5x2,5.







GRES PORCELLANATO SMALTATO GLAZED PORCELAIN STONEWARE

Metro

COLLECTION

LUCIDO . MATT




7,5x7,5 DIAMANTATO
3"x3"



7,5x15 DIAMANTATO
3"x6"



7,5x15
3"x6"



20x60 DIAMANTATO
8"x24"



20x20 OTTAGONO
8"x8"



= A PAVIMENTO
LAID ON FLOOR




= A RIVESTIMENTO
LAID ON WALL



= TINTE CORRELATE
LINKED COLOURS



Nuances





7,5x15 3"x6" . DIAMANTATO MATT



MALVA



BIANCO

Metro _____ COLLECTION

effetto
Tridimensionale



7,5x15 3"x6" . DIAMANTATO LUCIDO



GRANATO

Una collezione vintage che ripropone un classico tipico del metrò parigino, dei primi anni del secolo scorso, nei formati: 7,5x7,5 e 7,5x15 diamantato, 7,5x15 e nel nuovo formato 20x60 sempre diamantato.

La serie è di particolare effetto grazie al suo aspetto tridimensionale e al gioco di luce ed ombra che la sua superficie sfaccettata crea in presenza della diversa illuminazione.

La gamma di colori riproposta in colori tradizionali, grazie ai molteplici pezzi speciali a completamento rende le serie metro fruibile in diversi ambienti sia pubblici sia privati.

A vintage collection which proposes a typical classic tile being used in Parisian underground stations since last Century.

Its three dimensional look is really catching and the cut surface creates light and shade effects under lighting.

The traditional colours and the various matching special trims make Metro range suitable both for public and private locations.



7,5x15 3"x6" . DIAMANTATO LUCIDO



TALCO



GOLD



20x20 8"x8" . OTTAGONO LUCIDO



TALCO

5x5 2"x2" . LUCIDO



LAVA



7,5x15 3"x6" . DIAMANTATO LUCIDO



TALCO



LAVA

gioco
di luci





7,5x15 3"x6" . DIAMANTATO LUCIDO



7,5x15 3"x6" . DIAMANTATO MATT



Formati



* VEDI AVVERTENZE PAG. 151

FORMATO	DIMENSIONI (mm)	SPESSORE (mm)	kg / mq	mq / box	pcs / box	box / pallet	mq / pallet
7,5x15	73,5x148,5	6,5 mm	14	1,00	88	85	85,00
7,5x15 diamantato	73,5x148,5	9 mm	15	1,00	88	80	80,00
7,5x7,5 diamantato *	73,5x73,5	9 mm	15	-	-	-	-
20x20 ottagonno	200x200	5,5 mm	13	1,50	40	57	85,50
20x60 diamantato	200x600	10 mm	21	0,72	6	48	34,56

* VEDI PAG. 151
SEE PAG. 151


LUCIDI

TALCO




7,5x7,5 diamantato
7,5x15
7,5x15 diamantato
20x60 diamantato
20x20 ottagonò**

PIOMBO



7,5x7,5 diamantato
7,5x15
7,5x15 diamantato
-

PIRITE




7,5x7,5 diamantato
7,5x15
7,5x15 diamantato
-

NAVONA




7,5x7,5 diamantato
7,5x15
7,5x15 diamantato
-

ALABASTRO




7,5x7,5 diamantato
7,5x15
7,5x15 diamantato
-

LAVA




7,5x7,5 diamantato
7,5x15
7,5x15 diamantato
20x60 diamantato
-

AMBRA




7,5x7,5 diamantato
7,5x15
7,5x15 diamantato
-

GRANATO




7,5x7,5 diamantato
7,5x15
7,5x15 diamantato
-

PETROLIO




7,5x7,5 diamantato
7,5x15
7,5x15 diamantato
-

RAME




7,5x7,5 diamantato
7,5x15
7,5x15 diamantato
-

SILVER



-
-
7,5x15 diamantato
-

GOLD



-
-
7,5x15 diamantato
-


MATT

BIANCO




7,5x7,5 diamantato
-
7,5x15 diamantato
-
20x20 ottagonò**

NERO




7,5x7,5 diamantato
-
7,5x15 diamantato
-
20x20 ottagonò**

MALVA




7,5x7,5 diamantato
-
7,5x15 diamantato
-

POLVERE




7,5x7,5 diamantato
-
7,5x15 diamantato
-

TORBA



7,5x7,5 diamantato
-
7,5x15 diamantato
-
20x20 ottagonò**

EDERA



7,5x7,5 diamantato
-
7,5x15 diamantato
-

COTONE



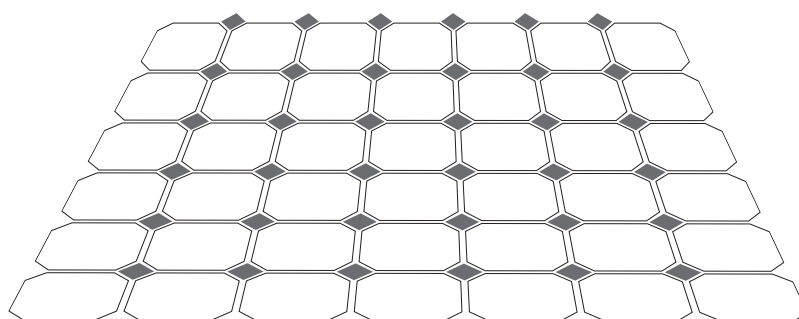
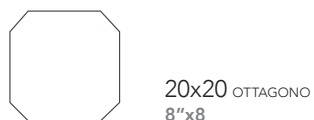
-
-
-
-
20x20 ottagonò**

QUARZO




-
-
-
-
20x20 ottagonò**

20x20
ottagono



TALCO
LUCIDO



BIANCO
MATT



COTONE
MATT



QUARZO
MATT



NERO
MATT



TORBA
MATT

OTTAGONO 20x20 disponibile nei colori bianco, cotone, quarzo, nero, torba matt e talco lucido, da abbinare al formato 5x5, disponibile in tutti i 40 colori matt e nei 20 colori lucidi.

OTTAGONO 20x20 bianco, cotone, quarzo, nero, torba matt and talco glossy to match with 5x5, available in 40 matt and 20 glossy colours.



20x20 8"x8" . OTTAGONO MATT



TORBA

QUARZO

5x5 2"x2" . NERO MAT



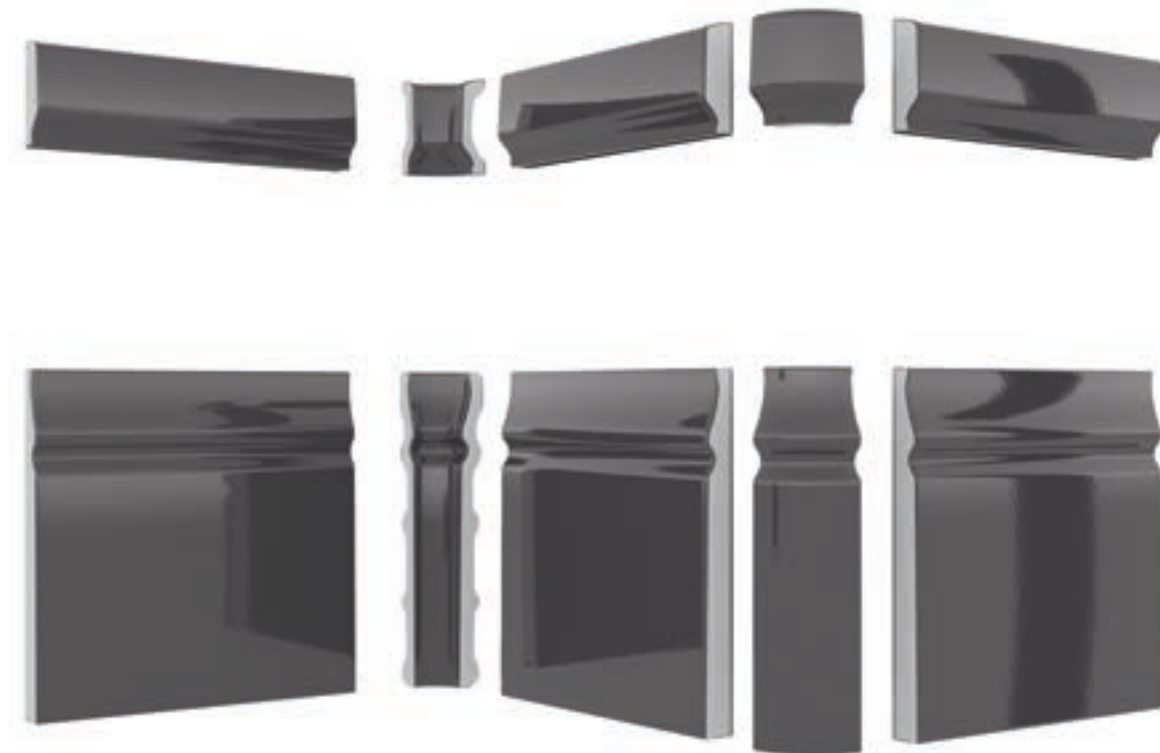
NERO

Pezzi
speciali



La serie metro si completa con i suoi pezzi speciali.
Sempre più richiesti, sia per questioni di igiene e sicurezza,
che per il loro valore estetico, facilitano la posa e donano
un gusto squisitamente retrò agli ambienti.

Special trims integrate metro range.
They are more and more demanded, both for safety and
hygiene matters and for their aesthetic value.
Special trims simplify the laying and give a delighfull retrò
taste to the settings.



NOTA: la modularità tra i pezzi speciali e le piastrelle è garantita da una fuga di almeno 3 mm.
NOTE: modularity between special trims and tiles is granted by a 3 mm grout.

Disponibili nei seguenti colori:

Available in the following colors:

LUCIDI: TALCO, LAVA, NAVONA, PIRITE, PIOMBO, ALABASTRO, AMBRA, GRANATO, PETROLIO, RAME

MATT: BIANCO, NERO




GRES PORCELLANATO SMALTATO GLAZED PORCELAIN STONEWARE


Hellas

MOSAIC COLLECTION


LUCIDI




2,5x2,5 SU RETE
1"x1" ON MESH




DILOS
LUCIDO




ANDROS
LUCIDO




NAXOS
LUCIDO




SIROS
LUCIDO




CRETA
LUCIDO



KOS
LUCIDO



MYKONOS
LUCIDO



CORFÙ
LUCIDO



= TINTE CORRELATE
LINKED COLOURS

FORMATO	DIMENSIONI (mm)	SPESSORE (mm)	kg / mq	mq / box	pcs / box	box / pallet	mq / pallet
2,5x2,5 su rete	300x300	5,5	11	1,00	-	40	40



2,5x2,5 1"x1" . LUCIDO



ANDROS




GRES PORCELLANATO SMALTATO GLAZED PORCELAIN STONEWARE


Lirica

MOSAIC COLLECTION


MIX LUCIDO/MATT




2,5x2,5 SU RETE
1"x1" ON MESH




NERUDA
BIANCO . SALGEMMA




CALVINO
TALCO . PIRITE . QUARZO




LORCA
ARGILLA . COTONE . MOKA




POE
LAVA . TORBA




PAVESE
KIWI . TALCO . FIENO



HUGO
TALCO . FELCE . ALOE



SABA
NAVY . TALCO . POLVERE



MONTALE
ORCHIDEA . TALCO . LAVANDA



= TINTE CORRELATE
LINKED COLOURS

FORMATO	DIMENSIONI (mm)	SPESSORE (mm)	kg / mq	mq / box	pcs / box	box / pallet	mq / pallet
2,5x2,5 su rete	300x300	5,5	11	1,00	-	40	40



2,5x2,5 1"x1" . LUCIDO / MATT



POE




GRES PORCELLANATO SMALTATO GLAZED PORCELAIN STONEWARE


Atlantica

MOSAIC COLLECTION


MATT . ANTISLIP




2,5x2,5 SU RETE
1"x1" ON MESH




SVALBARD
COTONE . CANAPA . LINO




LOFOTEN
QUARZO . PERLA . ANTRACITE




SHETLAND
AZZURRO . MARINA . GALASSIA



FLORES
ANTISLIP R10 A+B



TERCEIRA
ANTISLIP R10 A+B



PICO
ANTISLIP R10 A+B



= TINTE CORRELATE
LINKED COLOURS

FORMATO	DIMENSIONI (mm)	SPESSORE (mm)	kg / mq	mq / box	pcs / box	box / pallet	mq / pallet
2,5x2,5 su rete	300x300	5,5	11	1,00	-	40	40



2,5x2,5 1"x1" . MATT



LOFOTEN

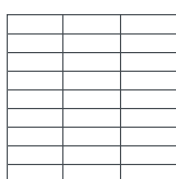


GRES PORCELLANATO SMALTATO GLAZED PORCELAIN STONEWARE

3x10

MOSAIC COLLECTION


LUCIDO . MATT




3x10 SU RETE
1+1/8"x4" ON MESH




BIANCO
MATT



QUARZO
MATT




NERO
MATT



COTONE
MATT




TALCO
LUCIDO



SALGEMMA
LUCIDO



LAVA
LUCIDO



NAVONA
LUCIDO



= TINTE CORRELATE
LINKED COLOURS

FORMATO	DIMENSIONI (mm)	SPESSORE (mm)	kg / mq	mq / box	pcs / box	box / pallet	mq / pallet
3x10 su rete	300x300	5,5	11	1,00	-	40	40



3x10 1+1/8"x4" . LUCIDO



SALGEMMA




GRES PORCELLANATO SMALTATO GLAZED PORCELAIN STONEWARE


Le Fantasie

MOSAIC COLLECTION


LUCIDO . MATT




LE MISCELE
2,5x2,5 SU RETE
1"x1" ON MESH




DEGRADÉ
2,5x2,5 SU RETE
1"x1" ON MESH




LE MISCELE
5x5 SU RETE
2"x2" ON MESH




DEGRADÉ
5x5 SU RETE
2"x2" ON MESH



DECORI PERSONALIZZATI
5x5 SU RETE
2"x2" ON MESH



DECORI PERSONALIZZATI
2,5x2,5 SU RETE
1"x1" ON MESH

 = A PAVIMENTO
LAID ON FLOOR

 = A RIVESTIMENTO
LAID ON WALL

 = TINTE CORRELATE
LINKED COLOURS




LINEE 2,5x2,5 1"x1"




Matt Nuances



BIANCO
MATT




NERO
MATT




TORBA
MATT




QUARZO
MATT



PERLA
MATT




ANTRACITE
MATT




FUMO
MATT



TORTORA
MATT




MOKA
MATT




TESTA DI MORO
MATT




COTONE
MATT




CANAPA
MATT




LINO
MATT




BANANA
MATT




CEDRO
MATT




VANADIO
MATT




CROMO
MATT




CORALLO
MATT




VERMIGLIO
MATT




RUBINO
MATT




MALVA
MATT




INDACO
MATT




LAVANDA
MATT




VIOLA
MATT




GALASSIA
MATT




AVIO
MATT




COBALTO
MATT




AZZURRO
MATT




MARINA
MATT




POLVERE
MATT




PIOGGIA
MATT




NOTTE
MATT




BAIA
MATT




SALVIA
MATT




FIENO
MATT




MELA
MATT




KIWI
MATT



FELCE
MATT




EDERA
MATT



ALOE
MATT

Lucidi

Nuances



LE FANTASIE

Una gamma di 40 colori matt e 20 colori lucidi nel formato 2,5x2,5 o 5x5 per realizzare infinite composizioni cromatiche e la massima personalizzazione dei progetti.

Crea la tua miscela esclusiva utilizzando fino a 6 colori della nostra collezione MATT e LUCIDI:
visita il sito www.cesiceramica.it

A range of 40 matt and 20 glossy colours in sizes 2.5x2.5 or 5x5, available to achieve endless chromatic compositions and fully projects personalization.

Make your own exclusive mix in 2.5x.5 and 5x5 by using up to 6 colours of our matt and high-glossy range, visit our web site: www.cesiceramica.it

LE MISCELE


Uno, due, tre o quattro colori a scelta Matt e/o Lucide per realizzare accostamenti cromatici sempre diversi. Disponibile nel formato 2,5x2,5.

One, two, three or four colours to choose in matt or glossy finish to achieve always different combinations and designs. Available in size 2,5x2,5.

LE MISCELE


2,5x2,5 1"x1"

Modulo 30x30
Module 12"x12"




TINTA UNITA

1 colore
1 colours




MIX 5 COLORI

mix fino a 5 colori
5 colours mix 20%




COPPIA

mix 2 colori 50%
2 colours mix 50%




MIX 6 COLORI

mix fino a 6 colori
6 colours mix 17%




TRIS

mix 3 colori 33%
3 colours mix 33%




LINEE

2 colori linea
2 colours lines




POKER

mix 4 colori 25%
4 colours mix 25%



SCACCHIERA

2 colori scacchiera
2 colours chessboard



JOLLY

mix da 2 a 6 colori
% a richiesta
from 2 to 6 colours mix
% upon request





SCACCHIERA . 2,5x2,5 SU RETE 1"x1" ON MESH



BIANCO
MATT



NERO
MATT

LE MISCELE


Uno, due, tre o quattro colori a scelta Matt e/o Lucide per realizzare accostamenti cromatici sempre diversi. Disponibile nel formato 5x5.

One, two, three or four colours to choose in matt or glossy finish to achieve always different combinations and designs. Available in size 5x5.

LE MISCELE


5x5 2"x2"

Modulo 30x30
Module 12"x12"




TINTA UNITA

1 colore
1 colours




MIX 5 COLORI

mix fino a 5 colori
5 colours mix 20%




COPPIA

mix 2 colori 50%
2 colours mix 50%




MIX 6 COLORI

mix fino a 6 colori
6 colours mix 17%




TRIS

mix 3 colori 33%
3 colours mix 33%




LINEE

2 colori linea
2 colours lines




POKER

mix 4 colori 25%
4 colours mix 25%



SCACCHIERA


2 colori scacchiera
2 colours chessboard



JOLLY

mix da 2 a 6 colori
% a richiesta
from 2 to 6 colours mix
% upon request





JOLLY 4 COLORI . 5x5 SU RETE 2"x2" ON MESH



BANANA
MATT



MARINA
MATT



NOTTE
MATT




GALASSIA
MATT

DEGRADÉ

8 fogli 30x30 cm assemblati su rete con tessere 2,5x2,5 o 5x5 in un mix da min 2 colori a max 6 colori a scelta Matt/Lucido, degradanti progressivamente.

Modular graded panels of 8 sheets made by 2,5x2,5 or 5x5 mesh mounted tiles, mixed from minimum of 2 to maximum of 6 selected colours in matt and/or glossy finishing.


DEGRADÉ
2,5x2,5 1"x1"



8 MODULI
30x30 Fogli
12"x12" Sheets

- 8 _____
- 7 _____
- 6 _____
- 5 _____
- 4 _____
- 3 _____
- 2 _____
- 1 _____

DEGRADÉ
5x5 2"x2"





DEGRADÉ . 2,5x2,5 SU RETE 1"x1" ON MESH

MALVA
MATTTORTORA
MATTMOKA
MATTBIANCO
MATT


2,5x2,5 SU RETE 1"x1" ON MESH

MOKA
MATT


I PROGETTI

Un disegno, una scritta, un logo, un simbolo... qualsiasi progetto viene scomposto e frammentato per ritrovare nuova vita nelle tessere colorate e diventare un prezioso mosaico. Non ci sono limiti alla realizzazione: le tessere premontate possono essere assemblate per creare grandi pareti a mosaico; tutta la gamma dei 40 colori matt e 20 lucidi 2,5x2,5, 5x5 cm è disponibile per creare sfumature e volumi: l'unico limite nei formati è la propria fantasia.

A drawing, a logo, a symbol, any kind of project is scomposed and splitted up in coloured tesseras finding a new life and becoming a preciuos mosaic. sizes 2,5x2,5 and 5x5 cms are available to create nuances and volumes: the only limit is your fantasy.




TESSERA
2,5x2,5 SU RETE
1"x1" ON MESH



TESSERA
5x5 SU RETE
2"x2" ON MESH

ALCUNI ESEMPI



DELFINO
moduli 30x30 cm

tessere 2,5x2,5 cm
dimensioni 180x180 cm



GEOMETRICO
moduli 30x30 cm

tessere 2,5x2,5
dimensioni 240x240 cm



RITRATTO
moduli 30x30 cm

tessere 2,5x2,5 cm
dimensione 210x240 cm



DELFINO . 2,5x2,5 SU RETE 1"x1" ON MESH





GRES PORCELLANATO SMALTATO GLAZED PORCELAIN STONEWARE

Transfer

COLLECTION

LUCIDO . MATT

 10x10
4"x4"

 15x15
6"x6"

 20x20
8"x8"

 10x30
4"x12"

 7,5x15 DIAMANTATO
3"x6"

 7,5x15
3"x6"



Transfer _____ COLLECTION

TRANSFER

La decorazione viene stampata su una singola piastrella in modo da poter essere trattata come un vero e proprio decoro.

TRANSFER

The decoration is printed on a single tile, which can be used as a real garnish among plain tiles.



Il transfer rappresenta l'evoluzione dei sistemi di decorazione che, negli ultimi anni, hanno rivoluzionato il processo di decorazione delle piastrelle.

Grazie a queste tecniche, la piastrella da mero elemento di rivestimento per pareti e pavimentazioni si è trasformata in oggetto di arredamento di interni e di design, grazie a pattern colorati.

Ogni immagine, logo, foto, disegno può essere trasferita mantenendo le caratteristiche tecniche del supporto ceramico di resistenza alle abrasioni e agli acidi. Libertà di espressione negli ambienti privati ed un forte potenziale di comunicazione nei luoghi pubblici o di rappresentanza. I transfer possono essere realizzati sui formati 7,5x15, 7,5x15 diamantato, 10x10, 20x20, 10x30 e 15x15 su finitura lucida o matt.

Transfer is the evolution of decoration systems which, recently, transformed the decoration process.

Thanks to these techniques, tile is no more a mere covering element for walls and floors, but it becomes a real interior design part.

Any picture can be transferred keeping anyway the technical features of the ceramic tile, such as resistance to abrasion and acids. Freedom of communication in private places and strong impact in public places.

Transfer can be made on 7,5x15, 7,5x15 diamantato, 10x10, 20x20, 10x30 and 15x15 cms tiles. Available in glossy and matt finishing.



20x20 8"x8" . LUCIDO




10x10 4"x4" . MATT






FULL BODY R10 A+B

UNGLAZED PORCELAIN STONEWARE



I prodotti FULL BODY sono realizzati in gres porcellanato a tutta massa.
Un materiale ad alte performance costruttive e progettuali che ne consente l'utilizzo in qualsiasi destinazione d'uso.

Full body range is unglazed porcelain stoneware.
A high performing material both in planning and building fields, suitable for any destination.

**90****I Tecnici****98****Esagono 5x5****104****Art Dèco**

104

Ottagono 10x10

110

Cubo

114

Stella

118**Bordure****120****Epoque**



GRES PORCELLANATO A TUTTA MASSA UNGLAZED PORCELAIN STONEWARE

I Tecnici


FULL BODY COLLECTION


R10 A+B

 6x25
2,36"x9,84"

 10x10
4"x4"

 20x20
8"x8"


 5x5 SU RETE
2"x2" ON MESH

 2,5x2,5 SU RETE
1"x1" ON MESH


 = A PAVIMENTO
LAID ON FLOOR

 = A RIVESTIMENTO
LAID ON WALL

 = TINTE CORRELATE
LINKED COLOURS



Nuances





5x5 2"x2"



ZAFFIRO

I Tecnici _____ COLLECTION

Prestazione *Performance*
hi-tech *hi-tech*

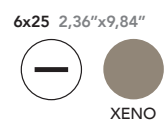


Gres porcellanato non smaltato classificato gruppo B1a - assorbimento acqua inferiore a 0,5% - adatto per posa all'interno ed esterno.

Realizzato nei formati 2,5x2,5 / 5x5 / 10x10 e 20x20, viene proposto in 16 colori assortiti e nel formato 6x25 in 4 colori di tendenza. Ideale per la pavimentazione di ambienti sia pubblici che privati, combina alla facilità di pulizia una superficie antiscivolo - R10 A+B.

Unglazed porcelain stoneware belonging to B1a group - water absorption less 0,5% - suitable for in-and outdoor.

Produced in 2,5x2,5 / 5x5 / 10x10 and 20x20 colours, it is suitable for public and private flooring as it guarantees an antislip surface R10 A+ B.



Formati



* VEDI AVVERTENZE PAG. 151

FORMATO	DIMENSIONI (mm)	SPESSORE (mm)	kg / mq	mq / box	pcs / box	box / pallet	mq / pallet
6x25	60x245	7	16	1,00	66	60	60
10x10	98,5x98,5	7	16	1,00	100	72	72
20x20	200x200	7	16	1,20	30	76	91,20
2,5x2,5 su rete	300x300 Foglio	4	10	1,00	11 fogli	40	40
5x5 su rete	300x300 Foglio	5,5	11	1,00	11 fogli	40	40


FULL BODY

FLUORO




-
10x10
20x20
5x5
2,5x2,5

ALLUMINIO




-
10x10
20x20
5x5
2,5x2,5

NICKEL



6x25
10x10
20x20
5x5
2,5x2,5

CARBONIO




6x25
10x10
20x20
5x5
2,5x2,5

SODIO




6x25
10x10
20x20
5x5
2,5x2,5

ARGON




-
10x10
-
5x5
-

XENO




6x25
10x10
20x20
5x5
2,5x2,5

BROMO




-
10x10
20x20
5x5
2,5x2,5

GALLIO




-
10x10
-
5x5
-

IODIO




-
10x10
-
5x5
-

GRES




-
10x10
20x20
5x5
2,5x2,5

GIADA



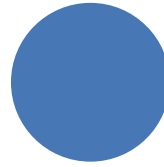
-
10x10
20x20
5x5
-

NEON



-
10x10
-
5x5
-

CALCIO




-
10x10
-
5x5
-

CLORO



-
10x10
-
5x5
-

ZAFFIRO



-
10x10
20x20
5x5
-

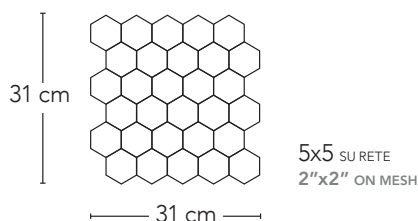


GRES PORCELLANATO A TUTTA MASSA UNGLAZED PORCELAIN STONEWARE

Esagono 5x5

FULL BODY COLLECTION


R10 A+B




FLUORO



SODIO




NICKEL




CARBONIO




ALLUMINIO



XENO



BROMO



GRES

FORMATO	DIMENSIONI (mm)	SPESSORE (mm)	kg / mq	mq / box	fogli / box	box / pallet	mq / pallet
5x5 su rete	310x310	7	16	1,0	12	63	63



Esagono 5x5 _____ COLLECTION

Geometries
and design

Geometrie *e design*



La collezione Esagono, in 5x5 su rete, assortita negli stessi 8 colori che caratterizzano la serie Art Deco, permette una molteplicità di usi e soluzioni.

Il materiale è adatto sia per pavimenti che per rivestimenti, in tinta unita oppure come elemento decorativo su disegno personalizzato.

L'estrema resistenza, la superficie R10 a+b, lo rendono il prodotto ideale per ambienti sia residenziali che commerciali e per la posa in esterno.

Esagono range in 5x5 on net produced in the same 8 colours as full body Art Deco, allows a variety of uses and solutions.

This product is suitable for wall and floor, it is available in plain colour or as a decoration (on project).


Its resistance together with its antislip R10 a+b surface make it the ultimate product for public and residential setting and for outdoor use.




ESAGONO 5x5 2''x2''. DECORO 01




ESAGONO 5x5 2''x2''. DECORO 03




Decori




01



02



03



04



ESAGONO 5x5 2"x2". DECORO 04



ALLUMINIO



SODIO



NICKEL



XENO

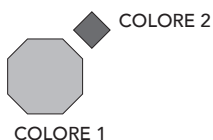
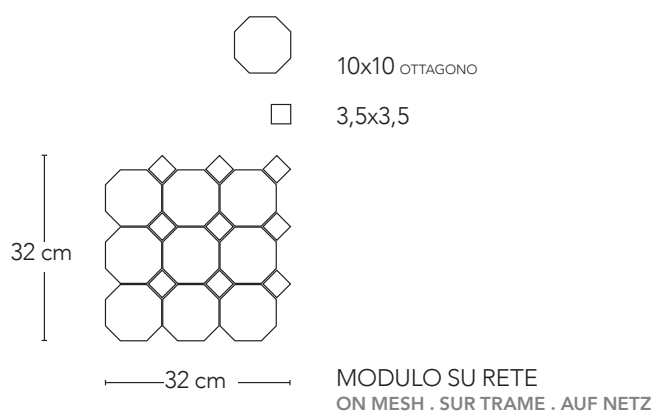


GRES PORCELLANATO A TUTTA MASSA UNGLAZED PORCELAIN STONEWARE

Ottagono 10x10

ART DÉCO COLLECTION


FULL BODY R10 A+B




FLUORO




SODIO



NICKEL




CARBONIO




ZAFFIRO




ALLUMINIO



XENO



BROMO



GRES



GIADA



10x10 4"x4" . OTTAGONO



FLUORO




ZAFFIRO

3,5x3,5 1 3/8"x1 3/8"




CARBONIO


Proposte *cromatiche*



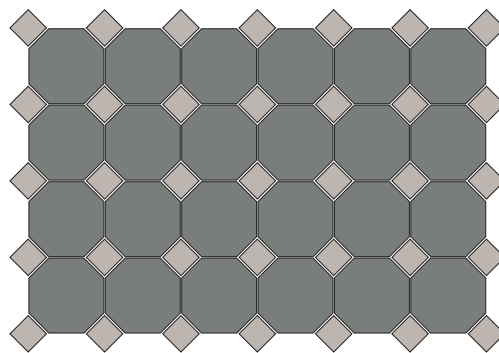
01




02




03



04



05



06

La serie abbina le caratteristiche tecniche del Full Body, gres porcellanato colorato in massa, alla particolarità delle forme geometriche dal sapore retrò.

Disponibile nella composizione su rete (ottagono 10x10 e tozzetto 3,5x3,5), viene proposto in 10 varianti monocolori coordinabili con le bordure e gli altri formati della linea Full Body.

Ideale per la pavimentazione di ambienti sia pubblici sia privati combina alla resistenza del materiale una superficie antiscivolo R10 A+B.

Utilizza la nostra applicazione Full Body Art Déco per creare la tua composizione per la serie ottagonono. ([www.cesiceramica.it/progetta-on-line / art deco](http://www.cesiceramica.it/progetta-on-line/art-deco))

This range combines Full Body technical features (unglazed porcelain R10 A+B) and geometrical shapes, giving a vintage zest to the final product.

It is available in 10x10 patterns on mesh (octogone and tozzetto) in 10 plain colors which match with borders and other sizes of Full body range.

It is the ultimate product for both public and private flooring thanks to its antislip surface.

Use our Full Body Art Déco to create your own composition.



10x10 4"x4" . OTTAGONO 3,5x3,5 1 3/8"x1 3/8"



XENO



BROMO

Ottagono 10x10 _____ ART DÉCO COLLECTION



10x10 4"x4" . OTTAGONO 3,5x3,5 1 3/8"x1 3/8"



GRES



NICKEL



10x10 4"x4" . OTTAGONO BICOLORE 5x5 2"x2"



ALLUMINIO



CARBONIO



FLUORO

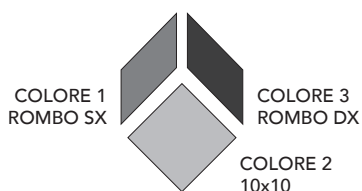
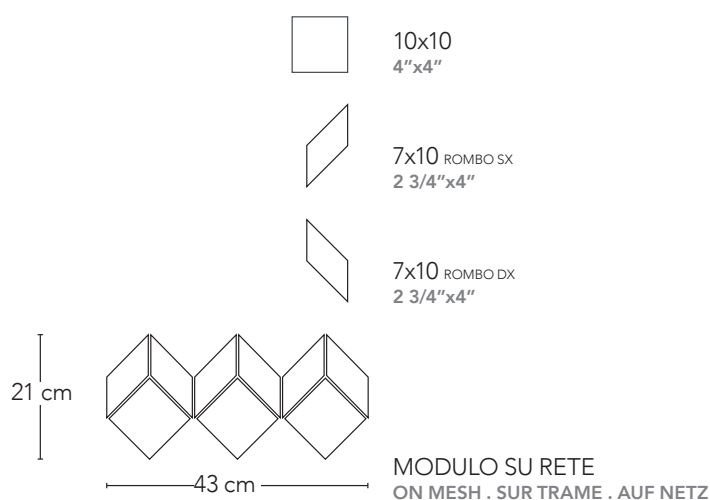


GRES PORCELLANATO A TUTTA MASSA UNGLAZED PORCELAIN STONEWARE

Cubo

ART DÉCO COLLECTION


FULL BODY R10 A+B




FLUORO




SODIO



NICKEL




CARBONIO




ZAFFIRO




ALLUMINIO




XENO



BROMO




GRES



GIADA




Proposte cromatiche




CARBONIO ALLUMINIO FLUORO

01




CARBONIO FLUORO NICKEL

02



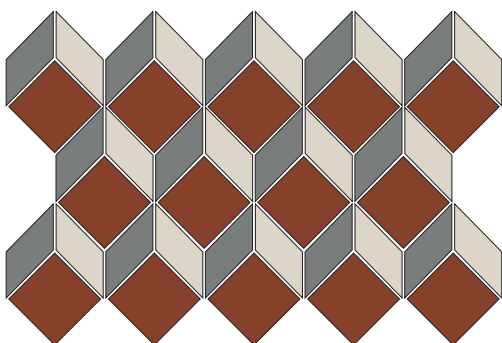
BROMO SODIO XENO

03




FLUORO

04



NICKEL GRES SODIO

05



FLUORO CARBONIO NICKEL

06

La serie abbina le caratteristiche tecniche del Full Body, gres porcellanato colorato in massa, alla particolarità delle forme geometriche.

Proposto in 10 varianti monocolore coordinabile con le bordure e gli altri formati della linea Full Body R10 A+B.

Ideale per la pavimentazione di ambienti sia pubblici sia privati combina alla resistenza del materiale una superficie antiscivolo.

This range combines the technical features of Full Body R10 A+B, unglazed ceramic tiles, and the versatility of geometric shapes.

Available in 10 colours Cubo matches with borders and other full body sizes.

Perfect for both public and private flooring thanks to its hardwearing Antislip surface R10 A+B.



7x10 2 3/4"x4". ROMBO SX

7x10 2 3/4"x4". ROMBO DX

10x10 4"x4"



NICKEL



CARBONIO



FLUORO



GRES PORCELLANATO A TUTTA MASSA UNGLAZED PORCELAIN STONEWARE

Stella

ART DÉCO COLLECTION

FULL BODY R10 A+B

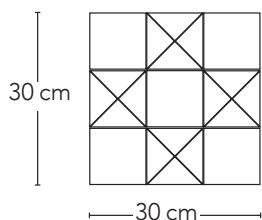


10x10
4"x4"

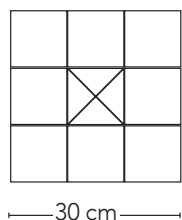


7x7x10 TRIANGOLO
2 3/4"x2 3/4"

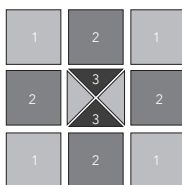
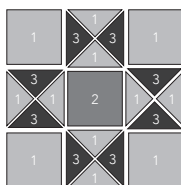
modulo_A
STANDARD



modulo_B
STANDARD



MODULO SU RETE
ON MESH . SUR TRAME . AUF NETZ



COLORE 1

COLORE 2


COLORE 3




FLUORO




SODIO



NICKEL



CARBONIO




ZAFFIRO




ALLUMINIO



XENO



BROMO




GRES



GIADA




Proposte *cromatiche*




● ALLUMINIO ● FLUORO ● CARBONIO

01




● NICKEL ● FLUORO ● CARBONIO

02




● XENO ● SODIO ● BROMO

03




● NICKEL ● FLUORO ● GRES

04



● XENO ● SODIO ● GRES

05



● FLUORO ● CARBONIO

06

La serie abbina le caratteristiche tecniche del Full Body, gres porcellanato colorato in massa, alla particolarità delle forme geometriche.

Proposto in 10 varianti monocolore coordinabile con le bordure e gli altri formati della linea Full Body.

Ideale per la pavimentazione di ambienti sia pubblici sia privati combina alla resistenza del materiale una superficie antiscivolo R10 A+B.

This range combines the technical features of Full Body R10 A+B, unglazed ceramic tiles, and the versatility of geometric shapes.

Available in 10 colours Stella matches with borders and other full body sizes.

Perfect for both public and private flooring thanks to its hardwearing Antislip surface R10 A+B.



7x7x10 2 3/4"x2 3/4"x4"

10x10 4"x4"



CARBONIO

FLUORO

ALLUMINIO

FLUORO



GRES PORCELLANATO A TUTTA MASSA UNGLAZED PORCELAIN STONEWARE

Bordure

COLLECTION


FULL BODY R10 A+B




FLUORO




SODIO



NICKEL




CARBONIO




ZAFFIRO




ALLUMINIO




XENO



BROMO



GRES



GIADA

Numerose soluzioni per rifinire gli angoli e il perimetro delle pareti, creando un disegno, un decoro, trasformando il vostro pavimento in un vero e proprio tappeto. Le bordure sono disponibili miscelando i 10 colori Full Body: gres, xeno, sodio, bromo, alluminio, fluoro, nickel, carbonio, giada e zaffiro.

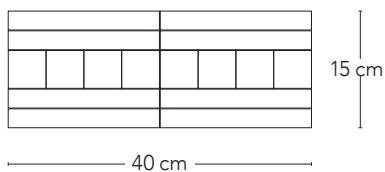
Per facilitarne la posa sono forniti già su rete e abbinabili a tutti i formati delle piastrelle Full Body e Art Decò.

Ideale per la pavimentazione di ambienti sia pubblici sia privati combina, alla resistenza del materiale, una superficie antiscivolo R10 A+B.

It offers many solutions for finishing corners and wall perimeters which can create patterns, allowing your floor to become a carpet. Borders are available in 10 Full Body colours: gres, xeno, sodio, bromo, alluminio, fluoro, nickel, carbonio, giada and zaffiro. They are supplied on net and match with all Full Body and Art Decò tiles.

Perfect for both public and private flooring thanks to its hardwearing Antislip R10 A+B surface.

B_01


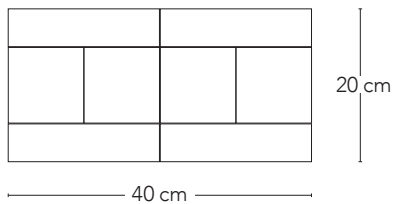


MODULO SU RETE . MESH MOUNTED




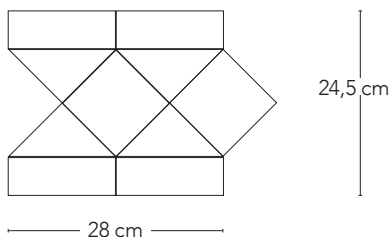
COLORE 1 COLORE 2

B_02



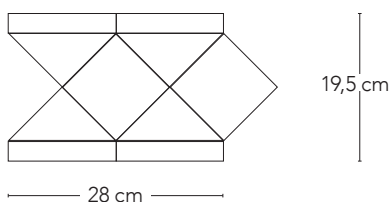
COLORE 1 COLORE 2

B_03



COLORE 1 COLORE 2

B_04



COLORE 1 COLORE 2



GRES PORCELLANATO A TUTTA MASSA UNGLAZED PORCELAIN STONEWARE

Epoque

COLLECTION

FULL BODY R10 A+B



20x20
8"x8"



OPTICAL



REGENCY



TWIGGY



BAROCCO



POP ART



VINTAGE



BAUHAUS



ROCOCO'



NEW AGE



GOTICO



GRAFFITI



LIBERTY

FORMATO	DIMENSIONI (mm)	SPESSORE (mm)	kg / mq	mq / box	pcs / box	box / pallet	mq / pallet
20x20	200x200	7	16	1,00	25	72	72



Epoque _____ COLLECTION

Vintage
and design

Vintage *and design*



CE.SI. presenta la serie Epoque: dodici decori che descrivono il passare del tempo, capaci di permettere la creazione di ambienti sia dal sapore retrò sia di assoluta modernità.

Prodotti in 20x20, con le stesse caratteristiche tecniche della serie Full Body R10 A+B e ad essa coordinati, sono adatti al rivestimento di pavimenti e pareti, interni ed esterni, residenziali e commerciali.

CE.SI. introduces its Epoque range: 12 patterns witnessing the course of time, able to allow the creation of both retro and absolute innovative settings.

The range is produced in 20x20, with the same technical characteristics and matching with Full Body R10 A+B range. They are suitable for interior and exterior walls and floors, both for residential and commercial buildings.



20x20 8"x8"



RAPSODIA MIX 12 DECORI

20x20 8"x8"



BAUHAUS

6x25 2,36"x9,84"



SODIO





20x20 8"x8"



LIBERTY







20x20 8"x8"



RAPSODIA MIX 12 DECORI

6x25 2,36"x9,84". MATT



POLVERE

20x20 8"x8"



SODIO

20x20 8"x8"




ROCCOCO



6x25

GLAZED AND UNGLAZED PORCELAIN STONEWARE



6x25 in gres porcellanato smaltato disponibile in 20 colori matt, 3 lucidi e in gres a tutta massa in 4 colori contemporanei. Il formato 6x25 ispirato alla nuove tendenze di design e arredamento, diventa una serie molto flessibile per realizzare progetti moderni e sofisticati. Grazie alle diverse finiture liscia o strutturata (serie cosmo) e all'ampia gamma di colori può essere usato sia per rivestimento a parete sia per posa a pavimento in ambienti interni o esterni.

6x25 in glazed porcelain stoneware, available in 20 matt, 3 gloss colours, in unglazed porcelain stoneware in 4 contemporary colours. Drawing its inspiration from the new trends in design, 6x25 size becomes a flexible range, able to give life to modern, refined projects. Thanks to different finishings, smooth and rough (Cosmo range), and to the wide range of colours, it is suitable both for wall and floor and for indoor and outdoor use as well.



130

Cosmo

Strutturato Lucido

Strutturato Full Body

136

Matt_Lucido

6x25

STRUTTURATO LUCIDO GLOSSY TEXTURED
STRUTTURATO FULL BODY R10 A+B FULL BODY TEXTURED R10 A+B

Cosmo

6x25 COLLECTION


Lucido  6x25
2,36"x9,84"



VENERE



MARTE




GIOVE


Full Body  6x25
2,36"x9,84"




LUNA



GIANO



ARIEL



TEBE

FORMATO	DIMENSIONI (mm)	SPESSORE (mm)	kg / mq	mq / box	pcs / box	box / pallet	mq / pallet
6x25 lucido strutturato	61x250	7	16	1,00	66	60	60
6x25 full body strutturato	61x250	7	16	1,00	66	60	60

Strutturato Lucido



Strutturato Full body



Lucido^e Strutturato



La collezione COSMO realizzata in un unico formato 6x25 ispirato alle nuove tendenze di design e arredamento, unisce alle alte performance del gres porcellanato smaltato lucido o full body R10 A+B, una superficie strutturata che dona un particolare gioco di luce e texture.

Disponibile in 3 colori lucidi strutturati classici ma sempre attuali: bianco, avorio, nero e in 4 colori full body: bianco, nero, grigio scuro, tortora. La gamma cromatica è coordinata con gli altri formati della serie CE.SI.

COSMO range in 6x25 (single size) draws its inspiration from the new design trends; it combines the high performances of both glazed and unglazed porcelain stoneware (gloss and full body R10 A+B) with a rough surface, which produces characteristic texture and light effects.

The range is available in three gloss structured colours: white - beige - black and four Full body colours: grey-black-white-dove-grey. This colour selection matches with different sizes in CE.SI. collection.



6x25 2,36"x9,84" - LUCIDO STRUTTURATO



6x25 2,36"x9,84" - LUCIDO STRUTTURATO



Full Body ^e Strutturato





6x25 2,36"x9,84" . FULL BODY STRUTTURATO



6x25 2,36"x9,84" . FULL BODY STRUTTURATO



6x25


GRES PORCELLANATO PORCELAIN STONEWARE

Matt_Lucido

6x25 COLLECTION



6x25
2,36"x9,84"



FORMATO	DIMENSIONI (mm)	SPESSORE (mm)	kg / mq	mq / box	pcs / box	box / pallet	mq / pallet
6x25 LUCIDO	61x250	7	16	1,00	66	60	60
6x25 MATT	61x250	7	16	1,00	66	60	60



Matt_Lucida _____ 6x25 COLLECTION

Moderno e
sofisticato

Modern and
sophisticated





6x25 2,36"x9,84" - LUCIDO / MATT



NAVONA



POLVERE



PIOGGIA



TORTORA

6x25 2,36"x9,84" - LUCIDO / MATT



TALCO



KIWI



MELA



ALOE



EDERA



QUARZO



BIANCO

Referenze



Lentini's Restaurant - Milano - Italia

References




Brygga Kultursal Halden - Norvegia



Bistrot - Aeroporto - Sydney - Australia



Bagni aeroporto - Nantes - Francia



Piscina pubblica - Svezia



Lentini's Restaurant - Torino - Italia



American Graffiti Dinner - Reggio Emilia - Italia



Bryggjan Brugghus Reykjavik - Islanda

References



Vattnets Hus, design by Åwl Arkitekter - Åwgelholm - Svezia



Terrazze Boverie Apartments - Melbourne - Australia



Best Western Plus - Halmstad - Svezia



Caneva World Resort - Movieland Park - Lazise - Italia

References



Corner Giovanni Rana - Lonato - Brescia - Italia



Dinner Claremont - Australia



Bagno abitazione privata



Shop village - Pall center - Lussemburgo




Hotel SDB ST JAMES - Parigi - Francia



Ristorante L'Orangerie - Oberpallen - Lussemburgo

References









LAMO The Restaurant, Milano - designed by GIOPAGANI - Italia



Café - Rostov-on-Don - Russia

CARATTERISTICHE TECNICHE

TECHNICAL DETAILS . INFORMATIONS TECHNIQUES . TECHNISCHE DATEN

	NORMA STANDARD	MATT - LUCIDI - ANTISLIP		FULL BODY	
		VALORE NORMA NORM VALUE	VALORE CE.SI. CE.SI. VALUE	VALORE NORMA NORM VALUE	VALORE CE.SI. CE.SI. VALUE
 CLASSIFICAZIONE PRODOTTO PRODUCT CLASSIFICATION CLASSEMENT KLASSIFIZIERUNG	UNI EN 14411 APPENDICE G	GRUPPO B1b	GRUPPO B1b	GRUPPO B1a	GRUPPO B1a
 ASSORBIMENTO D'ACQUA WATER ABSORPTION ABSORPTION D'EAU WASSERAUFNAHME	ISO 10545-3	0,5% <E ≤3%	0,5% ≤E ≤3%	≤0,5%	≤0,5%
 RESISTENZA AL GELO FROST RESISTANCE RÉSISTANCE AU GEL FROSTWIDERSTANDSFÄHIGKEIT	ISO 10545-12	SU RICHIESTA UPON REQUEST SUR DEMANDE AUF ABRUF	RESISTENTE RESISTANT RESISTANTS WIDERSTANDSFÄHIG	SU RICHIESTA UPON REQUEST SUR DEMANDE AUF ABRUF	RESISTENTE RESISTANT RESISTANTS WIDERSTANDSFÄHIG
 RESISTENZA AGLI SBALZI TERMICI THERMAL, SHOCK RESISTANCE RÉSISTANCE AUX ÉCARTS DE TEMPÉRATURE TEMPERATURWECHSELBESTÄNDIGKEIT	ISO 10545-9	SU RICHIESTA UPON REQUEST SUR DEMANDE AUF ABRUF	RESISTENTE RESISTANT RESISTANTS WIDERSTANDSFÄHIG	SU RICHIESTA UPON REQUEST SUR DEMANDE AUF ABRUF	RESISTENTE RESISTANT RESISTANTS WIDERSTANDSFÄHIG
 MODULO DI ROTTURA MODULUS OF RUPTURE RÉSISTANCE À LA FLEXION BIEGEFESTIGKEIT	ISO 10545-4	min. 30N/ mm ²	N/ mm ² 30±50	min. 35N/ mm ²	N/ mm ² 35±50
PRODOTTI CHIMICI AD USO DOMESTICO ED ADDITIVI PER PISCINA HOUSEHOLD CHEMICALS AND SWIMMING POOL WATER CLEANSERS PRODUITS CHIMIQUES ET ADDITIFS POUR PISCINE CHEM.PRODUKTE FÜR DEN HAUSHALTSGEBRAUCH / SCHWIMMBÄDER	ISO 10545-4	min. GB	GA - GLA	min. UB	UA
 ACIDI E ALCALI A BASSA CONCENTRAZIONE ACIDS AND LOW CONCENTRATION ALKALIS ACIDES ET ALCALI A FAIBLE CONCENTRATION SÄUREN UND ALKALI IN GERINGER KONZENTRATION	ISO 10545-4	min. GB	GA - GLA	min. UB	UA
ACIDI E ALCALI AD ALTA CONCENTRAZIONE ACIDS AND HIGH CONCENTRATION ALKALIS ACIDES ET ALCALI A FORTE CONCENTRATION SÄUREN UND ALKALI IN HOHER KONZENTRATION	ISO 10545-13	min. UB	GHA	min. UB	UA - UHA
 RESISTENZA ALLE MACCHIE STAIN RESISTANCE RESISTANCE AUX PRODUITS TACHANTS BESTÄNDIGKEIT GEGEN FLECKENBILDNER	ISO 10545-14	min. 3	> 3	min. 3	> 3
 DILATAZIONE TERMICA LINEARE SU RICHIESTA LINEAR THERMAL EXPANSION UPON REQUEST COEFFICIENT LINÉAIRE DE DILATATION THERMIQUE LINEARE WÄRMEAUSDEHNUNG AUF ABRUF	ISO 10545-8	SU RICHIESTA UPON REQUEST SUR DEMANDE AUF ABRUF	5x5x10 °K ⁻¹	SU RICHIESTA UPON REQUEST SUR DEMANDE AUF ABRUF	6,5x10 °K ⁻¹
 RESISTENZA ALL'ABRASIONE (PEI) ABRASION RESISTANCE (PEI) RÉSISTANCE À L'ABRASION (PEI) ABRIEBFESTIGKEIT (PEI)	ISO 10545-7	CLASSE PEI CLASS PEI CLASSE PEI CLASSE PEI	2 - 4		
 RESISTENZA ALL' ABRASIONE PROFONDA RESISTANCE TO DEEP ABRASION RÉSISTANCE À L'ABRASION PROFONDE BESTÄNDIGKEIT GEGEN TIEFENVERSCHLEISS	ISO 10545-6			max 175 m ³	max 175 m ³
 CARATTERISTICHE DIMENSIONALI DIMENSIONAL FEATURES CARACTERISTIQUES DE LA SURFACE OBERFLÄCHENQUALITÄT	ISO 10545-2	±0,5%	±0,5%	±0,5%	±0,5%
 RESISTENZA AL CAVILLO CRAZING RESISTANCE RÉSISTANCE AU TRESSAILAGE HAARRISSBESTÄNDIGKEIT	ISO 10545-11	SU RICHIESTA UPON REQUEST SUR DEMANDE AUF ABRUF	RESISTENTE RESISTANT RESISTANTS WIDERSTANDSFÄHIG		

GRES PORCELLANATO SMALTATO . GLAZED PORCELAIN
DIMENSIONI . SIZES

FORMATO MISURE NOMINALI (cm) NOMINAL SIZE (cm)	MISURE REALI (mm) REAL SIZE (mm)	SPESSORE (mm) THICKNESS (mm)	PESO Kg/m ² WEIGHT Kg/m ²
5x5 *	48x48	5,5	11
7,5x7,5 DIAMANTATO *	73,5x73,5	9	15
7,5x15 DIAMANTATO	73,5x148,5	9	15
7,5x15	73,5x148,5	6,5	14
10x10	98,5x98,5	6,5	14
15x15	148,5x148,5	6,5	14
6x25 - 6x25 COSMO LUCIDO	61x250	7	16
5x20 *	48x200	6,5	14
10x20	98,5x200	6,5	14
20x20	200x200	6,5	14
20x20 OTTAGONO	200x200	5,5	13
10x30	98,5x300	8	17
30x30	300x300	8	17
10x60	98,5x600	8	17
20x60	200x600	8	17
2,5x2,5 SU RETE	foglio da 300x300	5,5	11
5x5 SU RETE	foglio da 300x300	5,5	11
3x10 SU RETE	foglio da 300x300	5,5	11

GRES PORCELLANATO COLORATO IN MASSA . FULL BODY
DIMENSIONI . SIZES

FORMATO MISURE NOMINALI (cm) NOMINAL SIZE (cm)	MISURE REALI (mm) REAL SIZE (mm)	SPESSORE (mm) THICKNESS (mm)	PESO Kg/m ² WEIGHT Kg/m ²
20x20	200x200	7	16
10x10	98,5x98,5	7	16
10x10 SU RETE	foglio da 300x300	7	16
5x5 SU RETE	foglio da 300x300	5,5	11
2,5x2,5 SU RETE	foglio da 300x300	4	10
5x5 ESAGONO	foglio da 310x310	7	16
10x10 OTTAGONO	98,5x98,5	7	16
10x10 OTTAGONO SU RETE	foglio da 320x320	7	16
10x10 CUBO SU RETE	foglio da 430x210	7	16
10x10 STELLA SU RETE	foglio da 300x300	7	16
6x25 - 6x25 COSMO FULL BODY	60x245	7	16
5x20*	48x200	7	16
2,5x20*	23x200	7	16
5x5*	48x48	7	16
3,5x3,5*	35x35	7	16
10x10 TRIANGOLO*	98,5x98,5x139,3	7	16
7x7 TRIANGOLO*	69,6x69,6x98,5	7	16

*VENDUTO AL PEZZO . SOLD BY PIECE . VENDUE A LA PIECE . STUECKWEISE VERKAUFT

IMBALLI

PACKING . CONDITIONNEMENT . VERPACKUNGSEINHEITE

GRES PORCELLANATO SMALTATO GLAZED PORCELAIN

FORMATO SIZE	PEZZI/SCATOLA PIECES/BOX	FOGLI/SCATOLA SHEETS/BOX	m ² /SCATOLA m ² /BOX	SCATOLE/EUROPALLET BOX/EUROPALLET	m ² /EUROPALLET m ² /EUROPALLET	PESO MEDIO Kg/m ²
2,5x2,5 SU RETE	-	11	1,00	40	40	11
5x5 SU RETE	-	11	1,00	40	40	11
3x10 SU RETE	-	11	1,00	40	40	11
10x10 SU RETE	-	11	1,00	48	48	14
6x25 - 6x25 COSMO LUCIDO	66	-	1,00	60	60	16
7,5x15	88	-	1,00	85	85	14
7,5x15 DIAMANTATO	88	-	1,00	80	80	15
10x10	100	-	1,00	96	96	14
10x20	70	-	1,40	76	106,40	14
10x30	34	-	1,02	60	61,20	17
15x15	44	-	1,00	85	85	14
20x20	35	-	1,40	76	106,40	14
20x20 OTTAGONO	40	-	1,50	57	85,50	13
30x30	14	-	1,26	46	57,96	17
10x60	16	-	1,00	48	48	17
20x60	8	-	1,00	48	48	17
20x60 DIAMANTATO	6	-	0,72	48	34,56	21

FULL BODY

FORMATO SIZE	PEZZI/SCATOLA PIECES/BOX	FOGLI/SCATOLA SHEETS/BOX	m ² /SCATOLA m ² /BOX	SCATOLE/EUROPALLET BOX/EUROPALLET	m ² /EUROPALLET m ² /EUROPALLET	PESO MEDIO Kg/m ²
2,5x2,5 SU RETE	-	11	1,00	40	40	11
5x5 SU RETE	-	11	1,00	40	40	11
5x5 ESAGONO SU RETE	-	12	1,00	63	63	16
10x10 SU RETE	-	11	1,00	48	48	16
6x25 6x25 COSMO FULL BODY	66	1	1,00	60	60	16
10x10	100	-	1,00	72	72	16
20x20	30	-	1,20	76	91,20	16
20x20 EPOQUE	25	-	1,00	72	72	16
10x10 OTTAGONO	100	-	0,88	72	63,36	16
10x10 OTTAGONO SU RETE	-	11	1,00	48	48	16
10x10 CUBO SU RETE	-	11	0,66	-	-	16
10x10 STELLA SU RETE	-	11	1,00	-	-	16

AVVERTENZE

WARNINGS - NOTICES - EINWEISUNGEN

Si raccomanda a fine cantiere di effettuare una pulizia accurata con detergenti tipo FILA DETERDEC o FILA PS87.

Il materiale Ce.Si. non necessita di ulteriori cure particolari o trattamenti aggiuntivi dopo la posa.

Non si accettano contestazioni per materiale posato senza l'uso di massetto e adesivi adeguati.

Consigliamo una fuga di almeno 2 mm, in particolare combinando piastrelle di diversi formati.

Il colore VERMIGLIO, CROMO, VANADIO, CORALLO in tutti i formati può presentare una puntinatura nera e una stonalizzazione dovuta alla particolarità del colorante utilizzato.

Per la stuccatura e la posa dei colori GOLD e SILVER si consiglia l'uso di materiale epossidico o in alternativa stucchi a grana fine.

Le variazioni di dimensione e tono rientrano nelle tolleranze di un processo produttivo artigianale e sono da considerarsi, per questo, caratteristiche proprie del prodotto.

Il formato 10x60cm presenta un lato tagliato a spigolo vivo, nella posa verticale si suggerisce di posare tale lato tagliato nella stesso verso (dx o sx) mentre per la posa orizzontale, si consiglia di posare il lato tagliato sempre verso il basso.

I lati da 20cm del formato 5x20cm sono entrambi a spigolo vivo.

Once all work on site is completed, we recommend a careful cleaning of all the filth using FILE DETERDEC or FILA PS 87.

Ce.Si. product does not require other particular care or additional treatment after installation

VERMIGLIO, CROMO, VANADIO, CORALLO can show small black dots and light fade in the shade due to the peculiar colorant used.

For Gold and Silver laying and grouting we recommend to use Epoxy material or fine grained plasters.

A grout line of at least 2 mm is necessary, in particular by laying different sizes or tiles together.

Dimensional and chromatic variation is peculiar of an handwork production process and is a distinctive feature of the product

200 mm sides in 5x20 are cut edged.

we recommend to install 10x60 with cut edge facing down (long edges parallel to the floor)

with cut edge following the same direction (long edges perpendicular to the floor)

En fin chantier nous conseillons un nettoyage soigné avec des produits comme: FILA DETERDEC ou FILA PS 87

Le matériel Ce.Si. ne demande aucune soins ou traitement supplémentaires après la pose.

Nous conseillons, de faire un joint d'au moins 2 mm, surtout si différents formats sont posés ensemble.

VERMIGLIO, CROMO, VANADIO, CORALLO peuvent présenter de petits points noirs et dénuancés à cause de la spécificité du colorant utilisé. Pour la pose et les joints de Gold et Silver, nous conseillons l'utilisation d'un joint Epoxy ou à grain fin.

Les cotés de 200 mm du format 5x20 sont à bords vifs.

Les variations des dimensions et des couleurs, inhérentes à une production artisanale, sont à considérer comme des caractéristiques distinctives du produit.

Nous suggérons de poser le 10x60: avec le bord vif vers le bas (les long cotés parallèles au sol)

avec le bord vif qui suit la même direction (les longs cotés perpendiculaires au sol)

CE.SI. Material braucht keine besondere Pflege und Bearbeitung nach der Verlegung.

In Anschluss an die Verlegung, empfehlen wir eine intensive Grundreinigung mit folgende Reinigungsmittel (oder ähnliche) DETERDECK.

Bei der Verlegung mit verschiedene Formaten, empfehlen wir eine Fuge von mindestens 2 mm zu behalten.

Auf die Farben VERMIGLIO, CROMO, VANADIO, CORALLO könnten schwarze Punkte unter der Glasur erscheinen, das gehört an die Besonderheit vom verwendeten Farbstoff.

Für die Verlegung und die Fugen von Gold und Silver, benutzen Sie Epoxy oder feinkörnig Material.

Die 20 cm. Seite der 5x20 sind scharfkantig

Größen - und Tonabweichungen gehören zu den Toleranzen eines handwerklichen Herstellungsprozesses und sollten daher als Produktmerkmal angesehen werden. Es wird empfohlen, das 10x60 so zu verlegen:

In Horizontal : mit der Scharfkante nach unten In Vertikal : mit der Scharfkante immer in die gleiche Richtung (Seite)

ART DECÒ

PROPOSTE CROMATICHE FLOOR PATTERN . COMBINAISONS DE COULEURS . FARBEN VORSCHLÄGE

Le proposte cromatiche si intendono unicamente come esempi esplicativi.

Tutte le composizioni possono essere fornite miscelando gli 8 colori (fuoro, xeno, sodio, gres, bromo, carbonio, nickel, alluminio).

Le composizioni serie: OTTAGONO, CUBO e STELLA vengono fornite già montate su rete.

Gli schemi di posa (rif. pag. 106/112/116) sono modelli dimostrativi, personalizzabili, non disponibili su rete, ma venduti al pezzo.

Per colori e imballi fare riferimento a Tabella di pag. 04/110/114 (colori) e Tabella pag. 150 (q.tà e imballi).

Le bordure di pag. 119, sono fornite su rete e possono essere utilizzate con qualsiasi tipo di pavimento.

The colour combinations are intended as an examples only.

All the named patterns can be supplied in any combination of the 8 colours (fuoro, xeno, sodio, gres, bromo, carbonio, nickel, alluminio) OTTAGONO, CUBO, STELLA combinations are supplied mesh mounted.

Patterns shown on page 106/112/116 are intended as suggestions, but also available to your design, and supplied in pieces.

Colours and packaging are shown on page 104/110/114 and 150.

Borders shown on page 119 are supplied mesh mounted and can be used with any floor tile.

Les compositions de couleurs illustrées sont données uniquement à titre indicatif.

Toutes les compositions proposées sont disponibles dans toutes les combinaisons des 8 couleurs (fuoro, xeno, sodio, gres, bromo, carbonio, nickel, alluminio)

Les compositions des séries: OTTAGONO, CUBO et STELLA sont fournies sur trame.

Les schémas de pose illustrés à la page 106/112/116 sont des exemples; ils ne sont pas disponibles sur trame mais sont vendus à la pièce.

Couleurs et emballages sont indiqués aux pages 104/110/114 et 150.

Les bordures illustrées à la page 119, fournies sur trame, peuvent être utilisées avec tous types de sol.

Die gezeigten Vorschläge sind nur erklärende Beispiele.

Alle Kompositionen können mit den 8 Farben (fuoro, xeno, sodio, gres, bromo, carbonio, nickel, alluminio) gemischt und geliefert werden.

Die folgende Kompositionen: OTTAGONO, CUBO und STELLA sind schon auf Netz geklebt lieferbar.

Die Verlegemuster auf Seite 106/112/116 sind nur individuelle Beispiele nicht auf Netz geklebt, werden also nur als lose Stücke verkauft.

Die Farben und Verpackungseinheiten sind auf Seite 104/110/114 und 150.

Die verfügbaren Netz geklebten Bordüren können mit alle Bodenflächen kombiniert werden, siehe Seite 119









NCS

MATT

	bianco	S 0300-N
	quarzo	S 2000-N
	perla	S 4000-N
	antracite	S 6005-Y80R
	fumo	S 8005-Y20R
	torba	S 8500-N
	nero	S 9000-N
	cotone	S 1002-Y50R
	canapa	S 2010-Y50R
	lino	S3010-Y40R
	tortora	S 4005-Y50R
	moka	S 6005-Y50R
	t. di moro	S 8505-Y20R
	banana	S1020-G90Y
	cedro	S1040-Y
	vanadio	S 1070-Y20R
	cromo	S0570-Y50R
	corallo	S 2050-Y70R
	vermiglio	S1580-Y90R
	rubino	S4040-R10B
	malva	S1515-R
	lavanda	S 1515-R60B
	indaco	S3020-R20B
	viola	S5020-R50B
	cobalto	S5040-R70
	avio	S5030-R80B
	galassia	S3040-R90B
	pioggia	S4020-R90B
	polvere	S2020-R80B
	notte	S5030-B
	azzurro	S1010-B
	marina	S1030-B

NCS

MATT

	baia	S1015-B50G
	salvia	S4030-B30G
	edera	S3005-G20Y
	aloe	S3020-G10Y
	felce	S6020-B90G
	fieno	S1515-G60Y
	mela	S1030-G50Y
	kiwi	S2050-G30Y

LUCIDI

	talco	S0500-N
	salgemma	S2002-R
	piombo	S3502-R
	pirite	S6005-Y80R
	lava	S9000-N
	navona	S1005-Y40R
	alabastro	S3010-Y50R
	argilla	S5005-Y20R
	zirconio	S1030-Y
	zolfo	S1060-Y20R
	arenaria	S1070-Y50R
	granato	S3560-R
	orchidea	S6020-R50B
	berillo	S5030-R80B
	navy	S5020-R90B
	galena	S1030-B
	tundra	S1510-B50G
	silicio	S3040-B40G
	titanio	S1030-G50Y
	lime	S2050-G30Y

NCS

ANTISLIP R10 A+B

	lecco	S 0300-N
	onno	S 2000-N
	bindo	S 4000-N

FULL BODY R10 A+B

	fluoro	S0502-Y
	alluminio	S2002-Y
	nickel	S5500-N
	carbonio	S8000-N
	sodio	S1002-Y50R
	argon	S1505-Y40R
	xenon	S4005_Y50R
	bromo	S8005-Y50R
	gallio	S4020-Y30R
	iodio	S2070-Y80R
	gres	S5030-Y70R
	neon	S6020-R90B
	calcio	S3040-R80B
	zaffiro	S4020-R90B
	cloro	S1510-B20G
	giada	S5005-G20Y
COSMO LUCIDO		
	marte	S0500-N
	giove	S9000-N
	venere	S1005-Y40R
COSMO FULL BODY R10 A+B		
	ariel	S5500-N
	tebe	S8000-N
	luna	S1002-Y50R
	giano	S4005-Y50R



CE.SI.

www.cesiceramica.it

Via Don Minzoni, 19
23844 Sirone (Lecco) - Italy
Tel. +39 031 850058
Fax Italia +39 031 852468
vendite@cesiceramica.it
Fax Export +39 031 870107
sales@cesiceramica.it
www.cesiceramica.it