

I N
F L U
E N
C E R

2020

ABK

Il design non può prescindere dal momento storico in cui viene concepito. Oggi più che mai il desiderio di recuperare una più stretta vicinanza ai ritmi della natura ci porta a modificare la visione estetica dell'ambiente in cui viviamo.

La sensibilità ambientale è uno dei fattori che ci guidano nella scelta di prodotti, materiali e colori che vogliamo accanto a noi ogni giorno. Il catalogo ABK INFLUENCER racconta le sensazioni materiche del 2020 attraverso una palette cromatica ispirata ai toni della terra, ravvivata da accostamenti più vivaci, per esprimere l'energia positiva della novità e del cambiamento.

Design is closely linked to the moment in history in which it is conceived. Today more than ever, the urge to reconnect with nature and its rhythms is influencing the aesthetics of our living spaces.

Environmental awareness is one of the key factors that determine which products, materials and colours we choose to accompany us in our daily lives.

The ABK INFLUENCER catalogue presents the material sensations of 2020 through an earth-tone-inspired colour palette enhanced by lively combinations to express the positive energy of innovation and change.

CHANGE

INFLUENCER



2020

**BECOMING HUMAN,
DESIGN MEETS
TECHNOLOGY,
TECHNOLOGY
MEETS PEOPLE.**


2020

ABK è impegnata quotidianamente a migliorare il design dei propri materiali. Con questo obiettivo l'Azienda continua a distinguersi per l'impiego delle più evolute tecnologie di produzione, oltre ad investire nelle persone, che con il loro prezioso lavoro di ricerca, permettono di realizzare ogni anno un catalogo sempre ricco di novità e dal gusto inconfondibile.

ABK strives constantly to improve the design of its products. To achieve this goal, it uses the most advanced production technologies and invests in people, whose invaluable research efforts provide the basis for a catalogue filled with stunning new products each year.



PLEASURE AND TREASURE



Grazie all'evoluzione complessiva della gamma, le collezioni ABK si confermano pienamente inserite all'interno delle ultime tendenze e offrono soluzioni dinamiche in grado di sostenere la progettazione di qualsiasi spazio o contesto abitativo.

Thanks to the overall development of the range, the ABK collections are perfectly attuned to the latest trends and are the ideal solution for design projects in any living space or context.

INDEX

INDICE ALFABETICO
ALPHABETICAL INDEX

GRES PORCELLANATO PORCELAIN TILES

A

ALPES WIDE 124
ALPES RAW 130
ATLANTIS 090
ATLANTIS OUT.20 266

B

BLEND 014
BLEND OUT.20 266

C

CROSSROAD
CHALK 050
CROSSROAD
WOOD 228

D

DOCKS 082
DOLPHIN 238
DOLPHIN OUT.20 268
DOWNTOWN 074

E

ECO CHIC 212
ECO CHIC OUT.20 269

F

FOSSIL 158

G

GENT 114
GENT OUT.20 267
GHOST 028
GHOST OUT.20 267
GRACE 208

I

INTERNO 9 WIDE 060
INTERNO 9 066

L

LAB325 040
LAB325 OUT.20 266

M

MONOLITH 136

N

NATIVE 104
NATIVE OUT.20 267
NEST 222

P

PETRAIA 254

R

RE-WORK 150
RE-WORK OUT.20 268

S

SENSI 200
SENSI GEMS 166
SENSI UP 176
SENSI WIDE 186
SOLERAS 246
SOLERAS OUT.20 269

U

UNIKA 140
UNIKA OUT.20 268

DECORAZIONE E RIVESTIMENTO DECOR & WALL

CROSSROAD BRICK 286
DO UP 290
DO UP TOUCH 298
PLAY 276
TRACKS 302

SOLUTIONS

FACTORY 310
LEVEL 307
MELT 312
ROCKS 314
ZANZIBAR 316

COLLANTI E SIGILLANTI PER EDILIZIA BUILDING ADHESIVES AND SEALANTS

HARDKOLL 320

INFORMAZIONI TECNICHE TECHNICAL INFORMATION

326

INDICE PER FORMATO INDEX BY SIZE

GRES PORCELLANATO PAVIMENTI E RIVESTIMENTI

PORCELAIN FLOOR AND WALL TILES

160x320	ALPES WIDE 124 ATLANTIS 090 CROSSROAD CHALK 050 GENT 114 INTERNO 9 WIDE 060 LAB325 040 NATIVE 104 SENSI WIDE 186 SENSI UP 176 SENSI GEMS 166
----------------	---

120x270	ATLANTIS 090 BLEND 014 GHOST 028 LAB325 040 SENSI UP 176 SENSI GEMS 166
----------------	--

120x240	ALPES WIDE 124 CROSSROAD CHALK 050 GENT 114 INTERNO 9 WIDE 060 SENSI WIDE 186
----------------	---

120x120	ALPES WIDE 124 ATLANTIS 090 BLEND 014 CROSSROAD CHALK 050 GENT 114 GHOST 028 INTERNO 9 WIDE 060 LAB325 040 MONOLITH 136 NATIVE 104 SENSI WIDE 186 SENSI UP 176 SENSI GEMS 166
----------------	---

90x90	ATLANTIS 090 BLEND 014 GHOST 028 GHOST OUT.20 267 NATIVE OUT.20 267
--------------	---

60x90	ATLANTIS OUT.20 266
--------------	---------------------

80x160	ALPES WIDE 124 CROSSROAD CHALK 050 INTERNO 9 WIDE 060 LAB325 040 SENSI WIDE 186
---------------	---

26x200	CROSSROAD WOOD 228
---------------	--------------------

40x170	DOLPHIN 238 SOLERAS 246
---------------	----------------------------

20x170	DOLPHIN 238 ECO CHIC 212 NEST 222 SOLERAS 246
---------------	--

30x180	ECO CHIC OUT.20 269
---------------	---------------------

60x120	ALPES RAW 130 ATLANTIS 090 BLEND 014 CROSSROAD CHALK 050 DO UP 290 DO UP TOUCH 298 GENT 114 GENT. OUT.20 267 GHOST 028 INTERNO 9 066 LAB325 040 LAB325. OUT.20 266 MONOLITH 136 SENSI 200 SENSI GEMS 166 SENSI UP 176 SENSI WIDE 186 NATIVE 104 UNIKA 140
---------------	---

30x120	DOLPHIN. OUT.20 268 DO UP 290 DO UP TOUCH 298 GENT 114 GHOST 028 INTERNO 9 066 LAB325 040 SENSI 200 SOLERAS. OUT.20 269 NATIVE 104 UNIKA 140
---------------	--

20x120	CROSSROAD WOOD 228 DOLPHIN 238 ECO CHIC 212 NEST 222 SOLERAS 246
---------------	--

80x80	ALPES WIDE 124 CROSSROAD CHALK 050 DOCKS 082 DOWNTOWN 074 GENT 114 INTERNO 9 WIDE 060 LAB325 040 NATIVE 104 SENSI WIDE 186
--------------	--

40x80	DOCKS 082 DOWNTOWN 074 FOSSIL 158 RE-WORK 150 RE-WORK. OUT.20 268 UNIKA 140 UNIKA OUT.20 268
--------------	--

20x80	DOWNTOWN 074 RE-WORK 150 SOLERAS 246
--------------	--

13,5x80	SOLERAS 246
----------------	-------------

60x60	ALPES RAW 130 ATLANTIS 090 BLEND 014 DOCKS 082 DOWNTOWN 074 FACTORY 310 GRACE 208 GENT 114 GHOST 028 INTERNO 9 066 LAB325 040 LEVEL 307 MELT 312 MONOLITH 136 NATIVE 104 RE-WORK 150 SENSI 200 UNIKA 140
--------------	---

25x75	TRACKS 302
--------------	------------

20x50	ZANZIBAR 316
--------------	--------------

30x60	ALPES RAW 130 ATLANTIS 090 DOCKS 082 DOWNTOWN 074 FOSSIL 158 FACTORY 310 GHOST 028 INTERNO 9 066 LEVEL 307 MELT 312 MONOLITH 136 NATIVE 104 RE-WORK 150 ROCKS 314 SENSI 200 UNIKA 140
--------------	--

50x50	FOSSIL 158 PETRAIA 254
--------------	---------------------------

33,3x33,3	PETRAIA 254 ZANZIBAR 316
------------------	-----------------------------

16,65x33,3	PETRAIA 254
-------------------	-------------

7,5x30	CROSSROAD BRICK 286 DO UP TOUCH 298
---------------	--

7x28	GENT 114
-------------	----------

20x40	LAB325 040 GENT 114 RE-WORK 150 UNIKA 140
--------------	--

20x20	GENT 114 PLAY 276 RE-WORK 150 UNIKA 140
--------------	--

11,5x23	GHOST 028
----------------	-----------

10x10	PETRAIA 254
--------------	-------------

**GRES
PORCELLANATO**

PORCELAIN TILES

**PRINCIPALI
FORMATI
DISPONIBILI**

MAIN SIZES
AVAILABLE

CONTEMPORARY CONTEMPORANEO

BLEND CONCRETE	BLEND DOTS	GHOST	LAB325	CROSSROAD CHALK	INTERNO 9 WIDE	INTERNO 9	DOWNTOWN	DOCKS
120x270 120x120 90x90 60x120 60x60	90x90 60x120 60x60	120x270 120x120 90x90 60x120 30x120 60x60 30x60	160x320 120x270 80x160 120x120 80x80 60x120 30x120 60x60 20x40	160x320 120x240 80x160 120x120 60x120 80x80	160x320 120x240 80x160 120x120 60x120 80x80	60x120 30x120 60x60 30x60	80x80 40x80 20x80 60x60 30x60	80x80 40x80 60x60 30x60
IRON	MULTIBLACK			COAL	DARK	DARK		BLACK
GREY		TAUPE	PEPPER	SMOKE			GRAPHITE	GREY
		GREY						
	GREY	SAGE	ASH	GREY	SILVER	SILVER	ASH	SILVER
MOON	MULTIWHITE	IVORY	PEARL	WHITE	PEARL	PEARL	IVORY	WHITE
		CLAY				DUNE	ECRU	BONE
ASH	TAUPE	ROPE		SAND			EARTH	WARM
			TAUPE			MUD		
					RUST	RUST		
		JADE						

MARBLE MARMO

SENSI GEMS	SENSI UP	SENSI WIDE	SENSI	GRACE
160x320 120x270 120x120 60x120	160x320 120x270 120x120 60x120	160x320 120x240 80x160 120x120 80x80 60x120	60x120 30x120 60x60 30x60	60x60
TITANIUM BLACK	MARQUINA SELECT	PIETRA GREY	PIETRA GREY	
	GRAND ANTIQUE			
		INVISIBLE PEARL	ARABESQUE SILVER	ARABESQUE SILVER
				PULPIS
ICEBERG	STATUARIO VERSILIA	STATUARIO ULTRA	STATUARIO WHITE	STATUARIO
CRYSTAL	BRECCIA MELANGE	CALACATTA GOLD	CALACATTA SELECT	
		ONICE BEIGE		ALABASTRO
TAJ MAHAL		SAHARA CREAM	SAHARA CREAM	MARFIL

WOOD LEGNO

ECO CHIC	NEST	CROSSROAD WOOD	DOLPHIN	SOLERAS
20x170 20x120	20x170 20x120	26x200 20x120	40x170 20x170 20x120 30x120	40x170 20x170 20x120 20x80 13,5x80 30x120
		COAL		
			COAL	ANTRACITE
	TAUPE		GREY	
		GREY	MOON	GRIGIO
		WHITE		BIANCO
ALMOND	BEIGE	SAND	MILK	NATURALE
NATURALE	OAK	AMBER	CLAY	BEIGE
AVANA		TAN	OAK	HAVANA
BROWN				
	BLUE			

STONE PIETRA

ATLANTIS	NATIVE	GENT	ALPES WIDE	ALPES RAW	MONOLITH	UNIKA	RE-WORK	FOSSIL
160x320 120x270 120x120 90x90 60x120 60x60 30x60	160x320 120x120 60x120 30x120 90x90 80x80 60x60 30x60	160x320 120x240 120x120 60x120 30x120 80x80 20x40 7x28	160x320 120x240 80x160 120x120 80x80	60x120 60x60 30x60	120x120 60x120 60x60 30x60	60x120 30x120 60x60 30x60 20x40 20x20 40x80	40x80 20x80 60x60 30x60 20x40 20x20	40x80 50x50 30x60
	EBONY				GRAPHITE			
SMOKE	FOG	DARK						
GREY	FOREST		LEAD	LEAD	FOG	SMOKE	FOG	
	ASH		GREY	GREY	GREIGE	GREY	SILVER	LIGHT GREY
MOON			IVORY	IVORY		CREAM	WHITE	
SAND		ROPE	SAND	SAND		ECRU	BEIGE	CREAM
TAUPE								BEIGE
	RED					BRONZE		BROWN
		BLUE						BLUE

PORCELAIN TILES

CON TENT TABLE

PAVIMENTI E RIVESTIMENTI
FLOOR & WALL TILES

POR CELAIN TILES

GRES PORCELLANATO

CONTEMPORARY

BLEND 014
GHOST 028
LAB325 040
CROSSROAD CHALK 050
INTERNO 9 wide 060
INTERNO 9 066
DOWNTOWN 074
DOCKS 082

STONE

ATLANTIS 090
NATIVE 104
GENT 114
ALPES wide 124
ALPES RAW 130
MONOLITH 136
UNIKA 140
RE-WORK 150
FOSSIL 158

MARBLE

SENSI GEMS 166
SENSI UP 176
SENSI wide 186
SENSI 200
GRACE 208

WOOD

ECO CHIC 212
NEST 222
CROSSROAD WOOD 228
DOLPHIN 238
SOLERAS 246

RUSTIC

PETRAIA 254

BLEND

NATURALE, LAPPATO, GRIP R11

6 mm

120x270

9 mm

90x90
120x120
60x120
60x60
60x60 R11


20 mm

60x120 R11

CONTEMPORARY



CONCRETE MOON



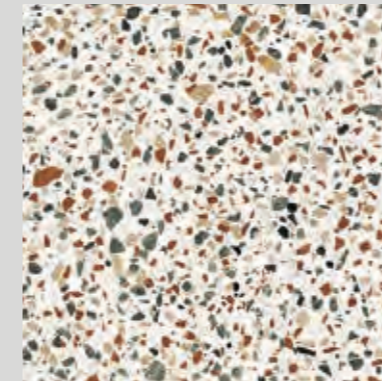
CONCRETE ASH




CONCRETE GREY




CONCRETE IRON




DOTS MULTIWHITE





DOTS MULTIBLACK



DOTS TAUPE



DOTS GREY







BLEND

floor BLEND
DOTS MULTIBLACK 90x90 rett.



floor BLEND
DOTS MULTIWHITE 90x90 rett.

BLEND

CONCRETE MOON

120x270 rett.	0006688	F 102,50
120x120 rett.	0005792	F 74,50
60x120 rett.	0005796	F 56,90
90x90 rett.	0005804	F 58,50
60x60 rett.	0005814	F 47,90

▼
6 mm
▲

▼
9 mm
▲



CONCRETE ASH

120x270 rett.	0005786	F 102,50
120x120 rett.	0005793	F 74,50
60x120 rett.	0005797	F 56,90
90x90 rett.	0005805	F 58,50
60x60 rett.	0005815	F 47,90

▼
6 mm
▲

▼
9 mm
▲



BLEND

CONTEMPORARY

CONCRETE IRON

120x270 rett.	0006689	F 102,50
120x120 rett.	0005795	F 74,50
60x120 rett.	0005799	F 56,90
90x90 rett.	0005807	F 58,50
60x60 rett.	0005817	F 47,90

▼
6 mm
▲

▼
9 mm
▲



CONCRETE GREY

120x270 rett.	0005787	F 102,50
120x120 rett.	0005794	F 74,50
60x120 rett.	0005798	F 56,90
90x90 rett.	0005806	F 58,50
60x60 rett.	0005816	F 47,90

▼
6 mm
▲

▼
9 mm
▲



BLEND

DOTS GREY

60x120 rett.	0006702	F 56,90
90x90 rett.	0005827	F 58,50
90x90 lapp.	0005831	F 69,50
60x60 rett.	0006710	F 47,90

▼
9 mm
▲



DOTS TAUPE

60x120 rett.	0006701	F 56,90
90x90 rett.	0005826	F 58,50
90x90 lapp.	0005830	F 69,50
60x60 rett.	0006709	F 47,90

▼
9 mm
▲



BLEND

CONTEMPORARY

DOTS MULTIWHITE

60x120 rett.	0006703	F 56,90
90x90 rett.	0005828	F 58,50
90x90 lapp.	0005832	F 69,50
60x60 rett.	0006711	F 47,90

▼
9 mm
▲



DOTS MULTIBLACK

60x120 rett.	0006704	F 56,90
90x90 rett.	0005829	F 58,50
90x90 lapp.	0005833	F 69,50
60x60 rett.	0006712	F 47,90

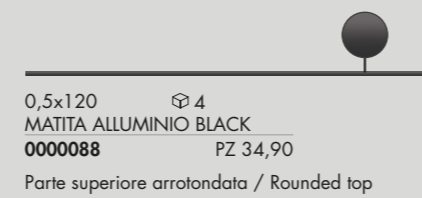
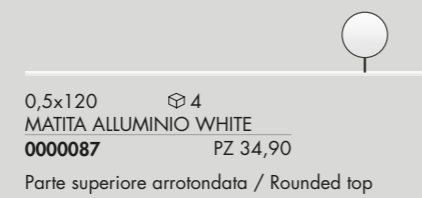
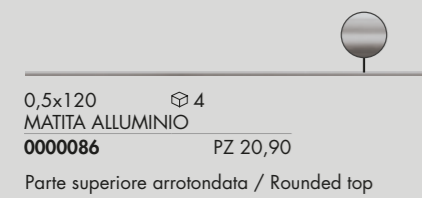
▼
9 mm
▲



BLEND

CONCRETE GREY COMBO

120x120 rett.	0006691	F 77,50
60x120 rett.	0006692	F 60,50



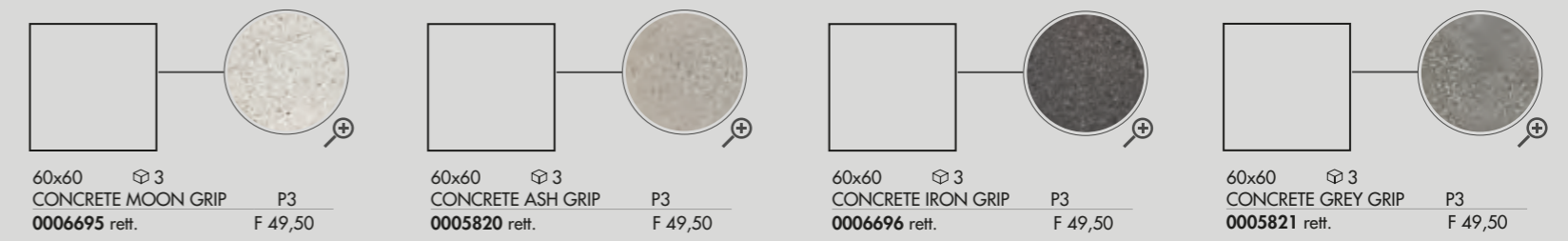
Articoli realizzati in alluminio per l'uso a parete, adatti a raccordare piastrelle di diverso spessore (9 mm / 7 mm).
Aluminium strip for use between wall tiles of different thicknesses (9 mm / 7 mm).




BLEND

CONTEMPORARY

OUTDOOR R11 9 mm



OUT.20 R11 20 mm

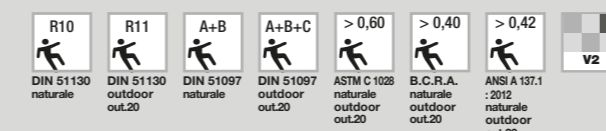


Per la serie completa vedi pag. 266
For the complete collection see page 266

PEZZI SPECIALI / SPECIAL TRIMS		9 mm								
			CONCRETE MOON	CONCRETE ASH	CONCRETE GREY	CONCRETE IRON	DOTS TAUPE	DOTS GREY	DOTS MULTIWHITE	DOTS MULTIBLACK
	BATTISCOPA rett. 5,5x60 PZ 7,90 \boxtimes 10		0006964	0006965	0006966	0006967	0006968	0006969	0006970	0006971
	BATTISCOPA rett. 5,5x120 PZ 10,90 \boxtimes 6		0006944	0006945	0006946	0006947	0006972	0006973	0006974	0006975
	GRADONE TOP rett. 32x120x4,5x2 PZ 172,90 \boxtimes 1		0006948	0006949	0006950	0006951	0006976	0006977	0006978	0006979
	ANGOLARE SX rett. 32x120x4,5x2 PZ 198,90 \boxtimes 1		0006952	0006953	0006954	0006955	0006980	0006981	0006982	0006983
	ANGOLARE DX rett. 32x120x4,5x2 PZ 198,90 \boxtimes 1		0006956	0006957	0006958	0006959	0006984	0006985	0006986	0006987
	GRADONE JOLLY rett. 40x120x20 PZ 172,90 \boxtimes 1		0006960	0006961	0006962	0006963	0006988	0006989	0006990	0006991

GRES PORCELLANATO TUTTA MASSA FULL BODY PORCELAIN

Classificazione secondo norme UNI EN 14411 (ISO 13006) Allegato G-Gruppo Bla UGL
Classification in accordance with UNI EN 14411 (ISO 13006) Annex G-Group Bla UGL




THE PERFECT COMBO

DALLA CONSULTAZIONE DELLA MATERIOTECA ABK, NASCE LA NUOVA SEZIONE DEDICATA AGLI ABBINAMENTI CHE VALORIZZANO LE SUPERFICI DELLE PRINCIPALI COLLEZIONI.

THE NEW SECTION EXPLORES THE DIFFERENT WAYS IN WHICH ABK MATERIALS CAN BE COORDINATED TO ENHANCE THE SURFACES OF THE MAIN COLLECTIONS.

	ECO CHIC	SENSI GEMS	CROSSROAD CHALK	CROSSROAD WOOD	INTERNO 9
CONCRETE MOON	AVANA	TITANIUM BLACK	GREY	TAN	SILVER
CONCRETE ASH	NATURALE	TITANIUM BLACK	GREY	GREY	DARK
CONCRETE IRON	NATURALE	ICEBERG	SAND	TAN	RUST
CONCRETE GREY	AVANA	CRYSTAL	COAL	AMBER	PEARL
DOTS GREY	AVANA	ICEBERG	GREY	GREY	PEARL
DOTS TAUPE	BROWN	TAJ MAHAL	SAND	TAN	PEARL
DOTS MULTIWHITE	NATURALE		SAND	AMBER	RUST
DOTS MULTIBLACK	NATURALE		COAL	COAL	RUST

CHROME



120x270

0007193 CHROME WHITE SOFT rett. F 113,50
0007211 CHROME WHITE LUX rett. F 130,90



120x270

0007194 CHROME BLACK SOFT rett. F 113,50



GHOST

NATURALE



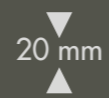
120x270



90x90
120x120
60x120
30x120
60x60
30x60




11,5x23




90x90 R11


CONTEMPORARY



IVORY




GREY




ROPE




CLAY




SAGE



JADE



TAUPE





GHOST

floor
GHOST GREY 60x120

table top
SENSI UP INVISIBLE PEARL LUX 12MM



wall
GHOST OASIS 60x120
GHOST BOISERIE GREY/IVORY 60x120

floor
NEST TAUPE 20x120

GHOST

IVORY

* 120x270 rett.	0004271	F 98,50
120x120 rett.	0003815	F 71,50
60x120 rett.	0004363	F 54,50
30x120 rett.	0004368	F 54,50
90x90 rett.	0005054	F 55,90
60x60 rett.	0004382	F 45,90
30x60 rett.	0004385	F 42,50

6 mm

9 mm



120x120

GREY

* 120x270 rett.	0004273	F 98,50
120x120 rett.	0003817	F 71,50
60x120 rett.	0004365	F 54,50
30x120 rett.	0004370	F 54,50
90x90 rett.	0005056	F 55,90
60x60 rett.	0004384	F 45,90
30x60 rett.	0004387	F 42,50

6 mm

9 mm



120x120

* Fino ad esaurimento scorte l' art. verrà consegnato a spessore 7 mm. The item will be delivered 7 mm thick until stocks are exhausted.

GHOST

CONTEMPORARY

ROPE

* 120x270 rett.	0004272	F 98,50
120x120 rett.	0003816	F 71,50
60x120 rett.	0004364	F 54,50
30x120 rett.	0004369	F 54,50
90x90 rett.	0005055	F 55,90
60x60 rett.	0004383	F 45,90
30x60 rett.	0004386	F 42,50

6 mm

9 mm



120x120

* Fino ad esaurimento scorte l' art. verrà consegnato a spessore 7 mm. The item will be delivered 7 mm thick until stocks are exhausted.

CLAY

60x120 rett.	0005067	F 54,50
60x60 rett.	0005087	F 45,90
30x60 rett.	0005091	F 42,50

9 mm



60x120

SAGE

60x120 rett.	0004367	F 54,50
60x60 rett.	0005086	F 45,90
30x60 rett.	0005090	F 42,50

9 mm




60x120

JADE

60x120 rett.	0005068	F 54,50
60x60 rett.	0005088	F 45,90
30x60 rett.	0005092	F 42,50

9 mm



60x120

TAUPE

60x120 rett.	0004366	F 54,50
60x60 rett.	0005085	F 45,90
30x60 rett.	0005089	F 42,50

9 mm



60x120

REVEAL IVORY

11,5x23 nat.	0005143	F 69,90
--------------	----------------	---------

8,5 mm



REVEAL ROPE

11,5x23 nat.	0005144	F 69,90
--------------	----------------	---------


8,5 mm



REVEAL GREY

11,5x23 nat.	0005145	F 69,90
--------------	----------------	---------

8,5 mm



0,5x120  4
MATITA ALLUMINIO
0000086 PZ 20,90

Parte superiore arrotondata / Rounded top

0,5x120  4
MATITA ALLUMINIO RAME
0000556 PZ 34,90


Parte superiore piatta / Flat top

0,5x120  4
MATITA ALLUMINIO WHITE
0000087 PZ 34,90

Parte superiore arrotondata / Rounded top

0,5x120  4
MATITA ALLUMINIO BRONZO
0000557 PZ 34,90

Parte superiore piatta / Flat top

0,5x120  4
MATITA ALLUMINIO BLACK
0000088 PZ 34,90

Parte superiore arrotondata / Rounded top

Articoli realizzati in alluminio per l'uso a parete, adatti a
raccordare piastrelle di diverso spessore (9 mm / 7 mm).
Aluminium strip for use between wall tiles of different
thicknesses (9 mm / 7 mm).

BOISERIE IVORY



* 120x270 rett. **0004277** F 111,90 **6 mm**

BOISERIE GREY




* 120x270 rett. **0004279** F 111,90 **6 mm**

BOISERIE ROPE



* 120x270 rett. **0004278** F 111,90 **6 mm**

BOISERIE ROPE/IVORY




60x120 rett. **0004772** F 57,90 **9 mm**

BOISERIE GREY/IVORY



60x120 rett. **0004773** F 57,90 **9 mm**

OASIS



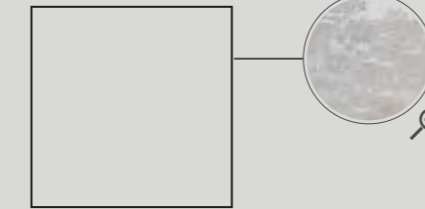
** 60x120 rett. **0004903** F 57,90 **9 mm**

* Fino ad esaurimento scorte l'art. verrà consegnato a spessore 7 mm. The item will be delivered 7 mm thick until stocks are exhausted.

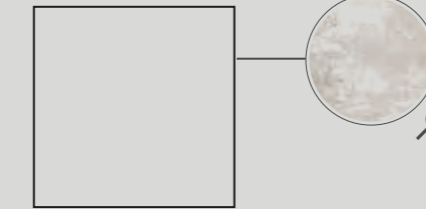
** La non perfetta continuità di linee, rilievi o motivi grafici tra piastrelle adiacenti è naturale conseguenza del processo produttivo, pertanto non costituisce un vizio del prodotto. Any variations in graphic designs or textures between adjacent tiles are a natural consequence of the manufacturing process and do not constitute a product defect.

OUT.20

R11 **20 mm**



90x90 **GREY 20 rett** **0004587** **F 88,50**



90x90 **ROPE 20 rett** **0004588** **F 88,50**

Per la serie completa vedi pag. 267
For the complete collection see page 267

DECORI / DECORATIVE

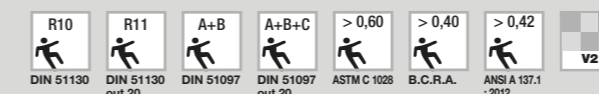
	IVORY	GREY	ROPE	CLAY	SAGE	JADE	TAUPE
MOS. QUADRETTI rett. 30x30 F 101,90 6	0004904	0004906	0004905	0005079	0004908	0005080	0004907

PEZZI SPECIALI / SPECIAL TRIMS

	IVORY	GREY	ROPE	CLAY	SAGE	JADE	TAUPE
BATTISCOPA rett. 5,5x120 PZ 10,90 6	0004774	0004784	0004783	0005069	0004786	0005070	0004785
GRADONE TOP rett. 32x120x4,5x2 PZ 172,90 1	0004787	0004789	0004788	0005071	0004791	0005072	0004790
ANGOLARE TOP SX 32x120x4,5x2 PZ 198,90 1	0004792	0004794	0004793	0005073	0004796	0005074	0004795
ANGOLARE TOP DX 32x120x4,5x2 PZ 198,90 1	0004797	0004799	0004798	0005075	0004801	0005076	0004800
GRADONE JOLLY 40x120x20 PZ 172,90 1	0004802	0004804	0004803	0005077	0004806	0005078	0004805

LASTRE IN GRES PORCELLANATO A MASSA COLORATA FULL BODY COLORED PORCELAIN SLABS

Classificazione secondo norme UNI EN 14411 (ISO 13006) Allegato G-Gruppo B1a GL
Classification in accordance with UNI EN 14411 (ISO 13006) Annex G-Group B1a GL




THE PERFECT COMBO

DALLA CONSULTAZIONE DELLA MATERIOTECA ABK, NASCE LA NUOVA SEZIONE DEDICATA AGLI ABBINAMENTI CHE VALORIZZANO LE SUPERFICI DELLE PRINCIPALI COLLEZIONI.

THE NEW SECTION EXPLORES THE DIFFERENT WAYS IN WHICH ABK MATERIALS CAN BE COORDINATED TO ENHANCE THE SURFACES OF THE MAIN COLLECTIONS.

	NATIVE	NEST	LAB325	INTERNO 9	CROSSROAD WOOD
IVORY	FOG	BEIGE	PEARL	SILVER	SAND
GREY	ASH	TAUPE	ASH	SILVER	GREY
ROPE	RED	TAUPE	TAUPE	RUST	TAN
CLAY	RED	OAK	PEARL	RUST	TAN
SAGE	FOREST	OAK	PEPPER	RUST	TAN
JADE	ASH	TAUPE	ASH	RUST	SAND
TAUPE	ASH	TAUPE	PEARL	PEARL	TAN

CHROME



120x270
0007193 CHROME WHITE SOFT rett. F 113,50
0007211 CHROME WHITE LUX rett. F 130,90



120x270
0007194 CHROME BLACK SOFT rett. F 113,50



LAB325

NATURALE, GRIP R11

6 mm

160x320
120x270


9 mm

80x160
120x120
60x120
30x120
80x80
60x60
60x60 R11
20x40 R11

20 mm

60x120 R11

CONTEMPORARY



PEARL



ASH



TAUPE



PEPPER





LAB325

floor
LAB325 ASH 120x120



wall
LAB325 METAL ASH 120x270

top
INTERNO 9 RUST

floor
LAB325 BASE ASH 60x120

BASE PEARL

160x320 rett.	0005378	F 137,90
* 120x270 rett.	0003055	F 102,50
120x120 rett.	0003059	F 74,50
60x120 rett.	0002607	F 56,90
80x160 rett.	0003067	F 84,90
80x80 rett.	0003063	F 53,50
60x60 rett.	0002693	F 47,90

ABKSTONE

163,5x323 nat.	0005377	± 6 mm
163,5x323 nat.	0005322	± 12 mm
163,5x323 nat.	0006251	± 20 mm

6 mm

9 mm



BASE ASH

* 160x320 rett.	0003161	F 137,90
* 120x270 rett.	0003056	F 102,50
120x120 rett.	0003060	F 74,50
60x120 rett.	0002608	F 56,90
80x160 rett.	0003068	F 84,90
80x80 rett.	0003064	F 53,50
60x60 rett.	0002694	F 47,90

ABKSTONE

163,5x323 nat.	0003159	± 6 mm
163,5x323 nat.	0003781	± 12 mm
163,5x323 nat.	0006249	± 20 mm

6 mm

9 mm



* Fino ad esaurimento scorte l' art. verrà consegnato a spessore 7 mm. The item will be delivered 7 mm thick until stocks are exhausted.

BASE TAUPE

* 120x270 rett.	0002583	F 102,50
120x120 rett.	0002587	F 74,50
60x120 rett.	0002609	F 56,90
80x160 rett.	0002617	F 84,90
80x80 rett.	0002613	F 53,50
60x60 rett.	0002695	F 47,90

6 mm

9 mm



BASE PEPPER

* 160x320 rett.	0003162	F 137,90
* 120x270 rett.	0002584	F 102,50
120x120 rett.	0002588	F 74,50
60x120 rett.	0002610	F 56,90
80x160 rett.	0002618	F 84,90
80x80 rett.	0002614	F 53,50
60x60 rett.	0002696	F 47,90

ABKSTONE

163,5x323 nat.	0003160	± 6 mm
163,5x323 nat.	0005321	± 12 mm
163,5x323 nat.	0006250	± 20 mm

6 mm

9 mm



FORM PEARL

* 120x270 rett.	0002619	F 116,50	6 mm
120x120 rett.	0002623	F 77,50	9 mm
60x120 rett.	0002627	F 60,50	
30x120 rett.	0002631	F 60,50	



FORM ASH

* 120x270 rett.	0002620	F 116,50	6 mm
120x120 rett.	0002624	F 77,50	9 mm
60x120 rett.	0002628	F 60,50	
30x120 rett.	0002632	F 60,50	



METAL ASH

* 120x270 rett.	0002671	F 116,50	6 mm
120x120 rett.	0002673	F 77,50	9 mm
60x120 rett.	0002675	F 60,50	
30x120 rett.	0002677	F 60,50	



FORM PEPPER

* 120x270 rett.	0002622	F 116,50	6 mm
120x120 rett.	0002626	F 77,50	9 mm
60x120 rett.	0002630	F 60,50	
30x120 rett.	0002634	F 60,50	



FORM TAUPE

* 120x270 rett.	0002621	F 116,50	6 mm
120x120 rett.	0002625	F 77,50	9 mm
60x120 rett.	0002629	F 60,50	
30x120 rett.	0002633	F 60,50	

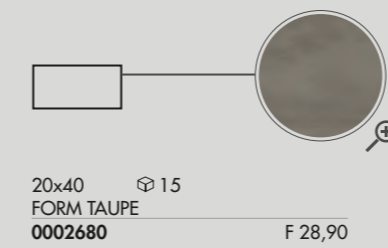
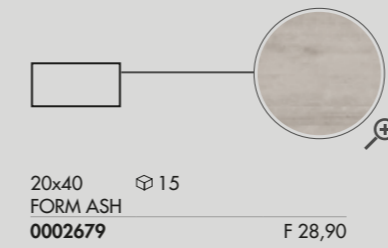


METAL TAUPE

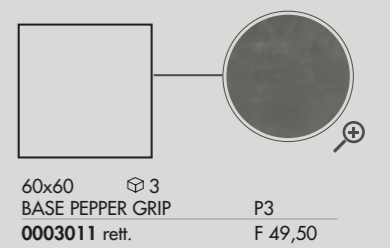
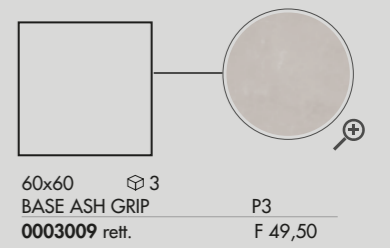
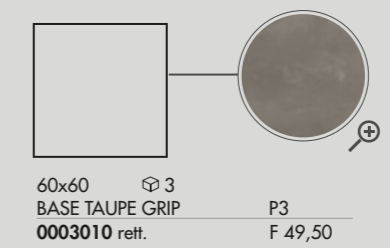
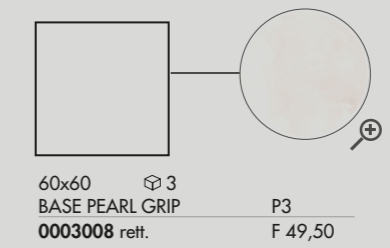
* 120x270 rett.	0002672	F 116,50	6 mm
120x120 rett.	0002674	F 77,50	9 mm
60x120 rett.	0002676	F 60,50	
30x120 rett.	0002678	F 60,50	



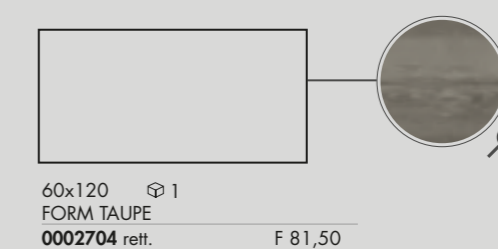
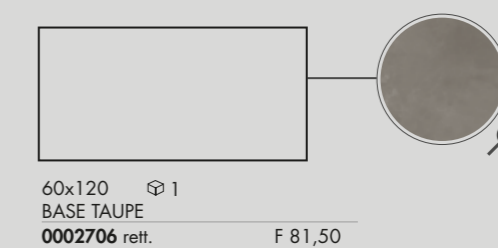
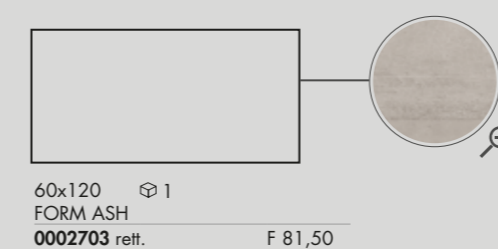
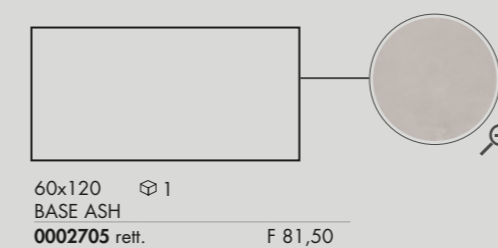
OUTDOOR R11 9 mm



OUTDOOR R11 9 mm




OUT.20 R11 20 mm




* Fino ad esaurimento scorte l' art. verrà consegnato a spessore 7 mm. The item will be delivered 7 mm thick until stocks are exhausted.


Per la serie completa vedi pag. 266
For the complete collection see page 266




0,5x120 \oplus 4
MATITA ALLUMINIO
0000086 PZ 20,90
Parte superiore arrotondata / Rounded top




0,5x120 \oplus 4
MATITA ALLUMINIO WHITE
0000087 PZ 34,90
Parte superiore arrotondata / Rounded top



0,5x120 \oplus 4
MATITA ALLUMINIO BLACK
0000088 PZ 34,90
Parte superiore arrotondata / Rounded top



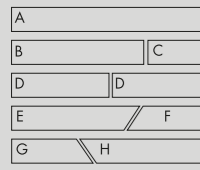
0,5x120 \oplus 4
MATITA ALLUMINIO RAME
0000556 PZ 34,90
Parte superiore piatta / Flat top





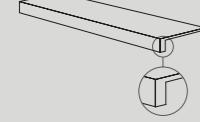




0,5x120 \oplus 4
MATITA ALLUMINIO BRONZO
0000557 PZ 34,90
Parte superiore piatta / Flat top

Articoli realizzati in alluminio per l'uso a parete, adatti a raccordare piastrelle di diverso spessore (9 mm / 7 mm).
Aluminium strip for use between wall tiles of different thicknesses (9 mm / 7 mm).

DECORI / DECORATIVE







	BASE PEARL	BASE ASH	BASE TAUPE	BASE PEPPER
 <p>SLIM PACK mix sizes rett. F 101,90 Pcs/box: A 7,5x60 \oplus 4 B 7,5x40 \oplus 4 C 7,5x20 \oplus 4 D 7,5x30 \oplus 4 E 7,5x40 Diagonale Sx \oplus 1 F 7,5x20 Diagonale Dx \oplus 1 G 7,5x20 Diagonale Sx \oplus 1 H 7,5x40 Diagonale Dx \oplus 1 1 \oplus = 0,54 mq</p>	0002885	0002886	0002887	0002888

PEZZI SPECIALI / SPECIAL TRIMS

	BASE PEARL	BASE ASH	BASE TAUPE	BASE PEPPER
 <p>BATTISCOPA 5,5x60 PZ 7,90 \oplus 10</p>	0002889	0002890	0002891	0002892
 <p>BATTISCOPA 5,5x80 PZ 8,90 \oplus 8</p>	0003075	0003076	0002681	0002682
 <p>GRADONE TOP rett. 32x120x4,5x2 PZ 172,90 \oplus 1</p>	0003077	0003078	0002683	0002684
 <p>ANGOLARE TOP SX 32x120x4,5x2 PZ 198,90 \oplus 1</p>	0003079	0003080	0002685	0002686
 <p>ANGOLARE TOP DX 32x120x4,5x2 PZ 198,90 \oplus 1</p>	0003081	0003082	0002687	0002688
 <p>GRADONE JOLLY 40x120x20 PZ 172,90 \oplus 1</p>	0004561	0004562	0004563	0004564
 <p>ELEMENTO L MONOL. 15x30x5 PZ 14,90 \oplus 8 R11</p>	-	FORM ASH	FORM TAUPE	-

GRES PORCELLANATO TUTTA MASSA FULL BODY PORCELAIN

Classificazione secondo norme UNI EN 14411 (ISO 13006) Allegato G-Gruppo BIa UGL
Classification in accordance with UNI EN 14411 (ISO 13006) Annex G-Group BIa UGL


 R10	 R11	 A+B	 A+B+C	>0,60 icon" data-bbox="110 890 125 915"/> >0,60	>0,40 icon" data-bbox="130 890 145 915"/> >0,40	>0,42 icon" data-bbox="150 890 165 915"/> >0,42	 P3	 V2
DIN 51130 base form metal	DIN 51130 grip form metal	DIN 51097 base form metal	DIN 51097 grip form metal	ASTM C 1028 base form metal	B.C.R.A. base form metal	ANSI A 137.1 : 2012 base form metal	AS/NZS 4586 60x60 grip	

THE PERFECT COMBO

DALLA CONSULTAZIONE DELLA MATERIOTECA ABK, NASCE LA NUOVA SEZIONE DEDICATA AGLI ABBINAMENTI CHE VALORIZZANO LE SUPERFICI DELLE PRINCIPALI COLLEZIONI.

THE NEW SECTION EXPLORES THE DIFFERENT WAYS IN WHICH ABK MATERIALS CAN BE COORDINATED TO ENHANCE THE SURFACES OF THE MAIN COLLECTIONS.

	INTERNO 9	GENT	SENSI / SENS UP	CROSSROAD WOOD	NATIVE	NEST
BASE PEARL	DARK	DARK	GRAND ANTIQUE	COAL	FOG	TAUPE
BASE ASH	RUST	DARK	STATUARIO APUANO	TAN	FOG	BLUE
BASE TAUPE	RUST	ASH	CALACATTA GOLD	TAN	ASH	BEIGE
BASE PEPPER	SILVER	ASH	STATUARIO ULTRA	AMBER	RED	TAUPE
CHROME						
120x270 0007193 CHROME WHITE SOFT 0007211 CHROME WHITE LUX						
				120x270 0007194 CHROME BLACK SOFT		
					rett. F 113,50	rett. F 113,50
					rett. F 130,90	



CROSSROAD CHALK

NATURALE

6 mm

160x320

7 mm

120x240

120x120


60x120

9 mm


80x160

80x80


CONTEMPORARY



WHITE




SAND




GREY



SMOKE



COAL





CROSSROAD CHALK

floor
CHALK SMOKE 120x120



wall
CHALK 160x320 GREY

floor
CHALK 80x160 GREY

CROSSROAD CHALK

WHITE

120x240 rett.	0000514	F 98,50
120x120 rett.	0000520	F 71,50
60x120 rett.	0001207	F 54,50
* 80x160 rett.	0000502	F 81,50
* 80x80 rett.	0000508	F 50,90

▼
7 mm
▲

▼
9 mm
▲



SAND

* 160x320 rett.	0000491	F 132,50
120x240 rett.	0000515	F 98,50
120x120 rett.	0000521	F 71,50
60x120 rett.	0001208	F 54,50
* 80x160 rett.	0000503	F 81,50
* 80x80 rett.	0000509	F 50,90

▼
6 mm
▲

▼
7 mm
▲

▼
9 mm
▲



* Fino ad esaurimento scorte l' art. verrà consegnato a spessore 7 mm. The item will be delivered 7 mm thick until stocks are exhausted.

CROSSROAD CHALK

CONTEMPORARY

GREY

* 160x320 rett.	0000493	F 132,50
120x240 rett.	0000517	F 98,50
120x120 rett.	0000523	F 71,50
60x120 rett.	0001210	F 54,50
* 80x160 rett.	0000505	F 81,50
* 80x80 rett.	0000511	F 50,90

▼
6 mm
▲

▼
7 mm
▲

▼
9 mm
▲




SMOKE

120x240 rett.	0000516	F 98,50
120x120 rett.	0000522	F 71,50
60x120 rett.	0001209	F 54,50
* 80x160 rett.	0000504	F 81,50
* 80x80 rett.	0000510	F 50,90

▼
7 mm
▲

▼
9 mm
▲

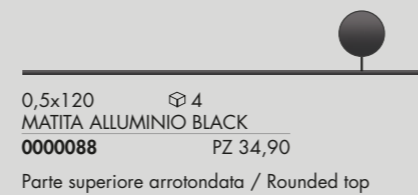
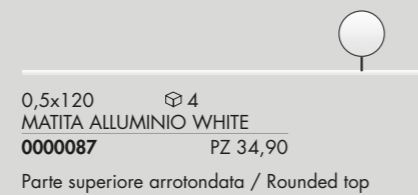
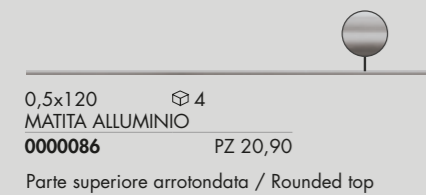



CROSSROAD CHALK

COAL

* 160x320 rett.	0000494	F 132,50
120x240 rett.	0000518	F 98,50
120x120 rett.	0000524	F 71,50
60x120 rett.	0001211	F 54,50
* 80x160 rett.	0000506	F 81,50
* 80x80 rett.	0000512	F 50,90

* Fino ad esaurimento scorte l' art. verrà consegnato a spessore 7 mm. The item will be delivered 7 mm thick until stocks are exhausted.



Articoli realizzati in alluminio per l'uso a parete, adatti a raccordare piastrelle di diverso spessore (9 mm / 7 mm).
Aluminium strip for use between wall tiles of different thicknesses (9 mm / 7 mm).

CROSSROAD CHALK

CONTEMPORARY

DECORI / DECORATIVE			WHITE	SAND	GREY	SMOKE	COAL
	MOS GEM 30x34 rett. F 209,90 \boxtimes 5	7 mm	0000578	0000579	0000581	0000580	0000582
	TRAPEZIO 60x30x30 rett. F 172,90 \boxtimes 4 = 0,46 MQ	7 mm	0000526	0000527	0000529	0000528	0000530
	ROMBO 30 30x30 rett. F 172,90 \boxtimes 7 = 0,54 MQ	7 mm	0000532	0000533	0000535	0000534	0000536

PEZZI SPECIALI / SPECIAL TRIMS			WHITE	SAND	GREY	SMOKE	COAL
	* BATTISCOPIA 5,5x80 PZ 8,90 \boxtimes 8	9 mm	0001212	0001213	0001215	0001214	0001216
	GRADONE TOP rett. 32x120x4,5x1,5 PZ 172,90 \boxtimes 1	7 mm	0001217	0001218	0001220	0001219	0001221
	ANGOLARE TOP SX 32x120x4,5x1,5 PZ 198,90 \boxtimes 1	7 mm	0001222	0001223	0001225	0001224	0001226
	ANGOLARE TOP DX 32x120x4,5x1,5 PZ 198,90 \boxtimes 1		0001227	0001228	0001230	0001229	0001231
	GRADONE JOLLY 40x120x20 PZ 172,90 \boxtimes 1	7 mm	0004565	0004566	0004568	0004567	0004569

* Fino ad esaurimento scorte l' art. verrà consegnato a spessore 7 mm. The item will be delivered 7 mm thick until stocks are exhausted.

LASTRE IN GRES PORCELLANATO PORCELAIN SLABS

Classificazione secondo norme UNI EN 14411 (ISO 13006) Allegato G-Gruppo Bla
Classification in accordance with UNI EN 14411 (ISO 13006) Annex G-Group Bla



TRAPEZIO / ROMBO SCHEMI DI POSA - INSTALLATION PATTERNS

<p>01 / MONOCOLORE</p> <p>TRAPEZIO col.1 ■ 75 % ROMBO col.2 ■ 25 %</p>	<p>01.1 / 2 COLORI</p> <p>TRAPEZIO col.1 ■ 75 % ROMBO col.2 ■ 25 %</p>	<p>01.2 / 3 COLORI</p> <p>TRAPEZIO col.1 ■ 37,5 % ROMBO col.2 ■ 25 % TRAPEZIO col.3 ■ 37,5 %</p>	<p>01.3 / 3 COLORI</p> <p>TRAPEZIO col.1 ■ 37,5 % ROMBO col.2 ■ 25 % TRAPEZIO col.3 ■ 37,5 %</p>	<p>02 / MONOCOLORE</p> <p>TRAPEZIO col.1 ■ 100 %</p>	<p>02.1 / 2 COLORI</p> <p>TRAPEZIO col.1 ■ 50 % TRAPEZIO col.2 ■ 50 %</p>
<p>03 / MONOCOLORE</p> <p>TRAPEZIO col.1 ■ 100 %</p>	<p>03.1 / 3 COLORI</p> <p>TRAPEZIO col.1 ■ 33,3 % TRAPEZIO col.2 ■ 33,3 % TRAPEZIO col.3 ■ 33,3 %</p>	<p>03.2 / 3 COLORI</p> <p>TRAPEZIO col.1 ■ 33,3 % TRAPEZIO col.2 ■ 33,3 % TRAPEZIO col.3 ■ 33,3 %</p>	<p>04 / MONOCOLORE</p> <p>TRAPEZIO col.1 ■ 100 %</p>	<p>04.1 / 2 COLORI</p> <p>TRAPEZIO col.1 ■ 25 % TRAPEZIO col.2 ■ 75 %</p>	<p>04.2 / 3 COLORI</p> <p>TRAPEZIO col.1 ■ 37,5 % TRAPEZIO col.2 ■ 25 % TRAPEZIO col.3 ■ 37,5 %</p>
<p>05 / 2 COLORI</p> <p>TRAPEZIO col.1 ■ 50 % TRAPEZIO col.2 ■ 50 %</p>	<p>05.1 / 3 COLORI</p> <p>TRAPEZIO col.1 ■ 25 % TRAPEZIO col.2 ■ 50 % TRAPEZIO col.3 ■ 25 %</p>				
<p>06 / MONOCOLORE</p> <p>TRAPEZIO col.1 ■ 100 %</p>	<p>06.1 / 2 COLORI</p> <p>TRAPEZIO col.1 ■ 50 % TRAPEZIO col.2 ■ 50 %</p>	<p>06.2 / 3 COLORI</p> <p>TRAPEZIO col.1 ■ 33,3 % TRAPEZIO col.2 ■ 33,3 % TRAPEZIO col.3 ■ 33,3 %</p>	<p>07 / MONOCOLORE</p> <p>ROMBO col.1 ■ 100 %</p>	<p>07.1 / 3 COLORI</p> <p>ROMBO col.1 ■ 33,3 % ROMBO col.2 ■ 33,3 % ROMBO col.3 ■ 33,3 %</p>	<p>07.2 / 3 COLORI</p> <p>ROMBO col.1 ■ 33,3 % ROMBO col.2 ■ 33,3 % ROMBO col.3 ■ 33,3 %</p>
<p>08 / MONOCOLORE</p> <p>ROMBO col.1 ■ 100 %</p>	<p>08.1 / 2 COLORI</p> <p>ROMBO col.1 ■ 50 % ROMBO col.2 ■ 50 %</p>	<p>08.2 / 2 COLORI</p> <p>ROMBO col.1 ■ 50 % ROMBO col.2 ■ 50 %</p>	<p>09 / MONOCOLORE</p> <p>ROMBO col.1 ■ 100 %</p>	<p>09.1 / 2 COLORI</p> <p>ROMBO col.1 ■ 50 % ROMBO col.2 ■ 50 %</p>	

THE PERFECT COMBO

DALLA CONSULTAZIONE DELLA MATERIOTECA ABK, NASCE LA NUOVA SEZIONE DEDICATA AGLI ABBINAMENTI CHE VALORIZZANO LE SUPERFICI DELLE PRINCIPALI COLLEZIONI.

THE NEW SECTION EXPLORES THE DIFFERENT WAYS IN WHICH ABK MATERIALS CAN BE COORDINATED TO ENHANCE THE SURFACES OF THE MAIN COLLECTIONS.

	INTERNO 9	GENT	SENSI / SENSI UP	CROSSROAD WOOD	NATIVE	NEST
WHITE	SILVER	ROPE	PIETRA GREY	WHITE	FOREST	BEIGE
SAND	DARK	ROPE	CALACATTA GOLD	SAND	RED	OAK
GREY	PEARL	ASH	STATUARIO ULTRA	GREY	FOG	BLUE
SMOKE	RUST	ASH	STATUARIO APUANO	TAN	ASH	BLUE
COAL	SILVER	ROPE	GRAND ANTIQUE	COAL	ASH	TAUPE



INTERNO 9 WIDE

NATURALE

6 mm

160x320

7 mm

120x240


120x120

9 mm


80x160

80x80


CONTEMPORARY



RUST




DARK



SILVER



PEARL



INTERNO 9 WIDE

CONTEMPORARY

RUST

* 160x320 rett.	0000299	F 132,50
-----------------	----------------	----------

120x240 rett.	0000311	F 98,50
---------------	----------------	---------

120x120 rett.	0000314	F 71,50
---------------	----------------	---------

* 80x160 rett.	0000305	F 81,50
----------------	----------------	---------

* 80x80 rett.	0000308	F 50,90
---------------	----------------	---------

ABKSTONE

163,5x323 nat.	0000296	± 6 mm
163,5x323 nat.	0003779	± 12 mm

▼
6 mm
▲

▼
7 mm
▲

▼
9 mm
▲



DARK

* 160x320 rett.	0000300	F 132,50
-----------------	----------------	----------

120x240 rett.	0000312	F 98,50
---------------	----------------	---------

120x120 rett.	0000315	F 71,50
---------------	----------------	---------

* 80x160 rett.	0000306	F 81,50
----------------	----------------	---------

* 80x80 rett.	0000309	F 50,90
---------------	----------------	---------

ABKSTONE

163,5x323 nat.	0000297	± 6 mm
163,5x323 nat.	0005319	± 12 mm

▼
6 mm
▲

▼
7 mm
▲

▼
9 mm
▲



* Fino ad esaurimento scorte l' art. verrà consegnato a spessore 7 mm. The item will be delivered 7 mm thick until stocks are exhausted.

INTERNO 9 WIDE

SILVER

* 160x320 rett.	0000301	F 132,50
-----------------	----------------	----------

120x240 rett.	0000313	F 98,50
---------------	----------------	---------

120x120 rett.	0000316	F 71,50
---------------	----------------	---------

* 80x160 rett.	0000307	F 81,50
----------------	----------------	---------

* 80x80 rett.	0000310	F 50,90
---------------	----------------	---------

ABKSTONE

163,5x323 nat.	0000298	± 6 mm
163,5x323 nat.	0005320	± 12 mm

▼
6 mm
▲

▼
7 mm
▲

▼
9 mm
▲



PEARL

120x240 rett.	0000629	F 98,50
---------------	----------------	---------

120x120 rett.	0000630	F 71,50
---------------	----------------	---------

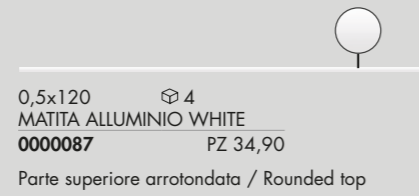
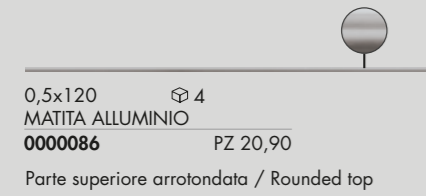
* 80x160 rett.	0000627	F 81,50
----------------	----------------	---------

* 80x80 rett.	0000628	F 50,90
---------------	----------------	---------

▼
7 mm
▲

▼
9 mm
▲





Articoli realizzati in alluminio per l'uso a parete, adatti a raccordare piastrelle di diverso spessore (9 mm / 7 mm).
Aluminium strip for use between wall tiles of different thicknesses (9 mm / 7 mm).

DECORI / DECORATIVE

			RUST	DARK	SILVER	PEARL
	MOS. VERSUS 30x29 F 252,90 \oplus 5	7 mm	0000961	0000962	0000963	0000964

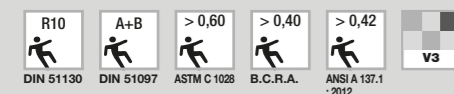
PEZZI SPECIALI / SPECIAL TRIMS

			RUST	DARK	SILVER	PEARL
	* BATTISCOPIA 5,5x80 PZ 8,90 \oplus 8	9 mm	0000720	0000721	0000722	0000723
	GRADONE TOP rett. 32x120x4,5x1,5 PZ 172,90 \oplus 1	7 mm	0000724	0000725	0000726	0000727
	ANGOLARE TOP SX 32x120x4,5x1,5 PZ 198,90 \oplus 1	7 mm	0000763	0000764	0000765	0000766
	ANGOLARE TOP DX 32x120x4,5x1,5 PZ 198,90 \oplus 1			0000767	0000768	0000769
	GRADONE JOLLY 40x120x20 PZ 172,90 \oplus 1	7 mm	0004570	0004571	0004572	00004573

* Fino ad esaurimento scorte l'art. verrà consegnato a spessore 7 mm. The item will be delivered 7 mm thick until stocks are exhausted.

LASTRE IN GRES PORCELLANATO A MASSA COLORATA FULL BODY COLORED PORCELAIN SLABS


Classificazione secondo norme UNI EN 14411 (ISO 13006) Allegato G-Gruppo BLa GL
Classification in accordance with UNI EN 14411 (ISO 13006) Annex G-Group BLa GL



THE PERFECT COMBO

DALLA CONSULTAZIONE DELLA MATERIOTECA ABK, NASCE LA NUOVA SEZIONE DEDICATA AGLI ABBINAMENTI CHE VALORIZZANO LE SUPERFICI DELLE PRINCIPALI COLLEZIONI.

THE NEW SECTION EXPLORES THE DIFFERENT WAYS IN WHICH ABK MATERIALS CAN BE COORDINATED TO ENHANCE THE SURFACES OF THE MAIN COLLECTIONS.



INTERNO 9

NATURALE, LAPPATO

9 mm

60x120


60x120 mix sizes

30x120


60x60

30x60


CONTEMPORARY




RUST



MUD




DUNE



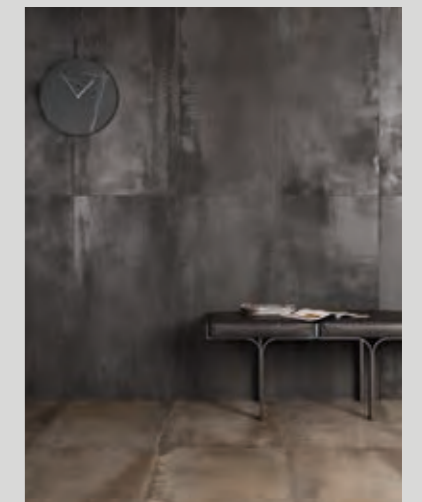
DARK



SILVER



PEARL



RUST

60x120 rett.	I9R34300	F 54,50
60x120 lapp. rett.	I9L34300	F 66,50
30x120 rett.	I9R57300	F 54,50
30x120 lapp. rett.	I9L57300	F 66,50
60x60 rett.	I9R01300	F 45,90
60x60 lapp. rett.	I9L01300	F 59,50
30x60 rett.	I9R03300	F 42,50



MUD

60x120 rett.	I9R34250	F 54,50
60x120 lapp. rett.	I9L34250	F 66,50
30x120 rett.	I9R57250	F 54,50
30x120 lapp. rett.	I9L57250	F 66,50
60x60 rett.	I9R01250	F 45,90
60x60 lapp. rett.	I9L01250	F 59,50
30x60 rett.	I9R03250	F 42,50



DUNE

60x120 rett.	I9R34100	F 54,50
60x120 lapp. rett.	I9L34100	F 66,50
30x120 rett.	I9R57100	F 54,50
30x120 lapp. rett.	I9L57100	F 66,50
60x60 rett.	I9R01100	F 45,90
60x60 lapp. rett.	I9L01100	F 59,50
30x60 rett.	I9R03100	F 42,50



DARK

60x120 rett.	I9R34200	F 54,50
60x120 lapp. rett.	I9L34200	F 66,50
30x120 rett.	I9R57200	F 54,50
30x120 lapp. rett.	I9L57200	F 66,50
60x60 rett.	I9R01200	F 45,90
60x60 lapp. rett.	I9L01200	F 59,50
30x60 rett.	I9R03200	F 42,50



INTERNO 9

SILVER

60x120 rett.	I9R34150	F 54,50
60x120 lapp. rett.	I9L34150	F 66,50
30x120 rett.	I9R57150	F 54,50
30x120 lapp. rett.	I9L57150	F 66,50
60x60 rett.	I9R01150	F 45,90
60x60 lapp. rett.	I9L01150	F 59,50
30x60 rett.	I9R03150	F 42,50

9 mm



PEARL

60x120 rett.	I9R34050	F 54,50
60x120 lapp. rett.	I9L34050	F 66,50
30x120 rett.	I9R57050	F 54,50
30x120 lapp. rett.	I9L57050	F 66,50
60x60 rett.	I9R01050	F 45,90
60x60 lapp. rett.	I9L01050	F 59,50
30x60 rett.	I9R03050	F 42,50

9 mm



INTERNO 9

CONTEMPORARY

DUO COLD

60x60 rett.	I9R01160	F 67,90
-------------	-----------------	---------

9 mm



DUO HOT

60x60 rett.	I9R01260	F 67,90
-------------	-----------------	---------

9 mm



DECORI DA RIVESTIMENTO - WALL DECORS



DECORI DA RIVESTIMENTO E DA PAVIMENTO
WALL AND FLOOR DECORS



5x30 4
* FASCIA ESSENZE MIX
I9R03053 PZ 21,90
(Legno - Wood)




4x30 4
* FASCIA ARDESIA GRIGIO
RER09204 rett. PZ 20,90
(Pietra naturale - Natural stone)




4x30 4
* FASCIA ARDESIA BRONZO
RER09054 rett. PZ 20,90
(Pietra naturale - Natural stone)

* Art. realizzati con materiali naturali:
vedi indicazioni per posa e pulizia a pag. 334 dell' area tecnica.
* Items produced with natural materials:
check the technical area at page 334.



30x120 2
FASCIA RAKU DARK MIX 2
I9R57051 (prezzo al pz) PZ 149,90
(Metalli preziosi - Precious metals)



30x120 2
FASCIA RAKU LIGHT MIX 2
I9R57052 (prezzo al pz) PZ 149,90
(Metalli preziosi - Precious metals)




19,5x8,5 4
LOSANGA RAKU MIX
I9R03052 PZ 25,90



0,5x120 4
MATITA ALLUMINIO
0000086 PZ 20,90

Parte superiore arrotondata / Rounded top



0,5x120 4
MATITA ALLUMINIO WHITE
0000087 PZ 34,90

Parte superiore arrotondata / Rounded top



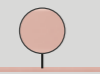
0,5x120 4
MATITA ALLUMINIO BLACK
0000088 PZ 34,90

Parte superiore arrotondata / Rounded top



0,5x120 4
MATITA ALLUMINIO RAME
0000556 PZ 34,90

Parte superiore piatta / Flat top



0,5x120 4
MATITA ALLUMINIO BRONZO
0000557 PZ 34,90

Parte superiore piatta / Flat top



Articoli realizzati in alluminio per l'uso a parete, adatti a
raccordare piastrelle di diverso spessore (9 mm / 7 mm).
Aluminium strip for use between wall tiles of different
thicknesses (9 mm / 7 mm).

DECORI / DECORATIVE

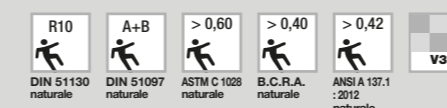
		RUST	MUD	DUNE	DARK	SILVER	PEARL
	MOS, LOSANGA rett. 30x60 F 119,90 4	I9R03301	I9R03251	I9R03101	I9R03201	I9R03151	I9R03051
	MOS, QUADRETTI rett. 30x30 F 101,90 6	I9R09301	I9R09251	I9R09101	I9R09201	I9R09151	I9R09051
	MIX SIZES 60x120 F 98,50 2 Pcs box: 30x120 2 20x120 2 10x120 2	I9R34310	I9R34260	I9R34110	I9R34210	I9R34160	I9R34060

PEZZI SPECIALI / SPECIAL TRIMS

		RUST	MUD	DUNE	DARK	SILVER	PEARL
	BATTISCOPA rett. 5,5x60 PZ 7,90 10	I9R01302	I9R01252	I9R01102	I9R01202	I9R01152	I9R01052
	GRADONE TOP rett. 32x120x4,5x2 PZ 172,90 1	I9R34301	I9R34251	I9R34101	I9R34201	I9R34151	I9R34051
	ANGOLARE TOP SX 32x120x4,5x2 PZ 198,90 1	I9R34302	I9R34252	I9R34102	I9R34202	I9R34152	I9R34052
	ANGOLARE TOP DX 32x120x4,5x2 PZ 198,90 1	I9R34303	I9R34253	I9R34103	I9R34203	I9R34153	I9R34053

GRES PORCELLANATO A MASSA COLORATA FULL BODY COLORED PORCELAIN

Classificazione secondo norme UNI EN 14411 (ISO 13006) Allegato G-Gruppo Bla GL
Classification in accordance with UNI EN 14411 (ISO 13006) Annex G-Group Bla GL



DOWNTOWN

NATURALE, WALK R11

10 mm

80x80

9 mm

40x80


20x80

60x60


30x60

30x60 R11

CONTEMPORARY



IVORY



ECRU






EARTH



ASH



GRAPHITE



DOWNTOWN

IVORY

80x80 rett.	DWR52050	F 50,90
40x80 rett.	DWR51050	F 50,90
20x80 rett.	DWR4905B	F 40,90
60x60 rett.	DWR01050	F 45,90
30x60 rett.	DWR03050	F 42,50

▼
10 mm
▲

▼
9 mm
▲



ECRU

40x80 rett.	DWR51000	F 50,90
60x60 rett.	DWR01100	F 45,90
30x60 rett.	DWR03100	F 42,50

▼
9 mm
▲



DOWNTOWN

CONTEMPORARY

EARTH

40x80 rett.	DWR51150	F 50,90
60x60 rett.	DWR01150	F 45,90
30x60 rett.	DWR03150	F 42,50

▼
9 mm
▲



ASH

80x80 rett.	DWR52200	F 50,90
40x80 rett.	DWR51200	F 50,90
20x80 rett.	DWR4920B	F 40,90
60x60 rett.	DWR01200	F 45,90
30x60 rett.	DWR03200	F 42,50

▼
10 mm
▲

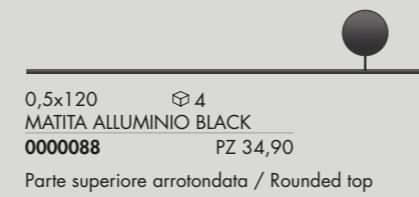
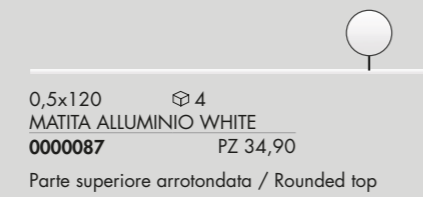
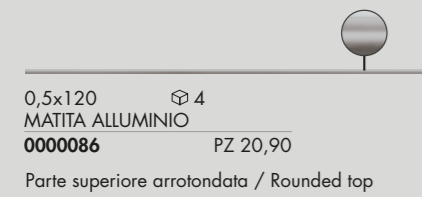

▼
9 mm
▲



DOWNTOWN

GRAPHITE

80x80 rett.	DWR52250	F 50,90
40x80 rett.	DWR51250	F 50,90
20x80 rett.	DWR4925B	F 40,90
60x60 rett.	DWR01250	F 45,90
30x60 rett.	DWR03250	42,50




Articoli realizzati in alluminio per l'uso a parete, adatti a raccordare piastrelle di diverso spessore (9 mm / 7 mm).
 Aluminium strip for use between wall tiles of different thicknesses (9 mm / 7 mm).

DOWNTOWN

CONTEMPORARY


IVORY RANDOM

60x60 rett.	DWR01060	F 67,90
30x60 rett.	DWR03060	F 71,50
5x60 list. rett.	DWR01061	PZ 5,90



ECRU RANDOM

60x60 rett.	DWR01110	F 67,90
30x60 rett.	DWR03110	F 71,50
5x60 list. rett.	DWR01111	PZ 5,90



DOWNTOWN



30x40 4
MOSAICO BRICK IVORY/ASH
DWR51051 rett. PZ 21,90

(Miscelazione colori casuale - Random mixing colours)




30x40 4
MOSAICO BRICK ECRU/EARTH
DWR51001 rett. PZ 21,90

(Miscelazione colori casuale - Random mixing colours)



5x80 4
LIST. SOLERAS ANTRACITE
S1R49155 rett. PZ 6,90



5x80 4
LIST. SOLERAS AVANA
S1R49255 rett. PZ 6,90




30x60 2
DEC. ONE WAY ARROW ASH
DWR03201 rett. PZ 44,90




30x60 2
DEC. ONE WAY ARROW GRAPHITE
DWR03251 rett. PZ 44,90



30x60 2
DEC. ONE WAY LINE ASH
DWR03202 rett. PZ 44,90




30x60 2
DEC. ONE WAY LINE GRAPHITE
DWR03252 rett. PZ 44,90




1,5x60 4
MATITA METAL (alluminio - aluminium)
DWR01001 rett. PZ 15,90



1,5x30 4
FASCIA VETRO PLATINO
R1R03207 rett. PZ 22,90



1,5x80 3
MATITA METAL (alluminio - aluminium)
DKR51051 rett. PZ 19,90



1,5x30 4
FASCIA VETRO ORO
R1R03106 rett. PZ 22,90




2x80 3
LISTELLO FOGLIA ARGENTO (Vetro - Glass)
FSR51210 rett. PZ 39,90



1,5x30 4
FASCIA VETRO BRONZO
R1R03157 rett. PZ 22,90

(Vetro e metalli preziosi - Glass and precious metals)



2x80 3
LISTELLO FOGLIA ORO (Vetro - Glass)
FSR51160 rett. PZ 39,90



5x40 4
*LISTELLO WOOD
DKR51055 rett. PZ 19,90

Antico legno alpino recuperato da costruzioni dismesse e trattato per l'utilizzo in parete e a pavimento.

Ogni pezzo è unico e irripetibile.

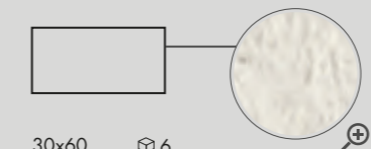
Antique alpin wood, recovered from discontinued buildings and treated for floor and wall use. Every single piece turns out to be different and unique.

* Art. realizzati con materiali naturali: vedi indicazioni per posa e pulizia a pag. 334 dell' area tecnica.
Items produced with natural materials: check the technical area at page 334.

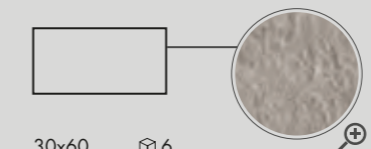
DOWNTOWN

CONTEMPORARY

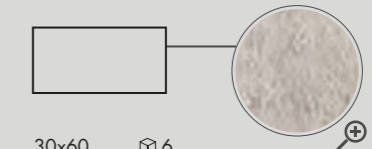
OUTDOOR R11



30x60 6
DOWNTOWN IVORY
DWN03500 walk nat. F 37,50



30x60 6
DOWNTOWN EARTH
DWN03550 walk nat. F 37,50



30x60 6
DOWNTOWN ASH
DWN03600 walk nat. F 37,50

DECORI / DECORATIVE

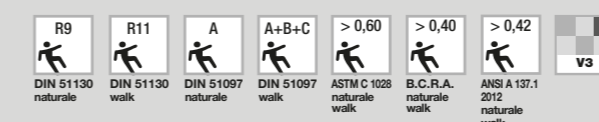
	IVORY	ECRU	EARTH	ASH	GRAPHITE
	DWR09051	DWR09101	DWR09151	DWR09201	DWR09251
	DWR03500	-	DWR03550	DWR03600	-
 Pcs 5x60 6 box: 10x60 6 15x60 6	DWR00050	DWR00100	DWR00150	DWR00200	DWR00250

PEZZI SPECIALI / SPECIAL TRIMS

	IVORY	ECRU	EARTH	ASH	GRAPHITE
	DWR52054	-	-	DWR52204	DWR52254
	DWR01054	DWR01104	DWR01154	DWR01204	DWR01254
	DWR01053	DWR01103	DWR01153	DWR01203	DWR01253
	DWR01056	DWR01106	DWR01156	DWR01206	DWR01256
	DWR01055	DWR01105	DWR01155	DWR01205	DWR01255
	DWN03501A WALK	-	DWN03551A WALK	DWN03601A WALK	-

GRES PORCELLANATO A MASSA COLORATA FULL BODY COLORED PORCELAIN

Classificazione secondo norme UNI EN 14411 (ISO 13006) Allegato G-Gruppo Bla GL
Classification in accordance with UNI EN 14411 (ISO 13006) Annex G-Group Bla GL



DOCKS

NATURALE, PATINATO, WALK R11

10 mm

9 mm


80x80

40x80


60x60

30x60


30x60 R11



BLACK




GREY




SILVER




WHITE



BONE



WARM



DOCKS

BLACK

80x80 rett.	DKR52200	F 50,90
80x80 patinato rett.	DKL52200	F 61,50

40x80 rett.	DKR5120C	F 50,90
60x60 nat.	DKN01200	F 39,50
60x60 rett.	DKR01200	F 45,90
60x60 patinato rett.	DKL01200	F 59,50
30x60 nat.	DKN03200	F 35,90
30x60 rett.	DKR03200	F 42,50

10 mm

9 mm



GREY

80x80 rett.	DKR52150	F 50,90
80x80 patinato rett.	DKL52150	F 61,50

40x80 rett.	DKR5115C	F 50,90
60x60 nat.	DKN01150	F 39,50
60x60 rett.	DKR01150	F 45,90
60x60 patinato rett.	DKL01150	F 59,50
30x60 nat.	DKN03150	F 35,90
30x60 rett.	DKR03150	F 42,50

10 mm

9 mm



DOCKS

SILVER

80x80 rett.	DKR52100	F 50,90
80x80 patinato rett.	DKL52100	F 61,50

40x80 rett.	DKR5110C	F 50,90
60x60 nat.	DKN01100	F 39,50
60x60 rett.	DKR01100	F 45,90
60x60 patinato rett.	DKL01100	F 59,50
30x60 nat.	DKN03100	F 35,90
30x60 rett.	DKR03100	F 42,50

10 mm

9 mm




WHITE

40x80 rett.	DKR5105C	F 50,90
60x60 rett.	DKR01050	F 45,90

60x60 patinato rett.	DKL01050	F 59,50
30x60 rett.	DKR03050	F 42,50

9 mm



BONE

80x80 rett.	DKR52250	F 50,90
80x80 patinato rett.	DKL52250	F 61,50
40x80 rett.	DKR5125C	F 50,90
60x60 nat.	DKN01250	F 39,50
60x60 rett.	DKR01250	F 45,90
60x60 patinato rett.	DKL01250	F 59,50
30x60 nat.	DKN03250	F 35,90
30x60 rett.	DKR03250	F 42,50

10 mm
9 mm



WARM


60x60 rett.	DKR01300	F 45,90
60x60 patinato rett.	DKL01300	F 59,50
30x60 rett.	DKR03300	F 42,50

9 mm



30x60 4
DEC. MURALES SILVER MIX 4
DKR03113 rett. PZ 43,90

30x60 4
DEC. MURALES WHITE MIX 4
DKR03063 rett. PZ 43,90




30x60 4
DEC. MURALES BONE MIX 4
DKR03263 rett. PZ 43,90




2x60 4
MAT. MURALES BRONZE
DKR03064 rett. PZ 13,90

DECORI DA RIVESTIMENTO E DA PAVIMENTO - WALL AND FLOOR DECORS



30x30 4
DECORO COMBI 4 BIANCO/NERO
DKR01062 rett. PZ 26,90

30x30 4
DECORO COMBI 4 BEIGE/ROSSO
DKR01262 rett. PZ 26,90



30x30 4
DECORO COMBI 4 GRIGIO/NERO
DKR01112 rett. PZ 26,90



30x30 4
DECORO COMBI 4 GRIGIO/ROSSO
DKR01113 rett. PZ 26,90



30x40 4
MOSAICO BRICK GREY/BLACK
DKR51152 PZ 21,90
(Miscelazione colori casuale - Random mixing colours)



30x40 4
MOSAICO BRICK WHITE/SILVER
DKR51052 PZ 21,90
(Miscelazione colori casuale - Random mixing colours)



30x40 4
MOSAICO BRICK BONE/WARM
DKR51252 PZ 21,90
(Miscelazione colori casuale - Random mixing colours)

DOCKS




15x60  2
DEC. SPLASH BLUE MIX 2
DKL04051 rett. PZ 39,90



2x60  4
MATITA SPLASH BLUE
DKL04052 rett. PZ 13,90




10x60  4
LIST. OPERA BLUE
DKR03062 rett. PZ 26,90



5x80  4
LIST. SOLERAS ANTRACITE
S1R49155 rett. PZ 6,90





5x80  4
LIST. SOLERAS AVANA
S1R49255 rett. PZ 6,90



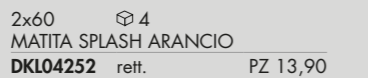
5x60  8
LISTONE BEIGE
S1R01255 rett. F 104,90



5x5  8
TOZZETTO BEIGE
S1R01256 rett. F 104,90




15x60  2
DEC. SPLASH ARANCIO MIX 2
DKL04251 rett. PZ 39,90



2x60  4
MATITA SPLASH ARANCIO
DKL04252 rett. PZ 13,90




10x60  4
LIST. OPERA RED
DKR03262 rett. PZ 26,90



5x60  8
LISTONE GRIGIO
S1R01105 rett. F 104,90




5x5  8
TOZZETTO GRIGIO
S1R01106 rett. F 104,90




0,5x120  4
MATITA ALLUMINIO
0000086 PZ 20,90

Parte superiore arrotondata / Rounded top




0,5x120  4
MATITA ALLUMINIO RAME
0000556 PZ 34,90

Parte superiore piatta / Flat top



0,5x120  4
MATITA ALLUMINIO WHITE
0000087 PZ 34,90

Parte superiore arrotondata / Rounded top



0,5x120  4
MATITA ALLUMINIO BRONZO
0000557 PZ 34,90

Parte superiore piatta / Flat top





5x40  4
LISTELLO WOOD
DKR51055 rett. PZ 19,90


Antico legno alpino recuperato da costruzioni dismesse e trattato per l'utilizzo in parete e a pavimento.
Ogni pezzo è unico e irripetibile.
Antique alpin wood, recovered from discontinued buildings and treated for floor and wall use. Every single piece turns out to be different and unique.




5x30  4
FASCIA ESSENZE MIX
I9R03053 rett. PZ 21,90
(Legno - Wood)





1,5x30  4
FASCIA VETRO ORO
R1R03106 rett. PZ 22,90




1,5x30  4
FASCIA VETRO PLATINO
R1R03207 rett. PZ 22,90



1,5x30  4
FASCIA VETRO BRONZO
R1R03157 rett. PZ 22,90
(Vetro e metalli preziosi - Glass and precious metals)



1,5x80  3
MATITA METAL (alluminio - aluminium)
DKR51051 rett. PZ 19,90

* Art. realizzati con materiali naturali: vedi indicazioni per posa e pulizia a pag. 334 dell'area tecnica.
Items produced with natural materials: check the technical area at page 334.



0,5x120  4
MATITA ALLUMINIO BLACK
0000088 PZ 34,90

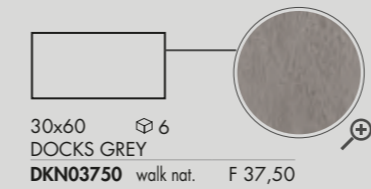
Parte superiore arrotondata / Rounded top

Articoli realizzati in alluminio per l'uso a parete, adatti a raccordare piastrelle di diverso spessore (9 mm / 7 mm).
Aluminium strip for use between wall tiles of different thicknesses (9 mm / 7 mm).

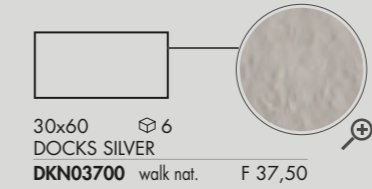
DOCKS

CONTEMPORARY

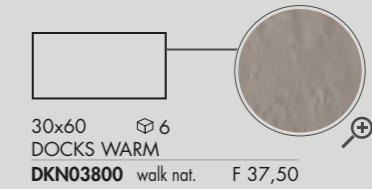
OUTDOOR R11  9 mm



30x60  6
DOCKS GREY
DKN03750 walk nat. F 37,50



30x60  6
DOCKS SILVER
DKN03700 walk nat. F 37,50







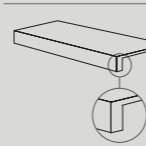









30x60  6
DOCKS WARM
DKN03800 walk nat. F 37,50

DECORI / DECORATIVE

	BLACK	GREY	SILVER	WHITE	BONE	WARM
 MOS. QUADRETTI rett. 30x30 F 101,90 	DKR09201	DKR09151	DKR09101	DKR09051	DKR09251	DKR09301
 MIX SIZES rett. 30x60 F 74,90 	DKR00200	DKR00150	DKR00100	DKR00050	DKR00250	DKR00300
 Pcs box: 5x60  6 10x60  6 15x60  6						

PEZZI SPECIALI / SPECIAL TRIMS

	BLACK	GREY	SILVER	WHITE	BONE	WARM
 BATTISCOPA nat. 5,5x60 PZ 7,90 	DKN01202	DKN01152	DKN01102	-	DKN01252	-
 BATTISCOPA rett. 5,5x60 PZ 7,90 	DKR01202	DKR01152	DKR01102	DKR01052	DKR01252	DKR01302
 BATTISCOPA rett. 5,5x80 PZ 8,90 	DKR52202	DKR52152	DKR52102	-	DKR52252	-
 GRADONE TOP rett. 33x60x4,5x2 PZ 79,90 	DKR03206	DKR03156	DKR03106	DKR03056	DKR03256	DKR03306
 ANGOLARE TOP SX 33x60x4,5x2 PZ 108,90 	DKR03207	DKR03157	DKR03107	DKR03057	DKR03257	DKR03307
 ANGOLARE TOP DX 33x60x4,5x2 PZ 108,90 	DKR03208	DKR03158	DKR03108	DKR03058	DKR03258	DKR03308
 ELEM. L WALK INC. 16,5x60x5 PZ 32,90 R11 	-	DKN03751A GREY WALK	DKN03701A SILVER WALK	-	-	DKN03801A WARM WALK

GRES PORCELLANATO A MASSA COLORATA FULL BODY COLORED PORCELAIN

Classificazione secondo norme UNI EN 14411 (ISO 13006) Allegato G-Gruppo Bla Gl
Classification in accordance with UNI EN 14411 (ISO 13006) Annex G-Group Bla Gl



ATLANTIS

NATURALE, LAPPATO, R11

6 mm


160x320
120x270

9 mm


120x120
60x120
90x90
60x60
30x60
60x60 R11

20 mm


60x90 R11




GREY




SMOKE



SAND




MOON



GREY HAMMERED




SMOKE HAMMERED



SAND HAMMERED



TAUPE





ATLANTIS

floor
TAUPE 60x120 lappato



floor
ATLANTIS SMOKE 120x120 rett.

kitchen volume and shutters
ATLANTIS SMOKE 160x320

ATLANTIS

GREY

120x270 rett.	0005843	F 102,50
120x120 rett.	0005850	F 74,50
120x120 lapp.	0005855	F 92,50
60x120 rett.	0005860	F 56,90
60x120 lapp.	0005865	F 69,50
90x90 rett.	0005881	F 58,50
60x60 rett.	0006495	F 47,90
30x60 rett.	0006914	F 44,50

▼
6 mm
▲

▼
9 mm
▲



GREY HAMMERED

120x120 rett.	0005872	F 74,50
60x120 rett.	0005874	F 56,90

▼
9 mm
▲



ATLANTIS

STONE

SMOKE

160x320 rett.	0005840	F 137,90
120x270 rett.	0005844	F 102,50
120x120 rett.	0005853	F 74,50
120x120 lapp.	0005858	F 92,50
60x120 rett.	0005863	F 56,90
60x120 lapp.	0005868	F 69,50
90x90 rett.	0005884	F 58,50
60x60 rett.	0006497	F 47,90
30x60 rett.	0006916	F 44,50

▼
6 mm
▲

▼
9 mm
▲



ABKSTONE

163,5x323 nat.	0005839	⊗ 6 mm
163,5x323 nat.	0006282	⊗ 12 mm

SMOKE HAMMERED

120x120 rett.	0005873	F 74,50
60x120 rett.	0005875	F 56,90

▼
9 mm
▲



ATLANTIS

SAND

120x270 rett.	0006480	F 102,50
120x120 rett.	0006482	F 74,50
120x120 lapp.	0006505	F 92,50
60x120 rett.	0006483	F 56,90
60x120 lapp.	0006484	F 69,50
90x90 rett.	0006489	F 58,50
60x60 rett.	0006499	F 47,90
30x60 rett.	0006918	F 44,50

▼
6 mm
▲

▼
9 mm
▲



SAND HAMMERED

120x120 rett.	0006486	F 74,50
60x120 rett.	0006487	F 56,90

▼
9 mm
▲



ATLANTIS

STONE

MOON

120x120 rett.	0005852	F 74,50
120x120 lapp.	0005857	F 92,50
60x120 rett.	0005862	F 56,90
60x120 lapp.	0005867	F 69,50
90x90 rett.	0005883	F 58,50
60x60 rett.	0006496	F 47,90
30x60 rett.	0006915	F 44,50

▼
9 mm
▲




TAUPE

120x120 rett.	0005854	F 74,50
120x120 lapp.	0005859	F 92,50
60x120 rett.	0005864	F 56,90
60x120 lapp.	0005869	F 69,50
90x90 rett.	0005885	F 58,50
60x60 rett.	0006498	F 47,90
30x60 rett.	0006917	F 44,50


▼
9 mm
▲






0,5x120  4
MATITA ALLUMINIO
0000086 PZ 20,90

Parte superiore arrotondata / Rounded top



0,5x120  4
MATITA ALLUMINIO RAME
0000556 PZ 34,90

Parte superiore piatta / Flat top




0,5x120  4
MATITA ALLUMINIO WHITE
0000087 PZ 34,90

Parte superiore arrotondata / Rounded top



0,5x120  4
MATITA ALLUMINIO BRONZO
0000557 PZ 34,90

Parte superiore piatta / Flat top




0,5x120  4
MATITA ALLUMINIO BLACK
0000088 PZ 34,90


Parte superiore arrotondata / Rounded top

Articoli realizzati in alluminio per l'uso a parete, adatti a raccordare piastrelle di diverso spessore (9 mm / 7 mm).
Aluminium strip for use between wall tiles of different thicknesses (9 mm / 7 mm).




5x60  4
0006775 LIST. AVIO rett. PZ 17,90

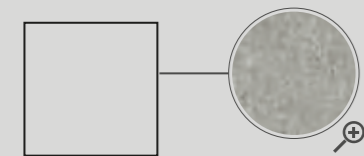


5x60  4
0006776 LIST. PHARD rett. PZ 17,90

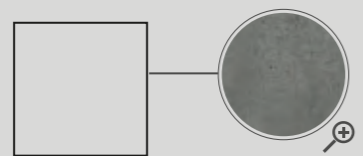



5x60  4
0006777 LIST. SENAPE rett. PZ 17,90

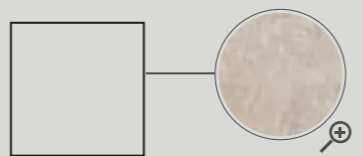
OUTDOOR R11 




60x60  3
ATLANTIS GREY GRIP
0006534 rett. F 49,50

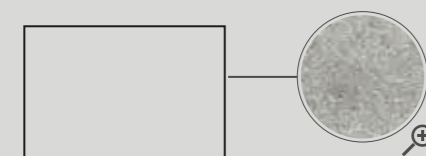


60x60  3
ATLANTIS SMOKE GRIP
0006535 rett. F 49,50

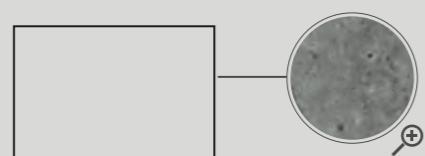


60x60  3
ATLANTIS SAND GRIP
0006536 rett. F 49,50

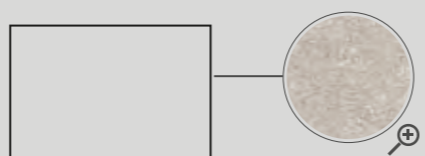
OUT.20 R11 




60x90  1
ATLANTIS GREY HAMMERED
0007174 rett. F 77,90







60x90  1
ATLANTIS SMOKE HAMMERED
0007175 rett. F 77,90








60x90  1
ATLANTIS SAND HAMMERED
0007176 rett. F 77,90

Per la serie completa vedi pag. 266
For the complete collection see page 266

DECORI / DECORATIVE 

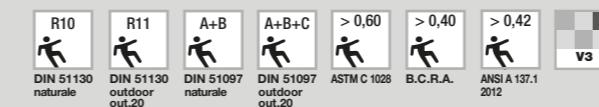
	GREY	SMOKE	SAND	MOON	TAUPE
MIX SIZES rett. 30x60 F 77,90  6	0006500	0006502	0006504	0006501	0006503
Pcs box: 5x60  6					
10x60  6					
15x60  6					

PEZZI SPECIALI / SPECIAL TRIMS 

	GREY	SMOKE	SAND	MOON	TAUPE
BATTISCOPIA rett. 5,5x120 PZ 10,90  6	0006506	0006508	0006510	0006507	0006509
GRADONE TOP rett. 32x120x4,5x2 PZ 172,90  1	0006511	0006513	0006515	0006512	0006514
ANGOLARE TOP SX rett. 32x120x4,5x2 PZ 198,90  1	0006516	0006518	0006520	0006517	0006519
ANGOLARE TOP DX rett. 32x120x4,5x2 PZ 198,90  1					
GRADONE JOLLY rett. 40x120x20 PZ 172,90  1	0006526	0006528	0006530	0006527	0006529

GRES PORCELLANATO TUTTA MASSA FULL BODY PORCELAIN

Classificazione secondo norme UNI EN 14411 (ISO 13006) Allegato G-Gruppo Bla UGL
Classification in accordance with UNI EN 14411 (ISO 13006) Annex G-Group Bla UGL



wall
Atlantis Mix sizes Taupe 30x60


ATLANTIS

RIVESTIMENTO IN PASTA BIANCA WHITE BODY WALL TILES

▼
6 mm
▲



40x120
0006931 ATLANTIS GREY rett. F 71,50



40x120
0006932 ATLANTIS SAND rett. F 71,50



40x120
0006933 ATLANTIS STICKS GREY rett. F 81,50



40x120
0006934 ATLANTIS STICKS SAND rett. F 81,50

2x30  4
**** FASCIA MICRO ARGENTO**
SCT067 PZ 13,90

2x30  4
**** FASCIA MICRO ORO**
SCT066 PZ 13,90

** Articoli realizzati con metalli preziosi; si consiglia di pulire la superficie senza utilizzare prodotti contenenti sostanze abrasive.
** Items produced with precious metals; do not use products containing abrasive substances to clean the surface.



wall
ATLANTIS SAND 40x120



























floor
ECO CHIC BROWN 20x120

ATLANTIS

THE PERFECT COMBO


DALLA CONSULTAZIONE DELLA MATERIOTECA ABK, NASCE LA NUOVA SEZIONE DEDICATA AGLI ABBINAMENTI CHE VALORIZZANO LE SUPERFICI DELLE PRINCIPALI COLLEZIONI.

THE NEW SECTION EXPLORES THE DIFFERENT WAYS IN WHICH ABK MATERIALS CAN BE COORDINATED TO ENHANCE THE SURFACES OF THE MAIN COLLECTIONS.

	ECO CHIC	INTERNO 9	SENSI GEMS	CROSSROAD WOOD
				
GREY / GREY HAMMERED	AVANA	RUST	ICEBERG	TAN
				
SMOKE / SMOKE HAMMERED	NATURALE	SILVER	ICEBERG	AMBER
				
SAND / SAND HAMMERED	BROWN	RUST		TAN
				
MOON	BROWN	SILVER	TITANIUM BLACK	GREY
				
TAUPE	ALMOND	DARK	CRYSTAL	SAND
	CHROME			
				
	120x270 0007193 CHROME WHITE SOFT rett. F 113,50		120x270 0007194 CHROME BLACK SOFT rett. F 113,50	
	0007211 CHROME WHITE LUX rett. F 130,90			

ATLANTIS

STONE



NATIVE

NATURALE, LAPPATO, GRIP R11

6 mm

160x320

9 mm

120x120

60x120

30x120

80x80

60x60

30x60


60x60 R11

30x60 R11


20 mm

90x90 R11

STONE




EBONY



FOREST





ASH



RED



FOG





NATIVE
 wall
 NATIVE FOG 30x120 - FOG MARK 30x120
 floor
 NATIVE FOG 60x120

washbasin and vanity top
 INTERNO 9 RUST
 shower wall and tray
 CROSSROAD CHALK SMOKE 120x240



wall
 LAB325 METAL ASH 120x270
 floor
 NATIVE RED 120x120
 table
 SENSI GALACATTA LUX 160x320 12 mm

NATIVE

EBONY

120x120 rett.	0003773	F 71,50
120x120 lapp.	0004044	F 88,50
60x120 rett.	0003908	F 54,50
60x120 lapp.	0003928	F 66,50
30x120 rett.	0003913	F 54,50
80x80 rett.	0003923	F 50,90
60x60 rett.	0004964	F 45,90
30x60 rett.	0004965	F 42,50


9 mm



FOREST

120x120 rett.	0003770	F 71,50
120x120 lapp.	0004041	F 88,50
60x120 rett.	0003905	F 54,50
60x120 lapp.	0003925	F 66,50
30x120 rett.	0003910	F 54,50
80x80 rett.	0003920	F 50,90

9 mm



NATIVE

ASH

* 160x320 rett.	0004962	F 132,50
120x120 rett.	0003771	F 71,50
120x120 lapp.	0004042	F 88,50
60x120 rett.	0003906	F 54,50
60x120 lapp.	0003926	F 66,50
30x120 rett.	0003911	F 54,50
80x80 rett.	0003921	F 50,90
60x60 rett.	0004109	F 45,90
30x60 rett.	0004112	F 42,50

6 mm

9 mm



ABKSTONE

163,5x323 nat.	0004961	± 6 mm
163,5x323 nat.	0004971	± 12 mm

RED

* 160x320 rett.	0003902	F 132,50
120x120 rett.	0003769	F 71,50
120x120 lapp.	0004040	F 88,50
60x120 rett.	0003904	F 54,50
60x120 lapp.	0003924	F 66,50
30x120 rett.	0003909	F 54,50
80x80 rett.	0003919	F 50,90
60x60 rett.	0004108	F 45,90
30x60 rett.	0004111	F 42,50

6 mm

9 mm



ABKSTONE

163,5x323 nat.	0003840	± 6 mm
163,5x323 nat.	0003778	± 12 mm

* Fino ad esaurimento scorte l' art. verrà consegnato a spessore 7 mm. The item will be delivered 7 mm thick until stocks are exhausted.

NATIVE

FOG

* 160x320 rett.	0003903	F 132,50
120x120 rett.	0003772	F 71,50
120x120 lapp.	0004043	F 88,50
60x120 rett.	0003907	F 54,50
60x120 lapp.	0003927	F 66,50
30x120 rett.	0003912	F 54,50
80x80 rett.	0003922	F 50,90
60x60 rett.	0004110	F 45,90
30x60 rett.	0004113	F 42,50

ABKSTONE

163,5x323 nat.	0003855	± 6 mm
163,5x323 nat.	0005318	± 12 mm

* Fino ad esaurimento scorte l' art. verrà consegnato a spessore 7 mm. The item will be delivered 7 mm thick until stocks are exhausted.

6 mm

9 mm



MARK FOG

60x120 rett.	0003929	F 57,90
30x120 rett.	0003931	F 57,90



MARK EBONY

60x120 rett.	0003930	F 57,90
30x120 rett.	0003932	F 57,90



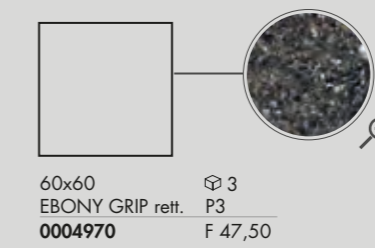
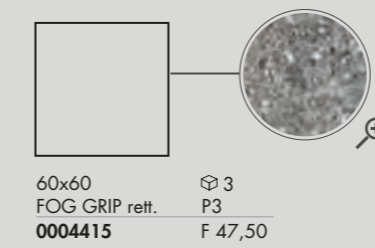
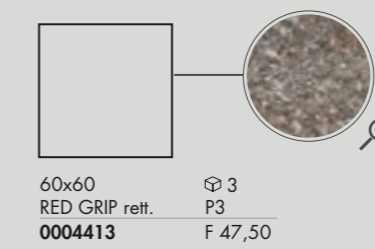
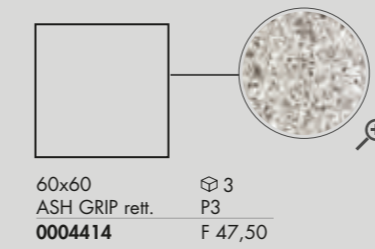
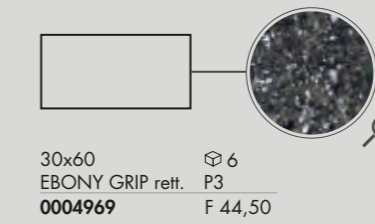
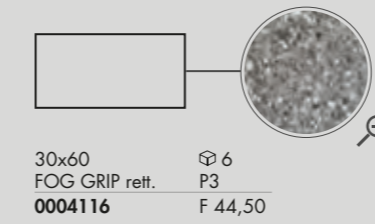
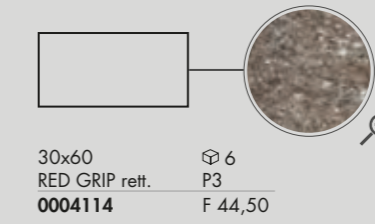
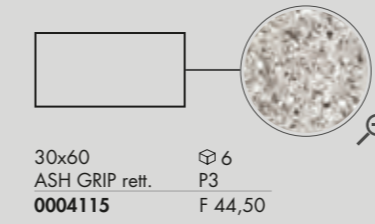
9 mm

NATIVE

STONE

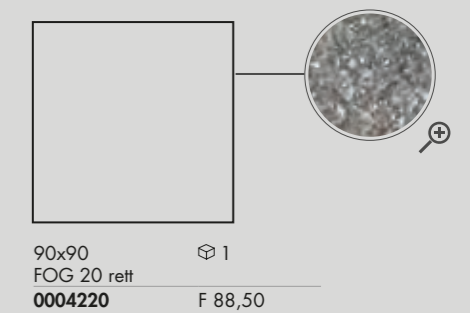
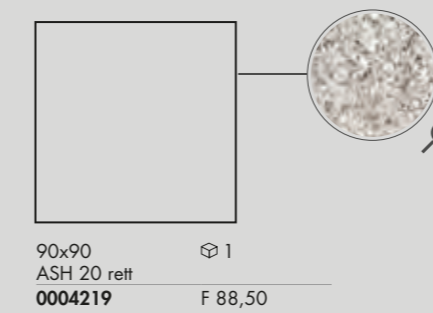
OUTDOOR R11

9 mm



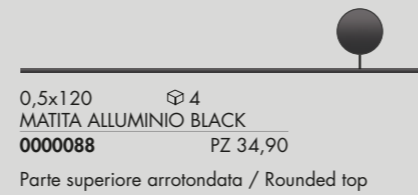
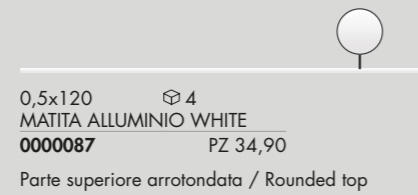
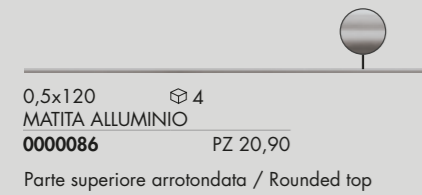
OUT.20 R11

20 mm



Per la serie completa vedi pag. 267
For the complete collection see page 267

NATIVE



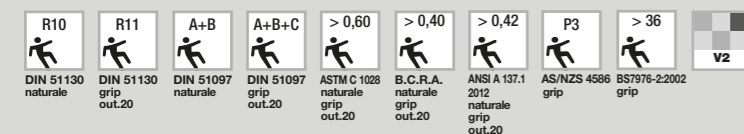
Articoli realizzati in alluminio per l'uso a parete, adatti a raccordare piastrelle di diverso spessore (9 mm / 7 mm).
Aluminium strip for use between wall tiles of different thicknesses (9 mm / 7 mm).

PEZZI SPECIALI / SPECIAL TRIMS

		9 mm				
		EBONY	FOREST	ASH	RED	FOG
	BATTISCOPA rett. 5,5x60 PZ 7,90 10	0004966	-	0004167	0004166	0004168
	BATTISCOPA rett. 5,5x80 PZ 8,90 8	0003937	0003934	0003935	0003933	0003936
	GRADONE TOP rett. 32x120x4,5x2 PZ 172,90 1	0003947	0003944	0003945	0003943	0003946
	ANGOLARE TOP SX rett. 32x120x4,5x2 PZ 198,90 1	0003952	0003949	0003950	0003948	0003951
	ANGOLARE TOP DX rett. 32x120x4,5x2 PZ 198,90 1	0003957	0003954	0003955	0003953	0003956
	GRADONE JOLLY rett. 40x120x20 PZ 172,90 1	0003962	0003959	0003960	0003958	0003961
	BATTISCOPA lapp. 5,5x120 PZ 8,90 6	0003942	0003939	0003940	0003938	0003941
	GRADONE TOP lapp. 32x120x4,5x2 PZ 182,90 1	0004122	0004119	0004120	0004118	0004121
	ANGOLARE TOP SX lapp. 32x120x4,5x2 PZ 208,90 1	0004127	0004124	0004125	0004123	0004126
	ANGOLARE TOP DX lapp. 32x120x4,5x2 PZ 208,90 1	0004132	0004129	0004130	0004128	0004131
	GRADONE JOLLY lapp. 40x120x20 PZ 182,90 1	0004137	0004134	0004135	0004133	0004136

LASTRE IN GRES PORCELLANATO A MASSA COLORATA FULL BODY COLORED PORCELAIN SLABS

Classificazione secondo norme UNI EN 14411 (ISO 13006) Allegato G-Gruppo BIa GL
Classification in accordance with UNI EN 14411 (ISO 13006) Annex G-Group BIa GL






NATIVE

STONE

THE PERFECT COMBO

DALLA CONSULTAZIONE DELLA MATERIOTECA ABK, NASCE LA NUOVA SEZIONE DEDICATA AGLI ABBINAMENTI CHE VALORIZZANO LE SUPERFICI DELLE PRINCIPALI COLLEZIONI.

THE NEW SECTION EXPLORES THE DIFFERENT WAYS IN WHICH ABK MATERIALS CAN BE COORDINATED TO ENHANCE THE SURFACES OF THE MAIN COLLECTIONS.



GENT

NATURALE, GRIP R11

6 mm

160x320

7 mm

120x240

120x120

60x120

30x120

20x20

8 mm

7x28

9 mm

80x80

60x60

20x40 R11

20 mm

60x120 R11

STONE



DARK





BLUE



ASH



ROPE





inside wall
GENT 120x240 DARK
inside floor
GENT 120x120 DARK - GENT 120x120 DARK SLIVER
kitchen volume
GENT 120x240 DARK

outside wall
GENT 120x240 DARK
outside floor
GENT 60x120 DARK LINE 20 mm

GENT

STONE

DARK

* 160x320 rett.	0003340	F 132,50
-----------------	---------	----------

120x240 rett.	0001687	F 98,50
---------------	---------	---------

120x120 rett.	0001691	F 71,50
---------------	---------	---------

60x120 rett.	0001695	F 54,50
--------------	---------	---------

30x120 rett.	0001698	F 54,50
--------------	---------	---------

* 80x80 rett.	0001705	F 50,90
---------------	---------	---------

60x60 rett.	0001733	F 45,90
-------------	---------	---------

ABKSTONE


163,5x323 nat.	0003339	± 6 mm
----------------	---------	--------

163,5x323 nat.	0003780	± 12 mm
----------------	---------	---------

▼
6 mm
▲

▼
7 mm
▲

▼
9 mm
▲



BLUE

120x240 rett.	0001686	F 98,50
---------------	---------	---------

120x120 rett.	0001690	F 71,50
---------------	---------	---------

60x120 rett.	0001694	F 54,50
--------------	---------	---------

30x120 rett.	0002241	F 54,50
--------------	---------	---------

* 80x80 rett.	0001704	F 50,90
---------------	---------	---------

60x60 rett.	0001732	F 45,90
-------------	---------	---------

▼
7 mm
▲

▼
9 mm
▲




* Fino ad esaurimento scorte l' art. verrà consegnato a spessore 7 mm. The item will be delivered 7 mm thick until stocks are exhausted.

GENT

ASH

120x240 rett.	0001685	F 98,50
120x120 rett.	0001689	F 71,50
60x120 rett.	0001693	F 54,50
30x120 rett.	0001697	F 54,50

7 mm



9 mm

* 80x80 rett.	0001703	F 50,90
60x60 rett.	0001731	F 45,90

ROPE

120x240 rett.	0001688	F 98,50
120x120 rett.	0001692	F 71,50
60x120 rett.	0001696	F 54,50
30x120 rett.	0002242	F 54,50

7 mm



9 mm

* 80x80 rett.	0001706	F 50,90
60x60 rett.	0001734	F 45,90

* Fino ad esaurimento scorte l' art. verrà consegnato a spessore 7 mm. The item will be delivered 7 mm thick until stocks are exhausted.

GENT

STONE

DARK LINE

120x240 rett.	0001714	F 111,90
60x120 rett.	0002249	F 57,90
30x120 rett.	0001718	F 57,90



ASH LINE

120x240 rett.	0001713	F 111,90
60x120 rett.	0002248	F 57,90
30x120 rett.	0001717	F 57,90



BLUE LINE


120x240 rett.	0002700	F 111,90
60x120 rett.	0002701	F 57,90
30x120 rett.	0002702	F 57,90

7 mm



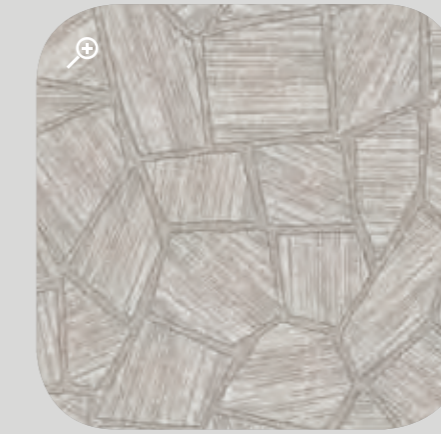
DARK SLIVER

120x240 rett.	0001722	F 111,90
120x120 rett.	0001724	F 74,50



ASH SLIVER

120x240 rett.	0001721	F 111,90
120x120 rett.	0001723	F 74,50



7 mm

GENT

VINTAGE



20x20 \square 34
DARK VINTAGE
0001709 F 91,50



20x20 \square 34
ASH VINTAGE
0001707 F 91,50



20x20 \square 34
ROPE VINTAGE
0001710 F 91,50

7 mm

BRICK



7x28 \square 27
DARK BRICK
0001741 F 62,90



7x28 \square 27
BLUE BRICK
0001740 F 62,90



7x28 \square 27
ASH BRICK
0001739 F 62,90

GRES PORCELLANATO
PORCELAIN TILES

8 mm




7x28 \square 27
ROPE BRICK
0001742 F 62,90



0,5x120 \square 4
MATITA ALLUMINIO
0000086 PZ 20,90

Parte superiore arrotondata / Rounded top




0,5x120 \square 4
MATITA ALLUMINIO WHITE
0000087 PZ 34,90

Parte superiore arrotondata / Rounded top




0,5x120 \square 4
MATITA ALLUMINIO BLACK
0000088 PZ 34,90

Parte superiore arrotondata / Rounded top



0,5x120 \square 4
MATITA ALLUMINIO RAME
0000556 PZ 34,90

Parte superiore piatta / Flat top



0,5x120 \square 4
MATITA ALLUMINIO BRONZO
0000557 PZ 34,90

Parte superiore piatta / Flat top

Articoli realizzati in alluminio per l'uso a parete, adatti a
raccordare piastrelle di diverso spessore (9 mm / 7 mm).
Aluminium strip for use between wall tiles of different
thicknesses (9 mm / 7 mm).

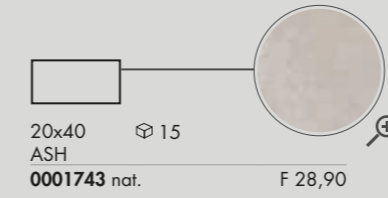
GENT

STONE

OUTDOOR

R11

9 mm



20x40 \square 15
ASH
0001743 nat. F 28,90



20x40 \square 15
ROPE
0001744 nat. F 28,90

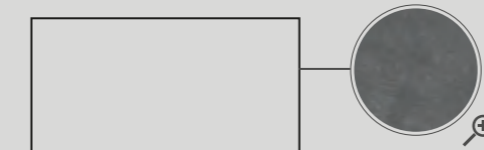


floor GENT ASH 20x40

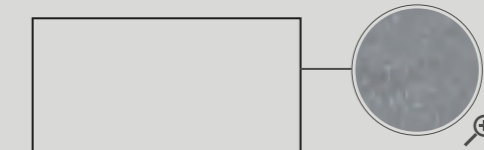
OUT.20

R11

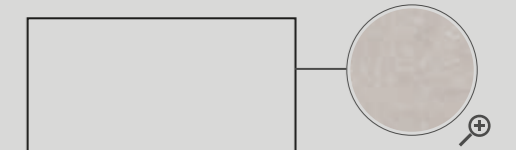
20 mm



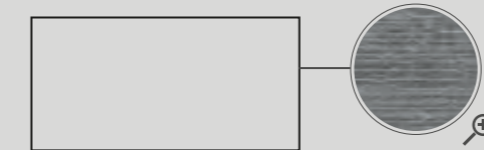
60x120 \square 1
DARK
0001678 rett. F 81,50



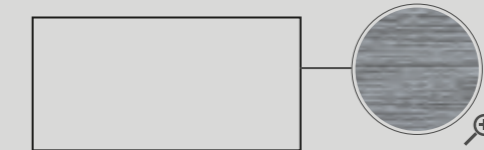
60x120 \square 1
BLUE
0001677 rett. F 81,50



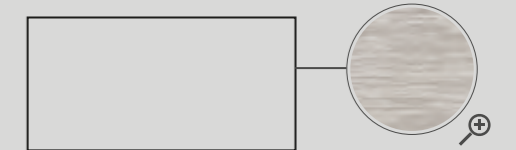
60x120 \square 1
ASH
0001948 rett. F 81,50



60x120 \square 1
DARK LINE
0001680 rett. F 81,50













60x120 \square 1
BLUE LINE
0001679 rett. F 81,50







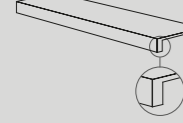















60x120 \square 1
ASH LINE
0001949 rett. F 81,50

Per la serie completa vedi pag. 267
For the complete collection see page 267

DECORI / DECORATIVE			DARK	BLUE	ASH	ROPE
	MOS. QUADRETTI rett. 30x30 F 101,90  6	7 mm 	0002246	0002245	0002244	0002247
	MIX SIZES rett. 30x60 F 74,90  7	7 mm 	0002879	0002878	0002877	0002880
	Pcs box:					
	5x60  7					
	10x60  7					
	15x60  7					

PEZZI SPECIALI / SPECIAL TRIMS

			DARK	BLUE	ASH	ROPE
	BATTISCOPIA 5,5x60 PZ 7,90  10	9 mm 	0002823	0002822	0002821	0002824
	* BATTISCOPIA rett. 5,5x80 PZ 8,90  8	9 mm 	0002252	0002251	0002250	0002253
	GRADONE TOP rett. 32x120x4,5x1,5 PZ 172,90  1	7 mm 	0002256	0002255	0002254	0002257
	ANGOLARE TOP SX 32x120x4,5x1,5 PZ 198,90  1	7 mm 	0002260	0002259	0002258	0002261
	ANGOLARE TOP DX 32x120x4,5x1,5 PZ 198,90  1		0002264	0002263	0002262	0002265
	GRADONE JOLLY 40x120x20 PZ 172,90  1	7 mm 	0004580	0004579	0004578	0004581
	ELEMENTO L MONOL. 15x30x3,5 PZ 14,90 R11  8	9 mm 	-	-	0003576	0003577

* Fino ad esaurimento scorte l' art. verrà consegnato a spessore 7 mm. The item will be delivered 7 mm thick until stocks are exhausted.

THE PERFECT COMBO


DALLA CONSULTAZIONE DELLA MATERIOTECA ABK, NASCE LA NUOVA SEZIONE DEDICATA AGLI ABBINAMENTI CHE VALORIZZANO LE SUPERFICI DELLE PRINCIPALI COLLEZIONI.

THE NEW SECTION EXPLORES THE DIFFERENT WAYS IN WHICH ABK MATERIALS CAN BE COORDINATED TO ENHANCE THE SURFACES OF THE MAIN COLLECTIONS.

	LAB325	INTERNO 9	SENSI	CROSSROAD WOOD	NEST
DARK					
PEARL					
ASH					
ROPE					

LASTRE IN GRES PORCELLANATO A MASSA COLORATA FULL BODY COLORED PORCELAIN SLABS

Classificazione secondo norme UNI EN 14411 (ISO 13006) Allegato G Gruppo Bla GL
Classification in accordance with UNI EN 14411 (ISO 13006) Annex G-Group Bla GL



ALPES WIDE

NATURALE

6 mm

160x320

7 mm

120x240


120x120

9 mm


80x160

80x80


STONE



LEAD





GREY



IVORY



SAND



ALPES

LEAD

* 160x320 rett.	0000420	F 132,50
120x240 rett.	0000213	F 98,50
120x120 rett.	0000217	F 71,50
<hr/>		
* 80x160 rett.	0000205	F 81,50
* 80x80 rett.	0000209	F 50,90

▼
6 mm
▲

▼
7 mm
▲

▼
9 mm
▲



GREY

120x240 rett.	0000212	F 98,50
120x120 rett.	0000216	F 71,50
<hr/>		
* 80x160 rett.	0000204	F 81,50
* 80x80 rett.	0000208	F 50,90

▼
7 mm
▲

▼
9 mm
▲



* Fino ad esaurimento scorte l' art. verrà consegnato a spessore 7 mm. The item will be delivered 7 mm thick until stocks are exhausted.

ALPES

STONE

IVORY

120x240 rett.	0000211	F 98,50
120x120 rett.	0000215	F 71,50
<hr/>		
* 80x160 rett.	0000203	F 81,50
* 80x80 rett.	0000207	F 50,90

▼
7 mm
▲

▼
9 mm
▲



SAND

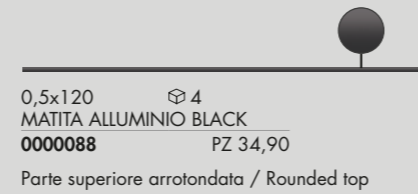
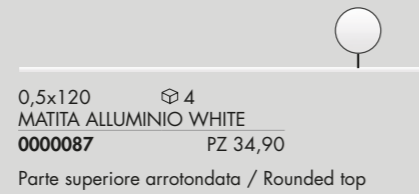
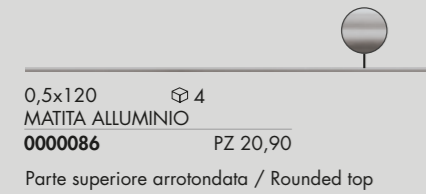
* 160x320 rett.	0000200	F 132,50
120x240 rett.	0000214	F 98,50
120x120 rett.	0000218	F 71,50
<hr/>		
* 80x160 rett.	0000206	F 81,50
* 80x80 rett.	0000210	F 50,90

▼
6 mm
▲

▼
7 mm
▲

▼
9 mm
▲





Articoli realizzati in alluminio per l'uso a parete, adatti a raccordare piastrelle di diverso spessore (9 mm / 7 mm).
Aluminium strip for use between wall tiles of different thicknesses (9 mm / 7 mm).

DECORI / DECORATIVE

		LEAD	GREY	IVORY	SAND
	MOS. ENIGMA rett. 30x34 F 209,90 \oplus 5				
	∇ 7 mm \blacktriangle	0000290	0000289	0000288	0000291

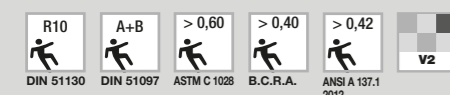
PEZZI SPECIALI / SPECIAL TRIMS

		LEAD	GREY	IVORY	SAND
	* BATTISCOPIA 5,5x80 PZ 8,90 \oplus 8				
	∇ 9 mm \blacktriangle	0000347	0000346	0000345	0000348
	GRADONE TOP rett. 32x120x4,5x1,5 PZ 172,90 \oplus 1				
	∇ 7 mm \blacktriangle	0000351	0000350	0000349	0000352
	ANGOLARE TOP SX 32x120x4,5x1,5 PZ 198,90 \oplus 1				
	∇ 7 mm \blacktriangle	0000355	0000354	0000353	0000356
	ANGOLARE TOP DX 32x120x4,5x1,5 PZ 198,90 \oplus 1				
	∇ 7 mm \blacktriangle	0000359	0000358	0000357	0000360
	GRADONE JOLLY 40x120x20 PZ 172,90 \oplus 1				
	∇ 7 mm \blacktriangle	0004576	0004575	0004574	0004577

* Fino ad esaurimento scorte l' art. verrà consegnato a spessore 7 mm. The item will be delivered 7 mm thick until stocks are exhausted.

LASTRE IN GRES PORCELLANATO A MASSA COLORATA FULL BODY COLORED PORCELAIN SLABS

Classificazione secondo norme UNI EN 14411 (ISO 13006) Allegato G-Gruppo BIa GL
Classification in accordance with UNI EN 14411 (ISO 13006) Annex G-Group BIa GL






THE PERFECT COMBO

DALLA CONSULTAZIONE DELLA MATERIOTECA ABK, NASCE LA NUOVA SEZIONE DEDICATA AGLI ABBINAMENTI CHE VALORIZZANO LE SUPERFICI DELLE PRINCIPALI COLLEZIONI.


THE NEW SECTION EXPLORES THE DIFFERENT WAYS IN WHICH ABK MATERIALS CAN BE COORDINATED TO ENHANCE THE SURFACES OF THE MAIN COLLECTIONS.

	CROSSROAD CHALK	INTERNO 9	SENSI/SENSI UP	CROSSROAD WOOD	NEST
LEAD	COAL	PEARL	STATUARIO ULTRA	COAL	BLUE
GREY	GREY	SILVER	PIETRA GREY	TAN	OAK
IVORY	COAL	DARK	GRAND ANTIQUE	GREY	TAUPE
SAND	SAND	RUST	CALACATTA GOLD	AMBER	OAK






LEAD



GREY



IVORY



SAND

ALPES RAW



NATURALE, LAPPATO



60x120

60x60

30x60



ALPES RAW

LEAD

60x120 rett.	000008	F 54,50
60x120 lapp. rett.	000013	F 66,50
60x60 rett.	000018	F 45,90
60x60 lapp. rett.	000023	F 59,50
30x60 rett.	000028	F 42,50
30x60 lapp. rett.	000033	F 52,50

9 mm



GREY

60x120 rett.	000007	F 54,50
60x120 lapp. rett.	000012	F 66,50
60x60 rett.	000017	F 45,90
60x60 lapp. rett.	000022	F 59,50
30x60 rett.	000027	F 42,50
30x60 lapp. rett.	000032	F 52,50

9 mm



ALPES RAW

STONE

IVORY

60x120 rett.	000006	F 54,50
60x120 lapp. rett.	000011	F 66,50
60x60 rett.	000016	F 45,90
60x60 lapp. rett.	000021	F 59,50
30x60 rett.	000026	F 42,50
30x60 lapp. rett.	000031	F 52,50

9 mm



SAND


60x120 rett.	000009	F 54,50
60x120 lapp. rett.	000014	F 66,50
60x60 rett.	000019	F 45,90
60x60 lapp. rett.	000024	F 59,50
30x60 rett.	000029	F 42,50
30x60 lapp. rett.	000034	F 52,50

9 mm








30x60 \oplus 2
ALPES RAW DEC. SIGN SAND MIX 2
0000271 lapp. rett. PZ 59,90
(Ottone - brass) (prezzo cad. - price for piece)



30x60 \oplus 2
ALPES RAW DEC. SIGN LEAD MIX 2
0000270 lapp. rett. PZ 59,90
(Ottone - brass) (prezzo cad. - price for piece)



30x60 \oplus 2
ALPES RAW DEC. SIGN GREY MIX 2
0000269 lapp. rett. PZ 59,90
(Ottone - brass) (prezzo cad. - price for piece)



30x60 \oplus 2
ALPES RAW DEC. SIGN IVORY MIX 2
0000268 lapp. rett. PZ 59,90
(Ottone - brass) (prezzo cad. - price for piece)



30x30 \oplus 4
**ALPES RAW MOS. QUAD. GLAM SAND
0000266 rett. PZ 34,90


30x30 \oplus 4
**ALPES RAW MOS. QUAD. GLAM LEAD
0000265 rett. PZ 34,90

30x30 \oplus 4
**ALPES RAW MOS. QUAD. GLAM GREY
0000264 rett. PZ 34,90

30x30 \oplus 4
**ALPES RAW MOS. QUAD. GLAM IVORY
0000263 rett. PZ 34,90




10x60 \oplus 3
**LISTONE WOM
UKR01161 rett. PZ 34,90



5x60 \oplus 4
**ALPES RAW LIST. ETHNIC
0000267 rett. PZ 29,90

* Art. realizzati con materiali naturali: vedi indicazioni per posa e pulizia a pag. 334 dell' area tecnica.
* Items produced with natural materials: check the technical area at page 334.

** Metalli preziosi. Si consiglia di pulire la superficie senza utilizzare prodotti contenenti sostanze abrasive per non alterare la brillantezza del metallo prezioso.
Precious metal. Do not use products containing abrasive substances to clean the decorative element so as not to affect the shine of the precious metal.




5x30 \oplus 4
*FASCIA ESSENZE MIX
19R03053 PZ 21,90
(Legno - wood)



4x30 \oplus 4
*FASCIA ARDESIA BRONZO
RER09054 rett. PZ 20,90
(Pietra naturale - Natural stone)



4x30 \oplus 4
*FASCIA ARDESIA GRIGIO
RER09204 rett. PZ 20,90
(Pietra naturale - Natural stone)




1,5x30 \oplus 4
**FASCIA VETRO PLATINO
R1R03207 PZ 22,90



1,5x30 \oplus 4
**FASCIA VETRO BRONZO
R1R03157 PZ 22,90



1,5x30 \oplus 4
**FASCIA VETRO ORO
R1R03106 PZ 22,90
(Vetro e metalli preziosi - Glass and precious metals)



0,5x120 \oplus 4
MATITA ALLUMINIO
0000086 PZ 20,90
Parte superiore arrotondata / Rounded top



0,5x120 \oplus 4
MATITA ALLUMINIO WHITE
0000087 PZ 34,90
Parte superiore arrotondata / Rounded top



0,5x120 \oplus 4
MATITA ALLUMINIO BLACK
0000088 PZ 34,90
Parte superiore arrotondata / Rounded top



0,5x120 \oplus 4
MATITA ALLUMINIO RAME
0000556 PZ 34,90
Parte superiore piatta / Flat top



0,5x120 \oplus 4
MATITA ALLUMINIO BRONZO
0000557 PZ 34,90
Parte superiore piatta / Flat top


Articoli realizzati in alluminio per l'uso a parete, adatti a raccordare piastrelle di diverso spessore (9 mm / 7 mm)

Aluminium strip for use between wall tiles of different thicknesses (9 mm / 7 mm)



floor. Lead lapp rett. 60x60 - Dec. Sign Lead mix 2 lapp. 30x60

SCHEMA DI POSA
INSTALLATION PATTERNS



60x60	67 %
30x60	33 %

DECORI / DECORATIVE

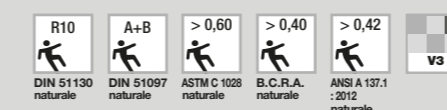
	LEAD	GREY	IVORY	SAND
MOS. QUADRETTI rett. 30x30 F 101,90 \oplus 4 ∇ 9 mm \blacktriangle	0000261	0000260	0000259	0000262

PEZZI SPECIALI / SPECIAL TRIMS

	LEAD	GREY	IVORY	SAND
BATTISCOPIA 5,5x60 \oplus 10 ∇ 9 mm \blacktriangle	0000274	0000273	0000272	0000275
GRADONE TOP rett. 32x120x4,5x2 PZ 172,90 \oplus 1 ∇ 9 mm \blacktriangle	0000278	0000277	0000276	0000279
ANGOLARE TOP SX 32x120x4,5x2 PZ 198,90 \oplus 1 ∇ 9 mm \blacktriangle	0000282	0000281	0000280	0000283
ANGOLARE TOP DX 32x120x4,5x2 PZ 198,90 \oplus 1 ∇ 9 mm \blacktriangle	0000286	0000285	0000284	0000287

GRES PORCELLANATO A MASSA COLORATA FULL BODY COLORED PORCELAIN

Classificazione secondo norme UNI EN 14411 (ISO 13006) Allegato G-Gruppo Bla GL
Classification in accordance with UNI EN 14411 (ISO 13006) Annex G-Group Bla GL



MONOLITH

NATURALE

7 mm


120x120

60x120


9 mm

60x60


30x60



GREIGE



FOG



GRAPHITE



MONOLITH

GREIGE

120x120 rett.	0001800	F 71,50
60x120 rett.	0001803	F 54,50
<hr/>		
60x60 rett.	0001809	F 45,90
30x60 rett.	0002351	F 42,50

7 mm

9 mm



FOG

120x120 rett.	0001801	F 71,50
60x120 rett.	0001804	F 54,50
<hr/>		
60x60 rett.	0001810	F 45,90
30x60 rett.	0002352	F 42,50

7 mm

9 mm



MONOLITH

STONE

GRAPHITE

120x120 rett.	0001802	F 71,50
60x120 rett.	0001805	F 54,50
<hr/>		
60x60 rett.	0001811	F 45,90
30x60 rett.	0002353	F 42,50

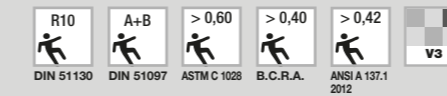
7 mm

9 mm



GRES PORCELLANATO A MASSA COLORATA FULL BODY COLORED PORCELAIN

Classificazione secondo norme UNI EN 14411 (ISO 13006) Allegato G-Gruppo BIa GL
 Classification in accordance with UNI EN 14411 (ISO 13006) Annex G-Group BIa GL



PEZZI SPECIALI / SPECIAL TRIMS

		MONOLITH GREIGE	MONOLITH FOG	MONOLITH GRAPHITE
	BATTISCOPA RETT. 5,5x60 PZ 7,90 ☉ 10	0002818	0002819	0002820
	BATTISCOPA RETT. 5,5x120 PZ 10,90 ☉ 6	0001953	0001954	0001955

UNIKA

NATURALE, ANTIQUE, BOCCIARDATO R11

9 mm

20 mm

60x120

40x80

30x120

60x60


30x60

60x60 R11


20x40 R11

20x20 R11


STONE



CREAM




ECRU




BRONZE



GREY



SMOKE



UNIKA

CREAM

60x120 rett.	UKR3405A	F 54,50
60x120 ANTIQUE rett.	UKL3405A	F 66,50
30x120 rett.	UKR57050	F 54,50
60x60 nat.	UKN01050	F 39,50
60x60 rett.	UKR01050	F 45,90
60x60 ANTIQUE rett.	UKL01050	F 59,50
30x60 rett.	UKR03050	F 42,50

9 mm



ECRU

60x120 rett.	UKR3410A	F 54,50
60x120 ANTIQUE rett.	UKL3410A	F 66,50
30x120 rett.	UKR57100	F 54,50
60x60 nat.	UKN01100	F 39,50
60x60 rett.	UKR01100	F 45,90
60x60 ANTIQUE rett.	UKL01100	F 59,50
30x60 rett.	UKR03100	F 42,50

9 mm



UNIKA

BRONZE

60x120 rett.	UKR3430A	F 54,50
60x120 ANTIQUE rett.	UKL3430A	F 66,50
30x120 rett.	UKR57300	F 54,50
60x60 nat.	UKN01300	F 39,50
60x60 rett.	UKR01300	F 45,90
60x60 ANTIQUE rett.	UKL01300	F 59,50
30x60 rett.	UKR03300	F 42,50

9 mm



GREY

60x120 rett.	UKR3415A	F 54,50
60x120 ANTIQUE rett.	UKL3415A	F 66,50
30x120 rett.	UKR57150	F 54,50
60x60 nat.	UKN01150	F 39,50
60x60 rett.	UKR01150	F 45,90
60x60 ANTIQUE rett.	UKL01150	F 59,50
30x60 rett.	UKR03150	F 42,50

9 mm



UNIKA

SMOKE

60x120 rett.	UKR3420A	F 54,50
60x120 ANTIQUE rett.	UKL3420A	F 66,50
30x120 rett.	UKR57200	F 54,50
60x60 nat.	UKN01200	F 39,50
60x60 rett.	UKR01200	F 45,90
60x60 ANTIQUE rett.	UKL01200	F 59,50
30x60 rett.	UKR03200	F 42,50

9 mm



GAME ECRU

60x60 rett.	UKR01400	F 67,90
-------------	-----------------	---------

(UNIKA ECRU + DOLPHIN CLAY)

9 mm



UNIKA

STONE

GAME GREY

60x60 rett.	UKR01450	F 67,90
-------------	-----------------	---------

(UNIKA GREY + DOLPHIN GREY)

9 mm



GAME SMOKE

60x60 rett.	UKR01500	F 67,90
-------------	-----------------	---------


(UNIKA SMOKE + DOLPHIN COAL)

9 mm




60x60 rett.	UKR01350	F 67,90
-------------	-----------------	---------




10x60  3
**** LISTONE WOM**
UKR01161 rett. PZ 34,90
 (Metalli Preziosi - Precious metals)





10x10  6
**** TOZZETTO WOM MIX 6**
UKR01162 rett. PZ 14,90
 (Metalli Preziosi - Precious metals)




1,5x30  4
FASCIA VETRO PLATINO
**** R1R03207** PZ 22,90




1,5x30  4
FASCIA VETRO BRONZO
**** R1R03157** PZ 22,90





1,5x30  4
FASCIA VETRO ORO
**** R1R03106** PZ 22,90
 (Vetro e metalli preziosi - Glass and precious metals)





5x30  4
*** FASCIA ESSENZE MIX**
I9R03053 PZ 21,90
 (Legno - Wood)



4x30  4
*** FASCIA ARDESIA BRONZO**
RER09054 PZ 20,90



4x30  4
*** FASCIA ARDESIA GRIGIO**
RER09204 PZ 20,90
 (Pietra naturale - Natural stone)




0,5x120  4
MATITA ALLUMINIO
0000086 PZ 20,90

Parte superiore arrotondata / Rounded top



0,5x120  4
MATITA ALLUMINIO WHITE
0000087 PZ 34,90

Parte superiore arrotondata / Rounded top



0,5x120  4
MATITA ALLUMINIO BLACK
0000088 PZ 34,90

Parte superiore arrotondata / Rounded top



0,5x120  4
MATITA ALLUMINIO RAME
0000556 PZ 34,90

Parte superiore piatta / Flat top



0,5x120  4
MATITA ALLUMINIO BRONZO
0000557 PZ 34,90

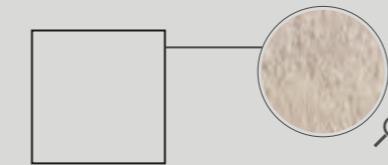
Parte superiore piatta / Flat top


Articoli realizzati in alluminio per l'uso a parete, adatti a raccordare piastrelle di diverso spessore (9 mm / 7 mm).
 Aluminium strip for use between wall tiles of different thicknesses (9 mm / 7 mm).


* Art. realizzati con materiali naturali; vedi indicazioni per posa e pulizia a pag. 334 dell' area tecnica.
 * Items produced with natural materials; check the technical area at page 334.


** Metalli preziosi. Si consiglia di pulire la superficie senza utilizzare prodotti contenenti sostanze abrasive per non alterare la brillantezza del metallo prezioso.
 Precious metal. Do not use products containing abrasive substances to clean the decorative element so as not to affect the shine of the precious metal.

OUTDOOR R11 9 mm




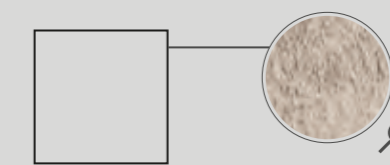
60x60  3
UNIKA ECRU
UKR01600 bocc. rett. F 47,50




20x40  15
UNIKA ECRU
UKN18100 bocc. nat. F 28,90




20x20  30
UNIKA ECRU
UKN22100 bocc. nat. F 28,90




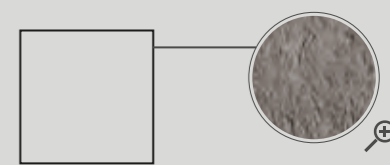
60x60  3
UNIKA GREY
UKR01650 bocc. rett. F 47,50




20x40  15
UNIKA GREY
UKN18150 bocc. nat. F 28,90

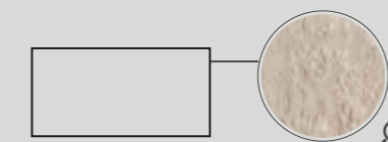



20x20  30
UNIKA GREY
UKN22150 bocc. nat. F 28,90

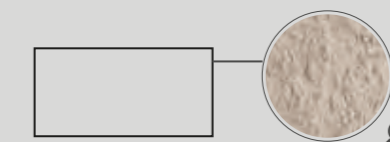



60x60  3
UNIKA SMOKE
UKR01700 bocc. rett. F 47,50

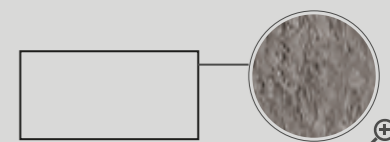
OUT.20 R11 20 mm




40x80  2
UNIKA ECRU
UKN51100 bocc. nat. F 77,90



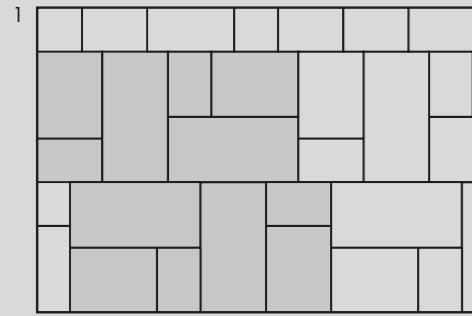
40x80  2
UNIKA GREY
UKN51150 bocc. nat. F 77,90




40x80  2
UNIKA SMOKE
UKN51200 bocc. nat. F 77,90

Per la serie completa vedi pag. 268
 For the complete collection see page 268

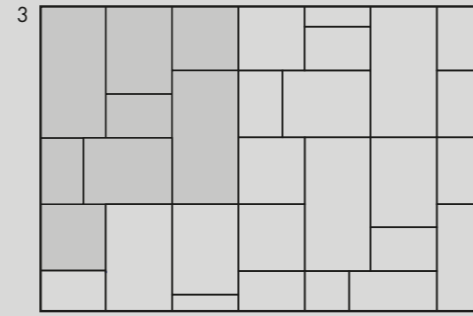
SCHEMI DI POSA / INSTALLATION PATTERNS



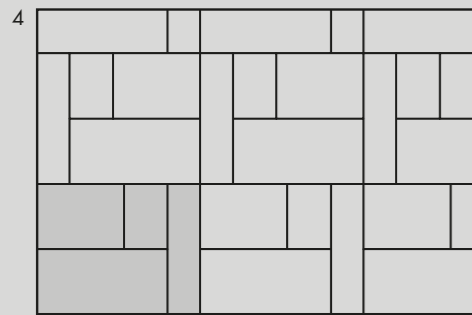
60x120 MIX FLOOR 100 %



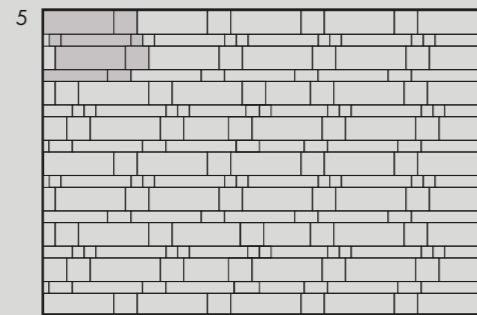
60x120 MIX FLOOR 100 %




60x120 MIX FLOOR 80 %
60x60 20 %



60x120 MIX FLOOR 80 %
30x120 20 %



60x80 MIX WALL 100 %



60x120 44,4 %
60x60 22,2 %
30x120 22,2 %
30x60 11,2 %



floor
BRONZE 60x60
BRONZE mix floor 60x120 - 60x80 - 60x40

DECORI / DECORATIVE

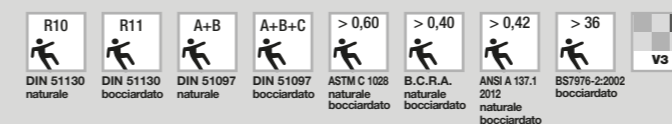
	CREAM	ECRU	BRONZE	GREY	SMOKE
<p>MOS. OPUS MINI rett. 30x30 F 252,90 \boxtimes 4 BORDI IRREGOLARI - IRREGULAR EDGES</p>	UKR09052	UKR09102	UKR09302	UKR09152	UKR09202
<p>MOS. QUADRETTI rett. 30x30 F 101,90 \boxtimes 6</p>	UKR09051	UKR09101	UKR09301	UKR09151	UKR09201
<p>MIX FLOOR 60x120 F 84,90 \boxtimes 2 Pcs box: 60x120 \boxtimes 1 60x80 \boxtimes 1 60x40 \boxtimes 1</p>	UKR3406A	UKR3411A	UKR3431A	UKR3416A	UKR3421A
<p>MIX WALL 60x80 F 84,90 \boxtimes 2 Pcs box: 20x60 \boxtimes 4 20x20 \boxtimes 4 10x60 \boxtimes 4 10x20 \boxtimes 2 10x10 \boxtimes 4</p>	UKR20050	UKR20100	UKR20300	UKR20150	UKR20200

PEZZI SPECIALI / SPECIAL TRIMS

	CREAM	ECRU	BRONZE	GREY	SMOKE
<p>BATTISCOPIA rett. 5,5x60 PZ 7,90 \boxtimes 10</p>	UKR01052	UKR01102	UKR01302	UKR01152	UKR01202
<p>GRADONE TOP rett. 32x120x4,5x2 PZ 172,90 \boxtimes 1</p>	UKR34052	UKR34102	UKR34302	UKR34152	UKR34202
<p>ANGOLARE TOP SX 32x120x4,5x2 PZ 198,90 \boxtimes 1</p>	UKR34054	UKR34104	UKR34304	UKR34154	UKR34204
<p>ANGOLARE TOP DX 32x120x4,5x2 PZ 198,90 \boxtimes 1</p>	UKR34055	UKR34105	UKR34305	UKR34155	UKR34205
<p>GRADONE JOLLY 40x120x20 PZ 172,90 \boxtimes 1</p>	0004582	0004583	0004584	0004585	0004586
<p>ELEMENTO L MONOL. 15x30x3,5 PZ 14,90 R11 \boxtimes 8</p>		UKN18101 BOCCIARDATO		UKN18151 BOCCIARDATO	


GRES PORCELLANATO A MASSA COLORATA FULL BODY COLORED PORCELAIN

Classificazione secondo norme UNI EN 14411 (ISO 13006) Allegato G-Gruppo Bla GL
Classification in accordance with UNI EN 14411 (ISO 13006) Annex G-Group Bla GL





MULTI FOG



MULTI BEIGE



SINGLE 2 WHITE



SINGLE 3 SILVER

RE-WORK

NATURALE, PATINATO, NATURALE R11

9 mm

20 mm

40x80

40x80 R11




20x80

60x60

30x60

20x40 R11

20x20 R11



RE-WORK

MULTI FOG

40x80 rett.	RER51400	F 50,90
20x80 rett.	RER4940B	F 40,90
60x60 rett.	RER01400	F 45,90
60x60 patinato rett.	REL01400	F 59,50
30x60 nat.	REN03500	F 35,90


9 mm



MULTI BEIGE

40x80 rett.	RER51350	F 50,90
20x80 rett.	RER4935B	F 40,90
60x60 rett.	RER01350	F 45,90
60x60 patinato rett.	REL01350	F 59,50
30x60 nat.	REN03450	F 35,90

9 mm



RE-WORK

STONE

SINGLE 2 WHITE

40x80 rett.	RER51150	F 50,90
60x60 rett.	RER01150	F 45,90
60x60 patinato rett.	REL01150	F 59,50
30x60 rett.	RER03150	F 42,50

9 mm



SINGLE 3 SILVER

40x80 rett.	RER51250	F 50,90
60x60 rett.	RER01250	F 45,90
60x60 patinato rett.	REL01250	F 59,50
30x60 rett.	RER03250	F 42,50

9 mm



RE-WORK

MULTI FOG BRICK

30x60 nat. **REN03400** F 35,90



MULTI BEIGE BRICK

30x60 nat. **REN03350** F 35,90

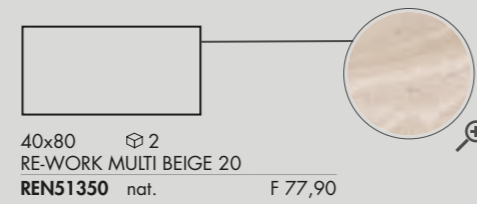
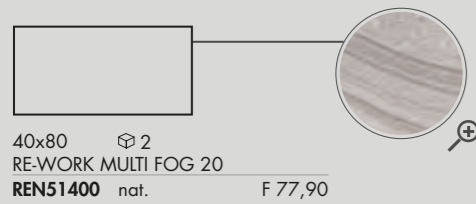


9 mm

OUTDOOR R11 9 mm




OUT.20 R11 20 mm





Per la serie completa vedi pag. 268
For the complete collection see page 268




floor
MULTI BEIGE NAT. 20x40 - 20x20
MULTI BEIGE BRICK 30x60


4x30  4
 • FASCIA ARDESIA BRONZO
RER09054 rett. PZ 20,90
 (Pietra naturale - Natural stone)



1,5x30  4
 FASCIA VETRO BRONZO
R1R03157 PZ 22,90
 (Vetro e metalli preziosi - Glass and precious metals)

1,5x60  4
 MATITA METAL (alluminio - aluminium)
DWR01001 PZ 15,90


1,5x80  3
 MATITA METAL (alluminio - aluminium)
DKR51051 PZ 19,90


2x80  3
 LISTELLO FOGLIA ORO (Vetro - Glass)
FSR51160 PZ 39,90

2x80  3
 LISTELLO FOGLIA ARGENTO (Vetro - Glass)
FSR51210 PZ 39,90


 0,5x120  4
 MATITA ALLUMINIO
0000086 PZ 20,90
 Parte superiore arrotondata / Rounded top




 0,5x120  4
 MATITA ALLUMINIO RAME
0000556 PZ 34,90
 Parte superiore piatta / Flat top

4x30  4
 • FASCIA ARDESIA GRIGIO
RER09204 rett. PZ 20,90
 (Pietra naturale - Natural stone)


1,5x30  4
 FASCIA VETRO PLATINO
R1R03207 PZ 22,90
 (Vetro e metalli preziosi - Glass and precious metals)


5x40  4
 • LISTELLO WOOD
DKR51055 rett. PZ 19,90

Antico legno alpino recuperato da costruzioni dismesse e trattato per l'utilizzo in parete e a pavimento.
 Ogni pezzo è unico e irripetibile.
 Antique alpin wood, recovered from discontinued buildings and treated for floor and wall use.
 Every single piece turns out to be different and unique.




 0,5x120  4
 MATITA ALLUMINIO WHITE
0000087 PZ 34,90
 Parte superiore arrotondata / Rounded top


 0,5x120  4
 MATITA ALLUMINIO BRONZO
0000557 PZ 34,90
 Parte superiore piatta / Flat top









1,5x30  4
 FASCIA VETRO ORO
R1R03106 PZ 22,90
 (Vetro e metalli preziosi - Glass and precious metals)

5x30  4
 • FASCIA ESSENZE MIX
I9R03053 PZ 21,90
 (Legno - wood)

* Art. realizzati con materiali naturali: vedi indicazioni per posa e pulizia a pag. 334 dell' area tecnica.
 * Items produced with natural materials: check the technical area at page 334.


 0,5x120  4
 MATITA ALLUMINIO BLACK
0000088 PZ 34,90
 Parte superiore arrotondata / Rounded top

Articoli realizzati in alluminio per l'uso a parete, adatti a raccordare piastrelle di diverso spessore (9 mm / 7 mm).
 Aluminium strip for use between wall tiles of different thicknesses (9 mm / 7 mm).

DECORI / DECORATIVE	MULTI FOG	MULTI BEIGE	SINGLE 2 WHITE	SINGLE 3 SILVER
 MOS. OPUS MICRO rett. 30x30 PZ 39,90  4 BORDI IRREGOLARI - IRREGULAR EDGES T484	-	-	RER09152	RER09252
 MOS. OPUS MINI rett. 30x30 F 252,90  4 BORDI IRREGOLARI - IRREGULAR EDGES T144	RER09403	RER09353	-	-
 MOS. QUADRETTI rett. 30x30 F 101,90  6	-	-	RER09151	RER09251
 LISTELLATO 3D rett. 20x80 F 209,90  4	-	-	RER49151	-

PEZZI SPECIALI / SPECIAL TRIMS	MULTI FOG	MULTI BEIGE	SINGLE 2 WHITE	SINGLE 3 SILVER
 BATTISCOPA rett. 6,5x80 PZ 8,90  8	-	-	RER52151	RER52251
 BATTISCOPA rett. 6,5x60 PZ 7,90  10	RER01401	RER01351	RER01151	RER01251
 GRADONE TOP rett. 33x60x4,5x2 PZ 79,90  2	RER03404	RER03354	RER03154	RER03254
 ANGOLARE TOP SX 33x60x4,5x2 PZ 108,90  1	RER03406	RER03356	RER03156	RER03256
 ANGOLARE TOP DX 33x60x4,5x2 PZ 108,90  1	RER03405	RER03355	RER03155	RER03255
 ELEMENTO L MONOL. 15x30x3,5 PZ 14,90 R11  8	REN18401	REN18351	-	-

GRES PORCELLANATO A MASSA COLORATA FULL BODY COLORED PORCELAIN

Classificazione secondo norme UNI EN 14411 (ISO 13006) Allegato G-Gruppo Bla GL
 Classification in accordance with UNI EN 14411 (ISO 13006) Annex G-Group Bla GL



FOSSIL

NATURALE, LAPPATO


9 mm

40x80


50x50

30x60


STONE



CREAM



BEIGE




BROWN



BLUE



LIGHT GREY



FOSSIL

DELUXE BEIGE

40x80 rett.	FSR5110C	F 50,90
40x80 lappato rett.	FSL5110C	F 59,50

▼
9 mm
▲



DELUXE BROWN

40x80 rett.	FSR5115C	F 50,90
40x80 lappato rett.	FSL5115C	F 59,50

▼
9 mm
▲



FOSSIL

STONE

DELUXE BLUE

40x80 rett.	FSR5125C	F 50,90
40x80 lappato rett.	FSL5125C	F 59,50

▼
9 mm
▲



DELUXE LIGHT GREY

40x80 rett.	FSR5120C	F 50,90
40x80 lappato rett.	FSL5120C	F 59,50

▼
9 mm
▲



FOSSIL

STONE CREAM

50x50 nat.	FSN24050	F 42,50
30x60 nat.	FSN03050	F 35,90

9 mm



STONE BEIGE

50x50 nat.	FSN24100	F 42,50
30x60 nat.	FSN03100	F 35,90

9 mm



FOSSIL

STONE

STONE BROWN

50x50 nat.	FSN24150	F 42,50
30x60 nat.	FSN03150	F 35,90

9 mm



STONE BLUE

50x50 nat.	FSN24250	F 42,50
30x60 nat.	FSN03250	F 35,90

9 mm



STONE LIGHT GREY

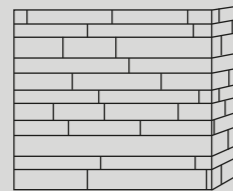
50x50 nat.	FSN24200	F 42,50
30x60 nat.	FSN03200	F 35,90



COORDINATI DA RIVESTIMENTO / WALL COORDINATED DECORS



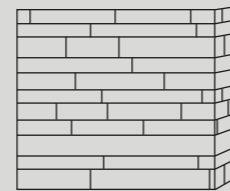
30x60 \oplus 6
BLEND FOSSIL MIX CREAM
FSN03500 nat. F 35,90




33x30x12,5 \oplus 2
ANG. INC. BLEND FOSSIL MIX CREAM
FSN03501A nat. PZ 32,90




30x60 \oplus 6
BLEND FOSSIL MIX GREY
FSN03550 nat. F 35,90



33x30x12,5 \oplus 2
ANG. INC. BLEND FOSSIL MIX GREY
FSN03551A nat. PZ 32,90




30x30 \oplus 6
MOS. QUADRETTI FOSSIL MIX CRE/BE/BR.
FSN03061 F 101,90



30x30 \oplus 6
MOS. QUADRETTI FOSSIL MIX L. GREY/BLUE
FSN03211 F 101,90



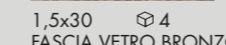
30x30 \oplus 4
MOS. MINI FOSSIL MIX CRE/BE/BR.
FSN03066 PZ 26,90



30x30 \oplus 4
MOS. MINI FOSSIL MIX LIGHT GREY/BLUE
FSN03216 PZ 26,90



5x33,3 \oplus 4
FASCIA ARS HOT
FSN03064 PZ 33,90
(Marmo e metalli preziosi - Marble and precious metals)



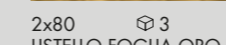
1,5x30 \oplus 4
FASCIA VETRO BRONZO
R1R03157 PZ 22,90
(Vetro e metalli preziosi - Glass and precious metals)




1,5x60 \oplus 4
MATTITA METAL (alluminio - aluminium)
DWR01001 PZ 15,90



1,5x80 \oplus 3
MATTITA METAL (alluminio - aluminium)
DKR51051 PZ 19,90



2x80 \oplus 3
LISTELLO FOGLIA ORO (Vetro - Glass)
FSR51160 PZ 39,90



5x40 \oplus 4
*LISTELLO WOOD
DKR51055 rett. PZ 19,90

Antico legno alpino recuperato da costruzioni dismesse e trattato per l'utilizzo in parete e a pavimento.
Ogni pezzo è unico e irripetibile.
Antique alpin wood, recovered from discontinued buildings and treated for floor and wall use.
Every single piece turns out to be different and unique.



5x33,3 \oplus 4
FASCIA ARS COLD
FSN03214 PZ 33,90
(Marmo e metalli preziosi - Marble and precious metals)



1,5x30 \oplus 4
FASCIA VETRO PLATINO
R1R03207 PZ 22,90
(Vetro e metalli preziosi - Glass and precious metals)



1,5x30 \oplus 4
FASCIA VETRO ORO
R1R03106 PZ 22,90
(Vetro e metalli preziosi - Glass and precious metals)

* Art. realizzati con materiali naturali: vedi indicazioni per posa e pulizia a pag. 334 dell' area tecnica.
* Items produced with natural materials: check the technical area at page 334.

DECORI / DECORATIVE

		CREAM	BEIGE	BROWN	BLUE	LIGHT GREY
	MOS. QUADRETTI nat. 30x30 F 101,90 \oplus 6	FSN03060	FSN03110	FSN03160	FSN03260	FSN03210
	MOS. MURETTO nat. 30x30 F 106,90 \oplus 6	FSN03065	FSN03115	FSN03165	FSN03265	FSN03215

PEZZI SPECIALI / SPECIAL TRIMS

		CREAM	BEIGE	BROWN	BLUE	LIGHT GREY
	BATTISCOPA rett. 6,5x80 PZ 8,90 \oplus 8	-	FSR51101	FSR51151	FSR51251	FSR51201
	BATTISCOPA nat. 8x50 PZ 5,90 \oplus 12	FSN24051	FSN24101	FSN24151	FSN24251	FSN24201
	GRADINO L rett. 33x40x4 PZ 41,90 \oplus 1	-	FSR51105	FSR51155	FSR51255	FSR51205

GRES PORCELLANATO PORCELAIN TILES

Classificazione secondo norme UNI EN 14411 (ISO 13006) Allegato G-Gruppo BLa GL
Classification in accordance with UNI EN 14411 (ISO 13006) Annex G-Group BLa GL



SENSI GEMS

LUX, SOFT, NATURALE

6 mm

160x320


120x270

9 mm


120x120

60x120


MARBLE




CRYSTAL




TAJ MAHAL



ICEBERG



TITANIUM BLACK





SENSI GEMS

wall
SENSI GEMS 120x270 ICEBERG SOFT rett.

floor
BLEND CONCRETE 60x120 IRON



floor
SENSI GEMS TAJ MAHAL 60x120 LUX

CRYSTAL

160x320 soft rett.	0005701	F 148,50
160x320 lux	0005689	F 169,50
120x270 soft rett.	0006205	F 109,90
120x270 lux	0005691	F 130,90

120x120 rett.	0005703	F 74,50
120x120 lux	0005693	F 98,90
60x120 rett.	0005704	F 56,90
60x120 lux	0005694	F 75,90

ABKSTONE

163,5x323 soft	0005700	± 6 mm
163,5x323 lux	0005688	± 6 mm
163,5x323 soft	0006272	± 12 mm
163,5x323 lux	0006279	± 12 mm

▼
6 mm
▲

▼
9 mm
▲



TAJ MAHAL

160x320 soft rett.	0005650	F 148,50
160x320 lux	0005332	F 169,50
120x270 soft rett.	0006204	F 109,90
120x270 lux	0005336	F 130,90

120x120 rett.	0005654	F 74,50
120x120 lux	0005340	F 98,90
60x120 rett.	0005656	F 56,90
60x120 lux	0005342	F 75,90

ABKSTONE

163,5x323 soft	0005648	± 6 mm
163,5x323 lux	0005369	± 6 mm
163,5x323 soft	0006271	± 12 mm
163,5x323 lux	0005311	± 12 mm

▼
6 mm
▲

▼
9 mm
▲



ICEBERG

160x320 soft rett.	0006405	F 148,50
160x320 lux	0006407	F 169,50
120x270 soft rett.	0006409	F 109,90
120x270 lux	0006411	F 130,90

120x120 rett.	0006423	F 74,50
120x120 lux	0006413	F 98,90
60x120 rett.	0006424	F 56,90
60x120 lux	0006414	F 75,90

ABKSTONE

163,5x323 soft	0006404	± 6 mm
163,5x323 lux	0006406	± 6 mm
163,5x323 soft	0006403	± 12 mm
163,5x323 lux	0006402	± 12 mm

▼
6 mm
▲

▼
9 mm
▲



TITANIUM BLACK

160x320 soft rett.	0005649	F 148,50
160x320 lux	0005331	F 169,50
120x270 soft rett.	0006203	F 109,90
120x270 lux	0005335	F 130,90


120x120 rett.	0005653	F 74,50
120x120 lux	0005339	F 98,90
60x120 rett.	0005655	F 56,90
60x120 lux	0005341	F 75,90

ABKSTONE

163,5x323 soft	0005647	± 6 mm
163,5x323 lux	0005368	± 6 mm
163,5x323 soft	0006270	± 12 mm
163,5x323 lux	0005310	± 12 mm

▼
6 mm
▲

▼
9 mm
▲



CRYSTAL BOOK MATCH

120x270 SLAB A LUX rett.	0006765	F 130,90	▼ 6 mm ▲
120x270 SLAB B LUX rett.	0006766	F 130,90	

Ripresa grafica tra le diverse lastre contenuta entro una tolleranza di 3 cm.

Graphic clearance among the different slabs ranging within 3 cm.

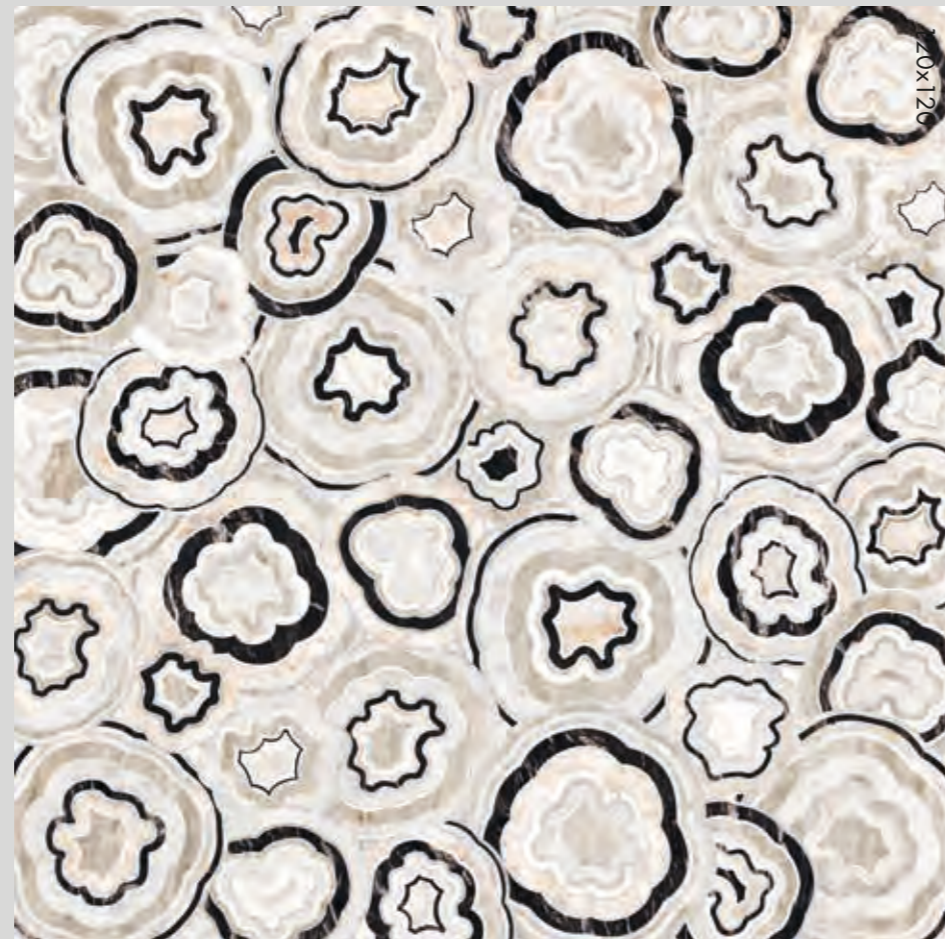


SLAB A

SLAB B

MULTIQUARTZ

120x120 LUX	0006730	F 102,50	▼ 9 mm ▲
60x120 LUX	0006731	F 79,90	



DECORI / DECORATIVE		CRYSTAL	TAJ MAHAL	ICEBERG	TITANIUM BLACK
	MIX SIZES rett. / lux 30x60 F 87,50	0006734	0006733	0006735	0006732
	Pcs box: 5x60				
	10x60 15x60				

PEZZI SPECIALI / SPECIAL TRIMS		CRYSTAL	TAJ MAHAL	ICEBERG	TITANIUM BLACK
	BATTISCOPA lux 5,5x120 PZ 12,90	LUX 0005695	LUX 0005658	LUX 0006415	LUX 0005657
	BATTISCOPA rett. 5,5x120 PZ 10,90	RETT. 0005709	RETT. 0005668	RETT. 0006736	RETT. 0005667
	GRADONE TOP. lux 32x120x4,5x2 PZ 182,90	LUX 0005696	LUX 0005660	LUX 0006416	LUX 0005659
	GRADONE TOP. rett. 32x120x4,5x2 PZ 172,90	RETT. 0005705	RETT. 0005670	RETT. 0006737	RETT. 0005669
	ANGOLARE TOP SX lux 32x120x4,5x2 PZ 208,90	LUX 0005697	LUX 0005662	LUX 0006417	LUX 0005661
	ANGOLARE TOP SX rett. 32x120x4,5x2 PZ 198,90	RETT. 0005706	RETT. 0005672	RETT. 0006738	RETT. 0005671
	ANGOLARE TOP DX lux 32x120x4,5x2 PZ 208,90	LUX 0005698	LUX 0005664	LUX 0006418	LUX 0005663
	ANGOLARE TOP DX rett. 32x120x4,5x2 PZ 198,90	RETT. 0005707	RETT. 0005674	RETT. 0006739	RETT. 0005673
	GRADONE JOLLY lux 40x120x20 PZ 182,90	LUX 0005699	LUX 0005666	LUX 0006419	LUX 0005665
	GRADONE JOLLY rett. 40x120x20 PZ 172,90	RETT. 0005708	RETT. 0005676	RETT. 0006740	RETT. 0005675

LASTRE IN GRES PORCELLANATO TUTTA MASSA FULL BODY PORCELAIN SLABS

Classificazione secondo norme UNI EN 14411 (ISO 13006) Allegato G Gruppo B1a
Classification in accordance with UNI EN 14411 (ISO 13006) Annex G-Group B1a



SENSI GEMS


THE PERFECT COMBO

DALLA CONSULTAZIONE DELLA MATERIOTECA ABK, NASCE LA NUOVA SEZIONE DEDICATA AGLI ABBINAMENTI CHE VALORIZZANO LE SUPERFICI DELLE PRINCIPALI COLLEZIONI.

THE NEW SECTION EXPLORES THE DIFFERENT WAYS IN WHICH ABK MATERIALS CAN BE COORDINATED TO ENHANCE THE SURFACES OF THE MAIN COLLECTIONS.



CHROME



120x270
0007193 CHROME WHITE SOFT rett. F 113,50
0007211 CHROME WHITE LUX rett. F 130,90



120x270
0007194 CHROME BLACK SOFT rett. F 113,50

SENSI GEMS

MARBLE



SENSI UP

LUX, SOFT, NATURALE

6 mm


9 mm

160x320


120x120

120x270


60x120




INVISIBLE PEARL




BRECCIA MELANGE




STATUARIO VERSILIA



GRAND ANTIQUE



MARQUINIA SELECT





SENSI UP wall
SENSI UP STATUARIO VERSILIA LUX 120x270

floor
SENSI UP STATUARIO VERSILIA LUX 60x120
GRADONE JOLLY 40x120x20



floor
SENSI UP BRECCIA MELANGE LUX 120x120

volume
INTERNO 9 RUST 160x320

SENSI UP

INVISIBLE PEARL

* 160x320 SOFT rett.	0003847	F 148,50
* 160x320 LUX rett.	0004177	F 169,50
120x270 SOFT rett.	0006748	F 109,90
* 120x270 LUX rett.	0004189	F 130,90

120x120 rett.	0005728	F 74,50
120x120 LUX rett.	0004199	F 98,90
60x120 rett.	0005736	F 56,90
60x120 LUX rett.	0004204	F 75,90

ABKSTONE

163,5x323 soft	0003835	± 6 mm
163,5x323 lux	0003889	± 6 mm
163,5x323 soft	0003777	± 12 mm
163,5x323 lux	0003789	± 12 mm

6 mm

9 mm



BRECCIA MELANGE

* 160x320 LUX rett.	0003509	F 169,50
* 120x270 LUX rett.	0004191	F 130,90

120x120 LUX rett.	0003519	F 98,90
60x120 LUX rett.	0003521	F 75,90

6 mm

9 mm



* Fino ad esaurimento scorte l' art. verrà consegnato a spessore 7 mm. The item will be delivered 7 mm thick until stocks are exhausted.

SENSI UP

MARBLE

STATUARIO VERSILIA

* 160x320 SOFT rett.	0003846	F 148,50
* 160x320 LUX rett.	0004176	F 169,50
120x270 SOFT rett.	0006747	F 109,90
* 120x270 LUX rett.	0004188	F 130,90


120x120 rett.	0005726	F 74,50
120x120 LUX rett.	0004198	F 98,90
60x120 rett.	0005735	F 56,90
60x120 LUX rett.	0004203	F 75,90

ABKSTONE

163,5x323 soft	0003836	± 6 mm
163,5x323 lux	0003887	± 6 mm
163,5x323 slab A soft	0003774	± 12 mm
163,5x323 slab B soft	0003864	± 12 mm
163,5x323 slab A lux	0003786	± 12 mm
163,5x323 slab B lux	0003861	± 12 mm
163,5x323 soft	0006246	± 20 mm
163,5x323 lux	0006243	± 20 mm

6 mm

9 mm




GRAND ANTIQUE

* 160x320 LUX rett.	0002538	F 169,50
** 120x270 LUX rett.	0005029	F 130,90

* 120x120 LUX rett.	0002562	F 98,90
* 60x120 LUX rett.	0002564	F 75,90

6 mm

9 mm



** Fino ad esaurimento scorte l' art. verrà consegnato nel formato 120x240 spessore 7 mm. The item will be delivered 7 mm thick in 120x240 size until stocks are exhausted.


SENSI UP

MARQUINIA SELECT

* 160x320 SOFT rett.	0003848	F 148,50
* 160x320 LUX rett.	0004178	F 169,50
120x270 SOFT rett.	0006749	F 109,90
* 120x270 LUX rett.	0004190	F 130,90
120x120 rett.	0006755	F 74,50
120x120 LUX rett.	0004200	F 98,90
60x120 rett.	0006756	F 56,90
60x120 LUX rett.	0004205	F 75,90

▼
6 mm
▲

▼
9 mm
▲



ABKSTONE

163,5x323 soft	0003856	≍ 6 mm
163,5x323 lux	0003891	≍ 6 mm
163,5x323 slab A soft	0003776	≍ 12 mm
163,5x323 slab B soft	0003866	≍ 12 mm
163,5x323 slab A lux	0003788	≍ 12 mm
163,5x323 slab B lux	0003863	≍ 12 mm
163,5x323 soft	0006248	≍ 20 mm
163,5x323 lux	0006245	≍ 20 mm

INTARSIA

120x120 LUX rett.	0004208	F 102,50
60x120 LUX rett.	0004209	F 79,90

▼
9 mm
▲



* Fino ad esaurimento scorte l' art. verrà consegnato a spessore 7 mm. The item will be delivered 7 mm thick until stocks are exhausted.



floor
SENSI UP INTARSIA LUX 120x120

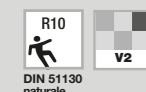
table
SENSI UP STATUARIO VERSILIA LUX 120x120

PEZZI SPECIALI / SPECIAL TRIMS	9 mm	INVISIBLE PEARL	BRECCIA MELANGE	STATUARIO VERSILIA	GRAND ANTIQUE	MARQUINIA SELECT
30 60 TRAPEZIO LUX 60x30x30 rett. F 239,90 ☞ 3 = 0,35 MQ		-	-	-	* 0002952	-
30 ROMBO 30 LUX 30x30 rett. F 239,90 ☞ 5 = 0,39 MQ		-	-	-	* 0002953	-
BATTISCOPA LUX rett. 5,5x120 PZ 12,90 ☞ 6		0004910	0004912	0004909	* 0002566	0004911
BATTISCOPA rett. 5,5x120 PZ 10,90 ☞ 6		0005741	-	0005740	-	0006757
GRAD. TOP LUX rett. 32x120x4,5x2 PZ 182,90 ☞ 1		0004915	0004917	0004914	* 0002568	0004916
GRAD. TOP rett. 32x120x4,5x2 PZ 172,90 ☞ 1		0005746	-	0005745	-	0006758
ANG. TOP SX LUX rett. 32x120x4,5x2 PZ 208,90 ☞ 1		0004920	0004922	0004919	* 0002570	0004921
ANG. TOP SX rett. 32x120x4,5x2 PZ 198,90 ☞ 1		0005751	-	0005750	-	0006759
ANG. TOP DX LUX rett. 32x120x4,5x2 PZ 208,90 ☞ 1		0004925	0004927	0004924	* 0002572	0004926
ANG. TOP DX rett. 32x120x4,5x2 PZ 198,90 ☞ 1		0005757	-	0005756	-	0006760
GRADONE JOLLY LUX rett. 40x120x20 PZ 182,90 ☞ 1		0004930	0004932	0004929	* 0004560	0004931
GRADONE JOLLY rett. 40x120x20 PZ 172,90 ☞ 1		0005762	-	0005761	-	0006761

* Fino ad esaurimento scorte l'art. verrà consegnato a spessore 7 mm. The item will be delivered 7 mm thick until stocks are exhausted.

LASTRE IN GRES PORCELLANATO TUTTA MASSA FULL BODY PORCELAIN SLABS

Classificazione secondo norme UNI EN 14411 (ISO 13006) Allegato G Gruppo B1a
Classification in accordance with UNI EN 14411 (ISO 13006) Annex G-Group B1a





THE PERFECT COMBO

DALLA CONSULTAZIONE DELLA MATERIOTECA ABK, NASCE LA NUOVA SEZIONE DEDICATA AGLI ABBINAMENTI CHE VALORIZZANO LE SUPERFICI DELLE PRINCIPALI COLLEZIONI.

THE NEW SECTION EXPLORES THE DIFFERENT WAYS IN WHICH ABK MATERIALS CAN BE COORDINATED TO ENHANCE THE SURFACES OF THE MAIN COLLECTIONS.

	GHOST	LAB325	INTERNO 9	NATIVE	CROSSROAD WOOD	CROSSROAD CHALK
INVISIBLE PEARL	GREY	TAUPE	SILVER	FOG	GREY	SMOKE
BRECCIA MELANGE	TAUPE	PEPPER	RUST	RED	TAN	SAND
STATUARIO VERSILIA	GREY	ASH	DARK	EBONY	GREY	GREY
GRAND ANTIQUE	SAGE	ASH	PEARL	ASH	COAL	GREY
MARQUINIA SELECT	ROPE	PEARL	PEARL	RED	AMBER	WHITE
	CHROME					
	120x270 0007193 CHROME WHITE SOFT rett. F 113,50					
	0007211 CHROME WHITE LUX rett. F 130,90				120x270 0007194 CHROME BLACK SOFT rett. F 113,50	



SENSI WIDE

LUX, SOFT, NATURALE



160x320



120x240

120x120

60x120




80x160


80x80




STATUARIO APUANO



ONICE BEIGE




PIETRA GREY




STATUARIO ULTRA




ARABESQUE SILVER



CALACATTA GOLD



SAHARA CREAM





SENSI

floor
ARABESQUE SILVER LUX 160x320



Floor
SENSI PIETRA GREY LUX 120x120
SENSI ONICE BEIGE LUX 120x120

STATUARIO APUANO

* 160x320 LUX rett.	0002481	F 162,90
* 160x320 SOFT rett.	0002756	F 142,50

120x240 LUX rett.	0002497	F 125,50
120x120 LUX rett.	0002510	F 94,90
60x120 LUX rett.	0002513	F 72,90

6 mm


7 mm



ENDLESS MATCH

120x240 LUX rett. SLAB A	0002556	F 125,50
120x240 LUX rett. SLAB B	0002557	F 125,50
120x240 LUX rett. SLAB C	0002558	F 125,50

7 mm



SLAB A

SLAB B

SLAB C

Ripresa grafica tra le diverse lastre contenuta entro una tolleranza di 3 cm.

Graphic clearance among the different slabs ranging within 3 cm.

* Fino ad esaurimento scorte l' art. verrà consegnato a spessore 7 mm. The item will be delivered 7 mm thick until stocks are exhausted.

ONICE BEIGE

* 160x320 LUX rett.	0000372	F 162,90
---------------------	----------------	----------

120x240 LUX rett.	0000384	F 125,50
120x120 LUX rett.	0000390	F 94,90
60x120 LUX rett.	0000742	F 72,90

6 mm

7 mm



BOOK MATCH

120x240 SLAB A LUX rett.	0001647	F 125,50
120x240 SLAB B LUX rett.	0001648	F 125,50

7 mm



SLAB A

SLAB B

Ripresa grafica tra le diverse lastre contenuta entro una tolleranza di 3 cm.

Graphic clearance among the different slabs ranging within 3 cm.

SENSI

PIETRA GREY

* 160x320 LUX rett. **0000370** F 162,90

* 160x320 SOFT rett. **0002754** F 142,50

120x240 LUX rett. **0000382** F 125,50

120x120 LUX rett. **0000388** F 94,90

* 80x160 rett. **0000734** F 81,50


* 80x80 LUX rett. **0000741** F 71,50

* 80x80 rett. **0000738** F 50,90

▼
6 mm
▲

▼
7 mm
▲

▼
9 mm
▲



STATUARIO ULTRA

* 160x320 LUX rett. **0000371** F 162,90

120x240 LUX rett. **0000383** F 125,50

120x120 LUX rett. **0000389** F 94,90

* 80x160 rett. **0000735** F 81,50


* 80x80 LUX rett. **0000718** F 71,50

* 80x80 rett. **0000739** F 50,90

▼
6 mm
▲

▼
7 mm
▲

▼
9 mm
▲



* Fino ad esaurimento scorte l' art. verrà consegnato a spessore 7 mm. The item will be delivered 7 mm thick until stocks are exhausted.

SENSI

MARBLE

CALACATTA GOLD

* 160x320 LUX rett. **0000367** F 162,90

* 160x320 SOFT rett. **0002751** F 142,50

120x240 LUX rett. **0000379** F 125,50

120x120 LUX rett. **0000385** F 94,90

* 80x160 rett. **0000732** F 81,50

* 80x80 LUX rett. **0000717** F 71,50

* 80x80 rett. **0000736** F 50,90

▼
6 mm
▲

▼
7 mm
▲

▼
9 mm
▲



ABKSTONE

163,5x323 soft **0002742** Ⅸ 6 mm

163,5x323 lux **0003353** Ⅸ 6 mm

163,5x323 slab A soft **0003775** Ⅸ 12 mm

163,5x323 slab B soft **0003865** Ⅸ 12 mm

163,5x323 slab A lux **0003787** Ⅸ 12 mm

163,5x323 slab B lux **0003862** Ⅸ 12 mm

163,5x323 soft **0006247** Ⅸ 20 mm

163,5x323 lux **0006244** Ⅸ 20 mm

SAHARA CREAM

* 160x320 LUX rett. **0000368** F 162,90

120x240 LUX rett. **0000380** F 125,50

120x120 LUX rett. **0000386** F 94,90

* 80x160 rett. **0000733** F 81,50

* 80x80 LUX rett. **0000740** F 71,50

* 80x80 rett. **0000737** F 50,90

▼
6 mm
▲

▼
7 mm
▲

▼
9 mm
▲



ARABESQUE SILVER

* 160x320 LUX rett. **0000369** F 162,90

120x240 LUX rett. **0000381** F 125,50

120x120 LUX rett. **0000387** F 94,90

6 mm

7 mm



* Fino ad esaurimento scorte l' art. verrà consegnato a spessore 7 mm. The item will be delivered 7 mm thick until stocks are exhausted.

DECORI / DECORATIVE								
	7 mm	STATUARIO APUANO	ONICE BEIGE	PIETRA GREY	STATUARIO ULTRA	ARABESQUE SILVER	CALACATTA GOLD	SAHARA CREAM
	TRAPEZIO LUX 60x30x30 rett. F 239,90 ⊕ 4 = 0,46 MQ	0002574	0000896	0000894	0000895	0000893	0000891	0000892
	ROMBO 30 LUX 30x30 rett. F 239,90 ⊕ 7 = 0,54 MQ	0002576	0000902	0000900	0000901	0000899	0000897	0000898
	MOS. ENIGMA LUX rett. 30x34 F 319,90 ⊕ 5	-	0000908	0000906	0000907	0000905	0000903	0000904


PEZZI SPECIALI / SPECIAL TRIMS


		7 mm	STATUARIO APUANO	ONICE BEIGE	PIETRA GREY	STATUARIO ULTRA	ARABESQUE SILVER	CALACATTA GOLD	SAHARA CREAM
	BATTISCOPA LUX rett. 5,5x120 PZ 12,90 ⊕ 6		0002518	0000872	0000870	0000871	0000869	0000867	0000868
	GRAD. TOP LUX rett. 32x120x4,5x1,5 PZ 182,90 ⊕ 1		0002521	0000878	0000876	0000877	0000875	0000873	0000874
	ANG. TOP SX LUX rett. 32x120x4,5x1,5 PZ 208,90 ⊕ 1		0002524	0000884	0000882	0000883	0000881	0000879	0000880
	ANG. TOP DX LUX rett. 32x120x4,5x1,5 PZ 208,90 ⊕ 1		0002527	0000890	0000888	0000889	0000887	0000885	0000886
	GRADONE JOLLY LUX 40x120x20 PZ 182,90 ⊕ 1		0004555	0004559	0004558	0004550	0004557	0004549	0004556

LASTRE IN GRES PORCELLANATO PORCELAIN SLABS

Classificazione secondo norme UNI EN 14411 (ISO 13006) Allegato G-Gruppo Bla
Classification in accordance with UNI EN 14411 (ISO 13006) Annex G-Group Bla



0,5x120  4
 MATITA ALLUMINIO
0000086 PZ 20,90
 Parte superiore arrotondata / Rounded top

0,5x120  4
 MATITA ALLUMINIO WHITE
0000087 PZ 34,90
 Parte superiore arrotondata / Rounded top

0,5x120  4
 MATITA ALLUMINIO BLACK
0000088 PZ 34,90
 Parte superiore arrotondata / Rounded top

0,5x120  4
 MATITA ALLUMINIO RAME
0000556 PZ 34,90
 Parte superiore piatta / Flat top


























0,5x120  4
 MATITA ALLUMINIO BRONZO
0000557 PZ 34,90
 Parte superiore piatta / Flat top

Articoli realizzati in alluminio per l'uso a parete, adatti a
 raccordare piastrelle di diverso spessore (9 mm / 7 mm).
 Aluminium strip for use between wall tiles of different
 thicknesses (9 mm / 7 mm).



Floor TRAPEZIO STATUARIO ULTRA LUX - TRAPEZIO CROSSROAD WOOD GREY - GRADONE TOP STATUARIO ULTRA LUX

TRAPEZIO / ROMBO SCHEMI DI POSA - INSTALLATION PATTERNS

<p>01 / MONOCOLORE</p>  <p>TRAPEZIO col.1 ■ 75 % ROMBO col.2 ■ 25 %</p>	<p>01.1 / 2 COLORI</p>  <p>TRAPEZIO col.1 ■ 75 % ROMBO col.2 ■ 25 %</p>	<p>01.2 / 3 COLORI</p>  <p>TRAPEZIO col.1 ■ 37,5 % ROMBO col.2 ■ 25 % TRAPEZIO col.3 ■ 37,5 %</p>	<p>01.3 / 3 COLORI</p>  <p>TRAPEZIO col.1 ■ 37,5 % ROMBO col.2 ■ 25 % TRAPEZIO col.3 ■ 37,5 %</p>	<p>02 / MONOCOLORE</p>  <p>TRAPEZIO col.1 ■ 100 %</p>	<p>02.1 / 2 COLORI</p>  <p>TRAPEZIO col.1 ■ 50 % TRAPEZIO col.2 ■ 50 %</p>
<p>03 / MONOCOLORE</p>  <p>TRAPEZIO col.1 ■ 100 %</p>	<p>03.1 / 3 COLORI</p>  <p>TRAPEZIO col.1 ■ 33,3 % TRAPEZIO col.2 ■ 33,3 % TRAPEZIO col.3 ■ 33,3 %</p>	<p>03.2 / 3 COLORI</p>  <p>TRAPEZIO col.1 ■ 33,3 % TRAPEZIO col.2 ■ 33,3 % TRAPEZIO col.3 ■ 33,3 %</p>	<p>04 / MONOCOLORE</p>  <p>TRAPEZIO col.1 ■ 100 %</p>	<p>04.1 / 2 COLORI</p>  <p>TRAPEZIO col.1 ■ 25 % TRAPEZIO col.2 ■ 75 %</p>	<p>04.2 / 3 COLORI</p>  <p>TRAPEZIO col.1 ■ 37,5 % TRAPEZIO col.2 ■ 25 % TRAPEZIO col.3 ■ 37,5 %</p>
<p>05 / 2 COLORI</p>  <p>TRAPEZIO col.1 ■ 50 % TRAPEZIO col.2 ■ 50 %</p>	<p>05.1 / 3 COLORI</p>  <p>TRAPEZIO col.1 ■ 25 % TRAPEZIO col.2 ■ 50 % TRAPEZIO col.3 ■ 25 %</p>				
<p>06 / MONOCOLORE</p>  <p>TRAPEZIO col.1 ■ 100 %</p>	<p>06.1 / 2 COLORI</p>  <p>TRAPEZIO col.1 ■ 50 % TRAPEZIO col.2 ■ 50 %</p>	<p>06.2 / 3 COLORI</p>  <p>TRAPEZIO col.1 ■ 33,3 % TRAPEZIO col.2 ■ 33,3 % TRAPEZIO col.3 ■ 33,3 %</p>	<p>07 / MONOCOLORE</p>  <p>ROMBO col.1 ■ 100 %</p>	<p>07.1 / 3 COLORI</p>  <p>ROMBO col.1 ■ 33,3 % ROMBO col.2 ■ 33,3 % ROMBO col.3 ■ 33,3 %</p>	<p>07.2 / 3 COLORI</p>  <p>ROMBO col.1 ■ 33,3 % ROMBO col.2 ■ 33,3 % ROMBO col.3 ■ 33,3 %</p>
<p>08 / MONOCOLORE</p>  <p>ROMBO col.1 ■ 100 %</p>	<p>08.1 / 2 COLORI</p>  <p>ROMBO col.1 ■ 50 % ROMBO col.2 ■ 50 %</p>	<p>08.2 / 2 COLORI</p>  <p>ROMBO col.1 ■ 50 % ROMBO col.2 ■ 50 %</p>	<p>09 / MONOCOLORE</p>  <p>ROMBO col.1 ■ 100 %</p>	<p>09.1 / 2 COLORI</p>  <p>ROMBO col.1 ■ 50 % ROMBO col.2 ■ 50 %</p>	

THE PERFECT COMBO

DALLA CONSULTAZIONE DELLA MATERIOTECA ABK, NASCE LA NUOVA SEZIONE DEDICATA AGLI ABBINAMENTI CHE VALORIZZANO LE SUPERFICI DELLE PRINCIPALI COLLEZIONI.

THE NEW SECTION EXPLORES THE DIFFERENT WAYS IN WHICH ABK MATERIALS CAN BE COORDINATED TO ENHANCE THE SURFACES OF THE MAIN COLLECTIONS.

	LAB325	CROSSROAD CHALK	INTERNO 9	GENT	ALPES	CROSSROAD WOOD
STATUARIO APUANO	ASH	GREY	SILVER	ASH	LEAD	GREY
ONICE BEIGE	TAUPE	SAND	DARK	ROPE	SAND	WHITE
CALACATTA GOLD	TAUPE	SAND	RUST	DARK	SAND	SAND
SAHARA CREAM	TAUPE	COAL	RUST			COAL
ARABESQUE SILVER	PEARL	WHITE	DARK		IVORY	AMBER
STATUARIO ULTRA	PEPPER	SMOKE	SILVER	BLUE	LEAD	GREY
PIETRA GREY	PEPPER	GREY	PEARL	ASH	GREY	AMBER



SENSI

LUX, SABLÉ

9 mm


60x120

30x120


60x60

30x60


MARBLE




CALACATTA SELECT




SAHARA CREAM




ARABESQUE SILVER



STATUARIO WHITE



PIETRA GREY





floor
STATUARIO WHITE SABLÈ 60x120

SENSI

MARBLE

CALACATTA SELECT LUX

60x120 LUX rett.	1SL34050	F 72,90
30x120 LUX rett.	1SL57050	F 72,90
60x60 LUX rett.	1SL01050	F 64,50
30x60 LUX rett.	1SL03050	F 61,50

CALACATTA SELECT SABLÈ

60x120 SABLÈ rett.	1SR34550	F 54,50
30x120 SABLÈ rett.	1SR57550	F 54,50
60x60 SABLÈ rett.	1SR01550	F 45,90
30x60 SABLÈ rett.	1SR03550	F 42,50


SAHARA CREAM LUX

60x120 LUX rett.	1SL34100	F 72,90
30x120 LUX rett.	1SL57100	F 72,90
60x60 LUX rett.	1SL01100	F 64,50
30x60 LUX rett.	1SL03100	F 61,50


SAHARA CREAM SABLÈ

60x120 SABLÈ rett.	1SR34600	F 54,50
30x120 SABLÈ rett.	1SR57600	F 54,50
60x60 SABLÈ rett.	1SR01600	F 45,90
30x60 SABLÈ rett.	1SR03600	F 42,50

9 mm



9 mm



STATUARIO WHITE LUX

60x120 LUX rett.	1SL34250	F 72,90
30x120 LUX rett.	1SL57250	F 72,90
60x60 LUX rett.	1SL01250	F 64,50
30x60 LUX rett.	1SL03250	F 61,50

STATUARIO WHITE SABLÈ

60x120 SABLÈ rett.	1SR34750	F 54,50
30x120 SABLÈ rett.	1SR57750	F 54,50
60x60 SABLÈ rett.	1SR01750	F 45,90
30x60 SABLÈ rett.	1SR03750	F 42,50




60x120

PIETRA GREY LUX

60x120 LUX rett.	1SL34200	F 72,90
30x120 LUX rett.	1SL57200	F 72,90
60x60 LUX rett.	1SL01200	F 64,50
30x60 LUX rett.	1SL03200	F 61,50

PIETRA GREY SABLÈ

60x120 SABLÈ rett.	1SR34700	F 54,50
30x120 SABLÈ rett.	1SR57700	F 54,50
60x60 SABLÈ rett.	1SR01700	F 45,90
30x60 SABLÈ rett.	1SR03700	F 42,50



60x120

ARABESQUE SILVER LUX

60x120 LUX rett.	1SL34150	F 72,90
30x120 LUX rett.	1SL57150	F 72,90
60x60 LUX rett.	1SL01150	F 64,50
30x60 LUX rett.	1SL03150	F 61,50

ARABESQUE SILVER SABLÈ

60x120 SABLÈ rett.	1SR34650	F 54,50
30x120 SABLÈ rett.	1SR57650	F 54,50
60x60 SABLÈ rett.	1SR01650	F 45,90
30x60 SABLÈ rett.	1SR03650	F 42,50




60x120



7x60 4
LIST. CHAINS ORO CALACATTA SEL.
1SL03051 lux PZ 36,90
(Metallo prezioso: Oro - Precious metal: Gold)



7x60 4
LIST. CHAINS ORO PIETRA GREY
1SL03201 lux PZ 36,90
(Metallo prezioso: Oro - Precious metal: Gold)




30x30 4
MOS. DEKOR COLD
1SL09251 lux PZ 35,90



0,5x120 4
MATITA ALLUMINIO
0000086 PZ 20,90

Parte superiore arrotondata / Rounded top




0,5x120 4
MATITA ALLUMINIO WHITE
0000087 PZ 34,90

Parte superiore arrotondata / Rounded top




0,5x120 4
MATITA ALLUMINIO BLACK
0000088 PZ 34,90

Parte superiore arrotondata / Rounded top



0,5x120 4
MATITA ALLUMINIO RAME
0000556 PZ 34,90


Parte superiore piatta / Flat top



0,5x120 4
MATITA ALLUMINIO BRONZO
0000557 PZ 34,90

Parte superiore piatta / Flat top

Articoli realizzati in alluminio per l'uso a parete, adatti a raccordare piastrelle di diverso spessore (9 mm / 7 mm).
Aluminium strip for use between wall tiles of different thicknesses (9 mm / 7 mm).



5x30 4
* FASCIA ESSENZE MIX
19R03053 PZ 21,90
(Legno - Wood)




4x30 4
* FASCIA ARDESIA BRONZO
RER09054 rett. PZ 20,90
(Pietra naturale - Natural stone)



4x30 4
* FASCIA ARDESIA GRIGIO
RER09204 rett. PZ 20,90
(Pietra naturale - Natural stone)



1,5x30 4
FASCIA VETRO BRONZO
R1R03157 PZ 22,90
(Vetro e metalli preziosi - Glass and precious metals)



1,5x30 4
FASCIA VETRO PLATINO
R1R03207 PZ 22,90
(Vetro e metalli preziosi - Glass and precious metals)



1,5x30 4
FASCIA VETRO ORO
R1R03106 PZ 22,90
(Vetro e metalli preziosi - Glass and precious metals)



2x30 4
** FASCIA MICRO ARGENTO
SCT067 PZ 13,90



2x30 4
** FASCIA MICRO ORO
SCT066 PZ 13,90

* Art. realizzati con materiali natural
* Items produced with natural materials

** Articoli realizzati con metalli preziosi; si consiglia di pulire la superficie senza utilizzare prodotti contenenti sostanze abrasive.
** Items produced with precious metals; do not use products containing abrasive substances to clean the surface.

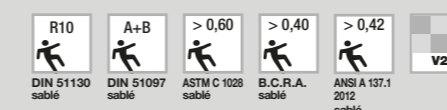
DECORI LUX / DECORATIVE LUX		CALACATTA SELECT	SAHARA CREAM	STATUARIO WHITE	PIETRA GREY	ARABESQUE SILVER
	MOS. ART lux 30x30 F 252,90 4	1SL09053	1SL09103	1SL09253	1SL09203	1SL09153

DECORI SABLÈ / DECORATIVE SABLÈ		CALACATTA SELECT	SAHARA CREAM	STATUARIO WHITE	PIETRA GREY	ARABESQUE SILVER
	MOS. QUADRETTI sablè 30x30 F 101,90 6	1SR09551	1SR09601	1SR09751	1SR09701	1SR09651
	MOS. CHEVRON sablè 30x30 F 119,90 4	1SR09552	1SR09602	1SR09752	1SR09702	1SR09652

PEZZI SPECIALI / SPECIAL TRIMS		CALACATTA SELECT	SAHARA CREAM	STATUARIO WHITE	PIETRA GREY	ARABESQUE SILVER
	LONDON lux 4x30 PZ 17,90 4	1SL11051	1SL11101	1SL11251	1SL11201	1SL11151
	ANG. LONDON lux 4x3 PZ 20,90 2	1SL11052	1SL11102	1SL11252	1SL11202	1SL11152
	RACCORDO lux 1,2x30 PZ 12,90 4	1SL11053	1SL11103	1SL11253	1SL11203	1SL11153
	BATTISCOPA rett. 5,5x60 PZ 8,90 10	LUX 1SL01051 SABLÈ 1SR01551	LUX 1SL01101 SABLÈ 1SR01601	LUX 1SL01251 SABLÈ 1SR01751	LUX 1SL01201 SABLÈ 1SR01701	LUX 1SL01151 SABLÈ 1SR01651
	GRADONE TOP rett. 32x120x4,5x2 PZ 182,90 1	LUX 1SL34051 SABLÈ 1SR34551	LUX 1SL34101 SABLÈ 1SR34601	LUX 1SL34251 SABLÈ 1SR34751	LUX 1SL34201 SABLÈ 1SR34701	LUX 1SL34151 SABLÈ 1SR34651
	ANGOLARE TOP SX 32x120x4,5x2 PZ 208,90 1	LUX 1SL34052 SABLÈ 1SR34552	LUX 1SL34102 SABLÈ 1SR34602	LUX 1SL34252 SABLÈ 1SR34752	LUX 1SL34202 SABLÈ 1SR34702	LUX 1SL34152 SABLÈ 1SR34652
	ANGOLARE TOP DX 32x120x4,5x2 PZ 208,90 1	LUX 1SL34053 SABLÈ 1SR34553	LUX 1SL34103 SABLÈ 1SR34603	LUX 1SL34253 SABLÈ 1SR34753	LUX 1SL34203 SABLÈ 1SR34703	LUX 1SL34153 SABLÈ 1SR34653

GRES PORCELLANATO A MASSA COLORATA FULL BODY COLORED PORCELAIN

Classificazione secondo norme UNI EN 14411 (ISO 13006) Allegato G-Gruppo Bla GL
Classification in accordance with UNI EN 14411 (ISO 13006) Annex G-Group Bla GL




GRACE

LAPPATO EXTRA


10 mm

60x60


MARBLE




ALABASTRO





MARFIL



PULPIS GRIGIO



STATUARIO



GRACE ALABASTRO

◆ 60x60 lapp. extra rett. **GRL01100** F 59,50

10 mm



◆ 60x60 2
DEC. INTARSIO ALABASTRO
GRL01102 rett. PZ 199,90
(ALABASTRO - SOLERAS AVANA)



MARFIL

◆ 60x60 lapp. extra rett. **GRL01250** F 59,50

10 mm



◆ 60x60 2
DEC. INTARSIO MARFIL
GRL01252 rett. PZ 199,90
(MARFIL - SOLERAS AVANA)



PULPIS GRIGIO

◆ 60x60 lapp. extra rett. **GRL01200** F 59,50

10 mm



◆ 60x60 2
DEC. INTARSIO PULPIS GRIGIO
GRL01202 rett. PZ 199,90
(PULPIS GRIGIO - SOLERAS GRIGIO)



STATUARIO

◆ 60x60 lapp. extra rett. **GRL01050** F 59,50

10 mm



◆ 60x60 2
DEC. INTARSIO STATUARIO
GRL01052 rett. PZ 199,90
(STATUARIO - SOLERAS GRIGIO)



GRES PORCELLANATO PORCELAIN TILES

Classificazione secondo norme UNI EN 14411 (ISO 13006) Allegato G-Gruppo Bla GL
Classification in accordance with UNI EN 14411 (ISO 13006) Annex G-Group Bla GL



PEZZI SPECIALI / SPECIAL TRIMS

	ALABASTRO	MARFIL	PULPIS GRIGIO	STATUARIO
◆ BATTISCOPA 6,5x60 PZ 8,90 10	GRL01101	GRL01251	GRL01201	GRL01051

◆ LAPPATO EXTRA
È un trattamento protettivo brevettato specifico per superfici ceramiche lappate a campo pieno realizzato con tecnologia e materiali di ultima generazione.
Applica una protezione invisibile che lascia inalterate nel tempo le caratteristiche estetiche del prodotto e l'elevato grado di lucentezza.
È resistente alle macchie ed allo sporco.
Si pulisce con grande facilità e non richiede particolare manutenzione.
La manutenzione ordinaria deve essere eseguita con prodotti neutri, privi di cere o patine lucidanti, per non togliere al pavimento l'originale lucentezza derivata dal trattamento.

It's a patented protective treatment for specific glossy polished ceramic surfaces realized with the latest technology and materials.
Applies an invisible protection that maintains the aesthetic characteristics of the product and leaves the high glossy effect.
It's stains and dirt resistant.
Easy to clean and requires no special maintenance.
The ordinary maintenance must be realized with neutral, wax or polishing glaze free products, in order to preserve the original surface glossiness derived from the treatment.

ECO CHIC

NATURALE, R11


9 mm

20x170
20x120


20 mm

30x180 R11


WOOD




ALMOND




NATURALE



AVANA



BROWN





ALMOND

20x170 rett.	0006390	F 67,90
20x120 rett.	0004938	F 47,50

9 mm



NATURALE

20x170 rett.	0005050	F 67,90
20x120 rett.	0004939	F 47,50

9 mm



AVANA

20x170 rett.	0005051	F 67,90
20x120 rett.	0004940	F 47,50

9 mm

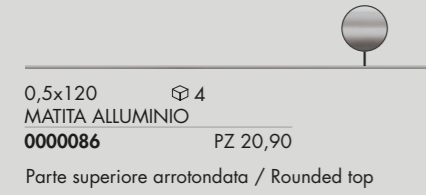


BROWN

20x170 rett.	0006391	F 67,90
20x120 rett.	0004941	F 47,50

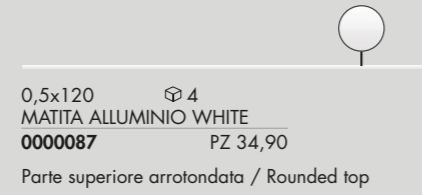
9 mm





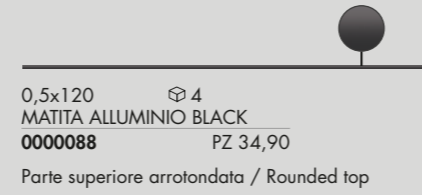
0,5x120  4
MATITA ALLUMINIO
0000086 PZ 20,90

Parte superiore arrotondata / Rounded top



0,5x120  4
MATITA ALLUMINIO WHITE
0000087 PZ 34,90

Parte superiore arrotondata / Rounded top



0,5x120  4
MATITA ALLUMINIO BLACK
0000088 PZ 34,90

Parte superiore arrotondata / Rounded top



0,5x120  4
MATITA ALLUMINIO RAME
0000556 PZ 34,90

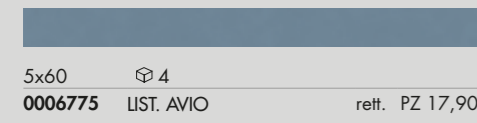
Parte superiore piatta / Flat top





0,5x120  4
MATITA ALLUMINIO BRONZO
0000557 PZ 34,90


Parte superiore piatta / Flat top


Articoli realizzati in alluminio per l'uso a parete, adatti a
 raccordare piastrelle di diverso spessore (9 mm / 7 mm).
 Aluminium strip for use between wall tiles of different
 thicknesses (9 mm / 7 mm).




5x60  4
0006775 LIST. AVIO rett. PZ 17,90




5x60  4
0006776 LIST. PHARD rett. PZ 17,90





5x60  4
0006777 LIST. SENAPE rett. PZ 17,90

OUT.20 R11  20 mm











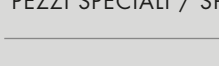



30x180  1
NATURALE
0006377 rett. F 98,50



30x180  1
AVANA
0006378 rett. F 98,50

Per la serie completa vedi pag. 269
 For the complete collection see page 269

DECORI / DECORATIVE					
		ALMOND	NATURALE	AVANA	BROWN
	MIX SIZES rett. 30x60 F 74,90  6	0006771	0006772	0006773	0006774
	Pcs 5x60  6				
	box: 10x60  6				
	15x60  6				

PEZZI SPECIALI / SPECIAL TRIMS		ALMOND	NATURALE	AVANA	BROWN
	BATTISCOPIA rett. 6,5x120  9 mm PZ 9,90  6	0004946	0004947	0004948	0004949
	GRADONE TOP rett. 32x120x4,5x2  9 mm PZ 172,90  1	0006662	0006663	0006664	0006665
	ANGOLARE TOP SX 32x120x4,5x2  1 PZ 198,90	0006666	0006667	0006668	0006669
	ANGOLARE TOP DX 32x120x4,5x2  9 mm PZ 198,90  1				

GRES PORCELLANATO A MASSA COLORATA FULL BODY COLORED PORCELAIN

Classificazione secondo norme UNI EN 14411 (ISO 13006) Allegato G Gruppo B1a GL
 Classification in accordance with UNI EN 14411 (ISO 13006) Annex G-Group B1a GL






















floor
 ECO CHIC NATURALE 20x120




wall
 ECO CHIC MIX SIZES NATURALE 30x60
 LIST. SENAPE/AVIO/PHARD 5x60
 WIDE&STYLE RAINBOW AVIO 120x270

THE PERFECT COMBO

DALLA CONSULTAZIONE DELLA MATERIOTECA ABK, NASCE LA NUOVA SEZIONE DEDICATA AGLI ABBINAMENTI CHE VALORIZZANO LE SUPERFICI DELLE PRINCIPALI COLLEZIONI.


THE NEW SECTION EXPLORES THE DIFFERENT WAYS IN WHICH ABK MATERIALS CAN BE COORDINATED TO ENHANCE THE SURFACES OF THE MAIN COLLECTIONS.

	SENSI GEMS	ATLANTIS	BLEND	LAB 325
				
ALMOND	TITANIUM BLACK	TAUPE	GREY	TAUPE
				
NATURALE	CRYSTAL	SMOKE	IRON	ASH
				
AVANA	TAJ MAHAL	GREY	MOON	PEARL
				
BROWN	CRYSTAL	SAND	DOTS TAUPE	ASH






BEIGE



OAK



TAUPE



BLUE

NEST

NATURALE

9 mm

20x170

20x120



NEST

BEIGE

20x170 rett.	0002731	F 67,90
20x120 rett.	0002739	F 47,50

9 mm



OAK

20x170 rett.	0002733	F 67,90
20x120 rett.	0002741	F 47,50

9 mm



NEST

TAUPE

20x170 rett.	0002732	F 67,90
20x120 rett.	0002740	F 47,50

9 mm



BLUE

20x170 rett.	0003273	F 67,90
20x120 rett.	0003224	F 47,50

9 mm







table and countertop kitchen GENT DARK 160x320
floor NEST BEIGE 20x170

THE PERFECT COMBO

DALLA CONSULTAZIONE DELLA MATERIOTECA ABK, NASCE LA NUOVA SEZIONE DEDICATA AGLI ABBINAMENTI CHE VALORIZZANO LE SUPERFICI DELLE PRINCIPALI COLLEZIONI.

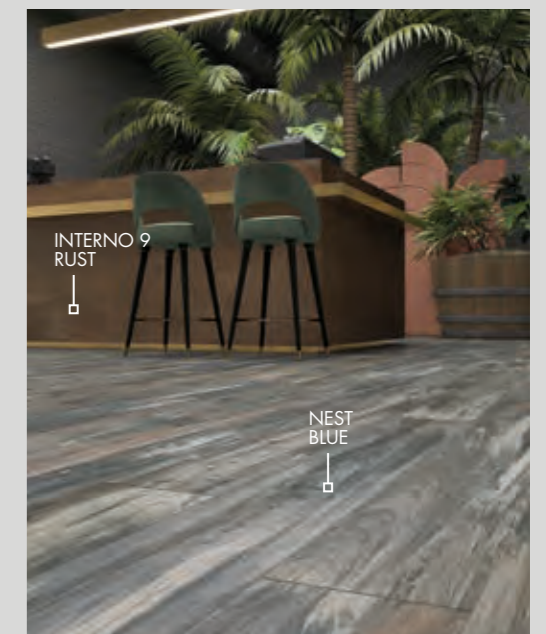

THE NEW SECTION EXPLORES THE DIFFERENT WAYS IN WHICH ABK MATERIALS CAN BE COORDINATED TO ENHANCE THE SURFACES OF THE MAIN COLLECTIONS.

	INTERNO 9	GENT	CROSSROAD CHALK	LAB325	NATIVE
 BEIGE	 RUST	 DARK	 WHITE	 PEARL	 FOREST
 OAK	 DARK	 BLUE	 SAND	 PEPPER	 EBONY
 TAUPE	 PEARL	 DARK	 COAL	 ASH	 ASH
 BLUE	 RUST	 BLUE	 SMOKE	 PEPPER	 FOG

PEZZI SPECIALI / SPECIAL TRIMS					
	BATTISCOPIA 6,5x120 PZ 10,90  6	0003227	0003229	0003228	0003230
	GRADONE TOP rett. 32x120x4,5x2 PZ 172,90  1	0003232	0003234	0003233	0003235
	ANGOLARE TOP SX 32x120x4,5x2 PZ 198,90  1	0003237	0003239	0003238	0003240
	ANGOLARE TOP DX 32x120x4,5x2 PZ 198,90  1	0003242	0003244	0003243	0003245

GRES PORCELLANATO PORCELAIN TILES

Classificazione secondo norme UNI EN 14411 (ISO 13006) Allegato G-Gruppo B1a
Classification in accordance with UNI EN 14411 (ISO 13006) Annex G-Group B1a



CROSSROAD WOOD

NATURALE


7 mm

26x200


9 mm

20x120


WOOD



WHITE




SAND




GREY




COAL



TAN



AMBER





wall
BRICK 7,5x30 SAND - CHALK 120x240 SAND

floor
WOOD 20x120 SAND

CROSSROAD WOOD

WOOD

WHITE

26x200 rett.	0000538	F 74,50
--------------	----------------	---------

▼
7 mm
▲

* 20x120 rett.	0000543	F 47,50
----------------	----------------	---------

▼
9 mm
▲



26x200

SAND

26x200 rett.	0000539	F 74,50
--------------	----------------	---------

▼
7 mm
▲

* 20x120 rett.	0000544	F 47,50
----------------	----------------	---------

▼
9 mm
▲



26x200

* Fino ad esaurimento scorte l' art. verrà consegnato a spessore 7 mm. The item will be delivered 7 mm thick until stocks are exhausted.

CROSSROAD WOOD

GREY

26x200 rett.	0000558	F 74,50
<hr/>		
* 20x120 rett.	0000559	F 47,50

▼
7 mm
▲

▼
9 mm
▲



COAL

26x200 rett.	0000542	F 74,50
<hr/>		
* 20x120 rett.	0000547	F 47,50

▼
7 mm
▲

▼
9 mm
▲



* Fino ad esaurimento scorte l' art. verrà consegnato a spessore 7 mm. The item will be delivered 7 mm thick until stocks are exhausted.

CROSSROAD WOOD

WOOD

AMBER

26x200 rett.	0000540	F 74,50
<hr/>		
* 20x120 rett.	0000545	F 47,50

▼
7 mm
▲

▼
9 mm
▲



TAN

26x200 rett.	0000541	F 74,50
<hr/>		
* 20x120 rett.	0000546	F 47,50

▼
7 mm
▲

▼
9 mm
▲



* Fino ad esaurimento scorte l' art. verrà consegnato a spessore 7 mm. The item will be delivered 7 mm thick until stocks are exhausted.

TRAPEZIO / ROMBO SCHEMI DI POSA - INSTALLATION PATTERNS

01 / MONOCOLORE

 TRAPEZIO col.1 ■ 75 %
 ROMBO col.2 ■ 25 %

01.1 / 2 COLORI

 TRAPEZIO col.1 ■ 75 %
 ROMBO col.2 ■ 25 %

01.2 / 3 COLORI

 TRAPEZIO col.1 ■ 37,5 %
 ROMBO col.2 ■ 25 %
 TRAPEZIO col.3 ■ 37,5 %

01.3 / 3 COLORI

 TRAPEZIO col.1 ■ 37,5 %
 ROMBO col.2 ■ 25 %
 TRAPEZIO col.3 ■ 37,5 %

02 / MONOCOLORE

 TRAPEZIO col.1 ■ 100 %

02.1 / 2 COLORI

 TRAPEZIO col.1 ■ 50 %
 TRAPEZIO col.2 ■ 50 %

03 / MONOCOLORE

 TRAPEZIO col.1 ■ 100 %

03.1 / 3 COLORI

 TRAPEZIO col.1 ■ 33,3 %
 TRAPEZIO col.2 ■ 33,3 %
 TRAPEZIO col.3 ■ 33,3 %

03.2 / 3 COLORI

 TRAPEZIO col.1 ■ 33,3 %
 TRAPEZIO col.2 ■ 33,3 %
 TRAPEZIO col.3 ■ 33,3 %

04 / MONOCOLORE

 TRAPEZIO col.1 ■ 100 %

04.1 / 2 COLORI

 TRAPEZIO col.1 ■ 25 %
 TRAPEZIO col.2 ■ 75 %

04.2 / 3 COLORI

 TRAPEZIO col.1 ■ 37,5 %
 TRAPEZIO col.2 ■ 25 %
 TRAPEZIO col.3 ■ 37,5 %

05 / 2 COLORI

 TRAPEZIO col.1 ■ 50 %
 TRAPEZIO col.2 ■ 50 %

05.1 / 3 COLORI

 TRAPEZIO col.1 ■ 25 %
 TRAPEZIO col.2 ■ 50 %
 TRAPEZIO col.3 ■ 25 %

06 / MONOCOLORE

 TRAPEZIO col.1 ■ 100 %

06.1 / 2 COLORI

 TRAPEZIO col.1 ■ 50 %
 TRAPEZIO col.2 ■ 50 %

06.2 / 3 COLORI

 TRAPEZIO col.1 ■ 33,3 %
 TRAPEZIO col.2 ■ 33,3 %
 TRAPEZIO col.3 ■ 33,3 %

07 / MONOCOLORE

 ROMBO col.1 ■ 100 %

07.1 / 3 COLORI

 ROMBO col.1 ■ 33,3 %
 ROMBO col.2 ■ 33,3 %
 ROMBO col.3 ■ 33,3 %

07.2 / 3 COLORI

 ROMBO col.1 ■ 33,3 %
 ROMBO col.2 ■ 33,3 %
 ROMBO col.3 ■ 33,3 %

08 / MONOCOLORE

 ROMBO col.1 ■ 100 %

08.1 / 2 COLORI

 ROMBO col.1 ■ 50 %
 ROMBO col.2 ■ 50 %

08.2 / 2 COLORI

 ROMBO col.1 ■ 50 %
 ROMBO col.2 ■ 50 %

09 / MONOCOLORE

 ROMBO col.1 ■ 100 %

09.1 / 2 COLORI

 ROMBO col.1 ■ 50 %
 ROMBO col.2 ■ 50 %

0000086 PZ 20,90
 0,5x120 \varnothing 4
 MATITA ALLUMINIO
 Parte superiore arrotondata / Rounded top

0000087 PZ 34,90
 0,5x120 \varnothing 4
 MATITA ALLUMINIO WHITE
 Parte superiore arrotondata / Rounded top

0000088 PZ 34,90
 0,5x120 \varnothing 4
 MATITA ALLUMINIO BLACK
 Parte superiore arrotondata / Rounded top

0000556 PZ 34,90
 0,5x120 \varnothing 4
 MATITA ALLUMINIO RAME
 Parte superiore piatta / Flat top

0000557 PZ 34,90
 0,5x120 \varnothing 4
 MATITA ALLUMINIO BRONZO
 Parte superiore piatta / Flat top

Articoli realizzati in alluminio per l'uso a parete, adatti a raccordare piastrelle di diverso spessore (9 mm / 7 mm).
 Aluminium strip for use between wall tiles of different thicknesses (9 mm / 7 mm).

DECORI / DECORATIVE	9 mm	WHITE	SAND	GREY	COAL	AMBER	TAN
* TRAPEZIO 60x30x30 rett. F 172,90 \varnothing 3 = 0,35 MQ		0001097	0001098	0001102	0001101	0001099	0001100
* ROMBO 30 30x30 rett. F 172,90 \varnothing 5 = 0,39 MQ		0001103	0001104	0001108	0001107	0001105	0001106

PEZZI SPECIALI / SPECIAL TRIMS	WHITE	SAND	GREY	COAL	AMBER	TAN
* BATTISCOPA rett. 6,5x120 PZ 10,90 \varnothing 6	0001258	0001262	0001298	0001297	0001295	0001296
* GRADONE TOP rett. 32x120x4,5x1,5 PZ 172,90 \varnothing 1	0001299	0001300	0001304	0001303	0001301	0001302
* ANGOLARE TOP SX 32x120x4,5x1,5 PZ 198,90 \varnothing 1	0001305	0001306	0001310	0001309	0001307	0001308
* ANGOLARE TOP DX 32x120x4,5x1,5 PZ 198,90 \varnothing 1	0001311	0001312	0001316	0001315	0001313	0001314

* Fino ad esaurimento scorte l' art. verrà consegnato a spessore 7 mm.
 The item will be delivered 7 mm thick until stocks are exhausted.

GRES PORCELLANATO PORCELAIN TILES

Classificazione secondo norme UNI EN 14411 (ISO 13006) Allegato G-Gruppo Bla GL
 Classification in accordance with UNI EN 14411 (ISO 13006) Annex G-Group Bla GL

R10 A $\geq 0,60$ $> 0,40$ $> 0,42$ V2 **AUTO-LEVELING™**
 Facile installazione - Easy laying

CROSSROAD WOOD

THE PERFECT COMBO



DALLA CONSULTAZIONE DELLA MATERIOTECA ABK, NASCE LA NUOVA SEZIONE DEDICATA AGLI ABBINAMENTI CHE VALORIZZANO LE SUPERFICI DELLE PRINCIPALI COLLEZIONI.

THE NEW SECTION EXPLORES THE DIFFERENT WAYS IN WHICH ABK MATERIALS CAN BE COORDINATED TO ENHANCE THE SURFACES OF THE MAIN COLLECTIONS.

	LAB325	CROSSROAD CHALK	INTERNO 9	GENT	ALPES	SENSI/SENSI UP
WHITE	TAUPE	WHITE	SILVER	ROPE	SAND	ONICE BEIGE
SAND	TAUPE	SAND	DARK	ROPE	SAND	CALACATTA GOLD
GREY	TAUPE	GREY	SILVER	ASH	IVORY	STATUARIO APUANO
COAL	PEARL	COAL	PEARL	ASH	LEAD	GRAND ANTIQUE
AMBER	PEPPER	COAL	RUST	DARK	SAND	ARABESQUE SILVER
TAN	ASH	WHITE	DARK	BLUE	GREY	CALACATTA GOLD

CROSSROAD WOOD

WOOD



DOLPHIN

NATURALE, AGED R11

9 mm

20 mm

40x170

30x120 R11

20x170


20x120

20x120 R11

WOOD



MILK



CLAY




OAK




MOON



GREY



COAL



DOLPHIN

MILK

40x170 rett.	DPR5605A	F 67,90
20x170 rett.	DPR5505A	F 67,90
20x120 rett.	DPR35050	F 47,50

9 mm



CLAY

40x170 rett.	DPR5610A	F 67,90
20x170 rett.	DPR5510A	F 67,90
20x120 rett.	DPR35100	F 47,50

9 mm



DOLPHIN

WOOD

OAK

40x170 rett.	DPR5615A	F 67,90
20x170 rett.	DPR5516A	F 67,90
20x120 rett.	DPR35150	F 47,50

9 mm



MOON

40x170 rett.	DPR5620A	F 67,90
20x170 rett.	DPR5520A	F 67,90
20x120 rett.	DPR35200	F 47,50

9 mm



DOLPHIN

GREY

40x170 rett.	DPR5625A	F 67,90
20x170 rett.	DPR5525A	F 67,90
20x120 rett.	DPR35250	F 47,50


9 mm



COAL

40x170 rett.	DPR5630A	F 67,90
20x170 rett.	DPR5530A	F 67,90
20x120 rett.	DPR35300	F 47,50


9 mm





DOLPHIN

WOOD




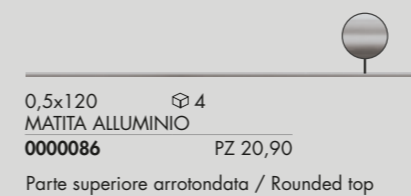
20x120  3
LISTONE CLAY PAINT MIX 3
DPR35105 rett. PZ 85,90




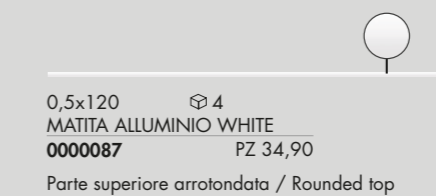
20x120  3
LISTONE GREY ENAMEL MIX 3
DPR35255 rett. PZ 85,90




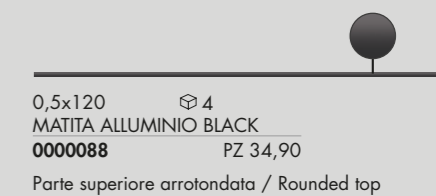
20x15  6
SNIP PAINT MIX 6 (5x20+10x20+15x20)
DPR35106 rett. PZ 119,90
(prezzo a cp.)




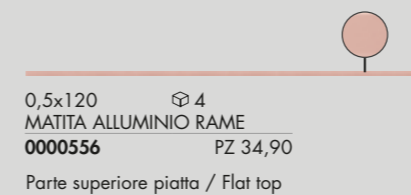
0,5x120  4
MATITA ALLUMINIO
0000086 PZ 20,90
Parte superiore arrotondata / Rounded top



0,5x120  4
MATITA ALLUMINIO WHITE
0000087 PZ 34,90
Parte superiore arrotondata / Rounded top




0,5x120  4
MATITA ALLUMINIO BLACK
0000088 PZ 34,90
Parte superiore arrotondata / Rounded top



0,5x120  4
MATITA ALLUMINIO RAME
0000556 PZ 34,90
Parte superiore piatta / Flat top

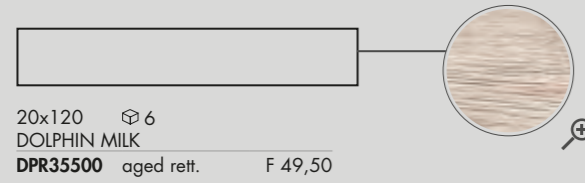


0,5x120  4
MATITA ALLUMINIO BRONZO
0000557 PZ 34,90
Parte superiore piatta / Flat top

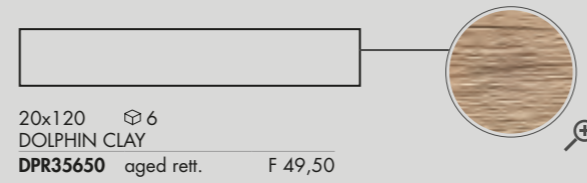
Articoli realizzati in alluminio per l'uso a parete, adatti a raccordare piastrelle di diverso spessore (9 mm / 7 mm).
Aluminium strip for use between wall tiles of different thicknesses (9 mm / 7 mm).

DOLPHIN

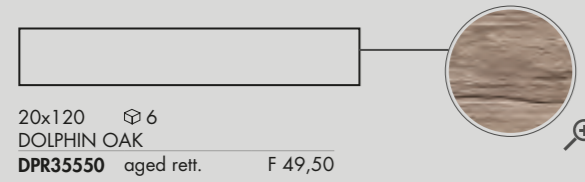
OUTDOOR R11 9 mm



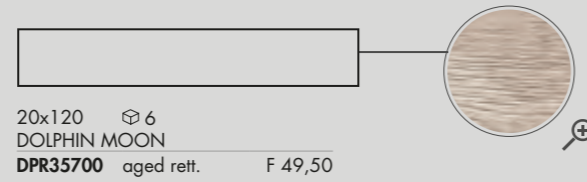
20x120 6
DOLPHIN MILK
DPR35500 aged rett. F 49,50



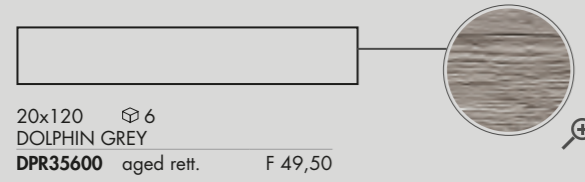
20x120 6
DOLPHIN CLAY
DPR35650 aged rett. F 49,50



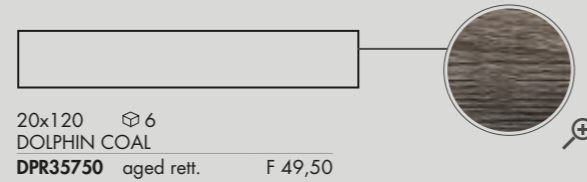
20x120 6
DOLPHIN OAK
DPR35550 aged rett. F 49,50



20x120 6
DOLPHIN MOON
DPR35700 aged rett. F 49,50

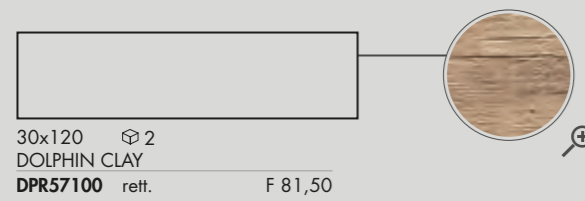


20x120 6
DOLPHIN GREY
DPR35600 aged rett. F 49,50

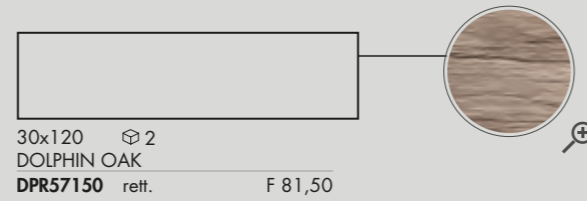


20x120 6
DOLPHIN COAL
DPR35750 aged rett. F 49,50

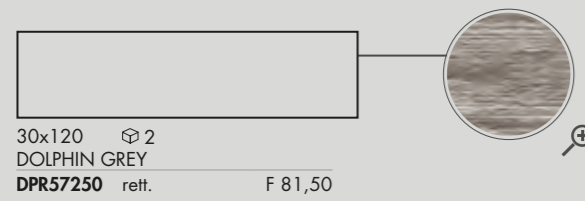
OUT.20 R11 20 mm



30x120 2
DOLPHIN CLAY
DPR57100 rett. F 81,50



30x120 2
DOLPHIN OAK
DPR57150 rett. F 81,50



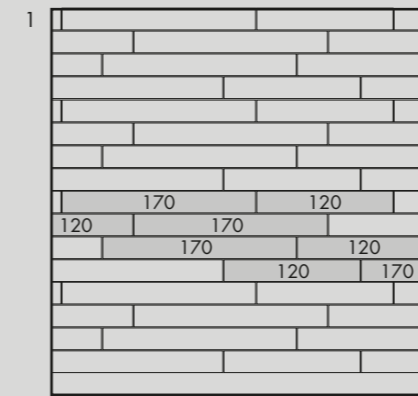
30x120 2
DOLPHIN GREY
DPR57250 rett. F 81,50

Per la serie completa vedi pag. 268
For the complete collection see page 268

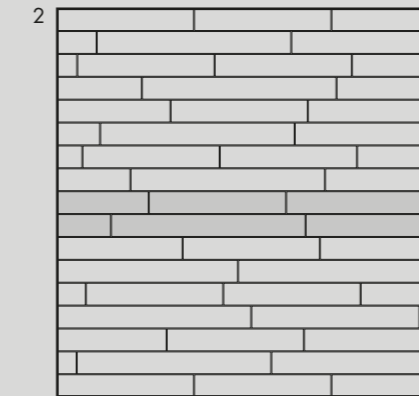
DOLPHIN

WOOD

SCHEMI DI POSA
INSTALLATION PATTERNS



20x120 41,40 %
20x170 58,60 %
(MODULO FISSO - FIX MODULE)



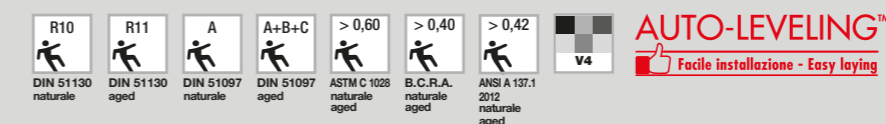
20x120 50 %
20x170 50 %
(A FILE ALTERNATE / ALTERNATE LINES)

PEZZI SPECIALI / SPECIAL TRIMS

	MILK	CLAY	OAK	MOON	GREY	COAL
 BATTISCOPA rett. 6,5x120 PZ 10,90 6	DPR35051	DPR35101	DPR35151	DPR35201	DPR35251	DPR35301
 GRADONE TOP rett. 32x120x4,5x2 PZ 172,90 1	DPR35053	DPR35103	DPR35153	DPR35203	DPR35253	DPR35303
 ANGOLARE TOP SX 32x120x4,5x2 PZ 198,90 1	DPR35054	DPR35104	DPR35154	DPR35204	DPR35254	DPR35304
 ANGOLARE TOP DX 32x120x4,5x2 PZ 198,90 1	DPR35055	DPR35107	DPR35155	DPR35205	DPR35257	DPR35305
 ELEMENTO L 15x60x4 PZ 45,90 R11 4	DPR35501 MILK AGED	DPR35651 CLAY AGED	DPR35551 OAK AGED	DPR35701 MOON AGED	DPR35601 GREY AGED	DPR35751 COAL AGED

GRES PORCELLANATO A MASSA COLORATA FULL BODY COLORED PORCELAIN

Classificazione secondo norme UNI EN 14411 (ISO 13006) Allegato G-Gruppo Bla GL
Classification in accordance with UNI EN 14411 (ISO 13006) Annex G-Group Bla GL



SOLERAS

NATURALE, GRIP R11

9 mm

20 mm

40x170

30x120 R11

20x170


20x120

20x80


13,5x80

20x80 R11


WOOD



NATURALE




BEIGE



AVANA




BIANCO



GRIGIO



ANTRACITE





wall
AVANA 20x80 - 13,5x80

SOLERAS

WOOD

NATURALE

40x170 rett.	S1R5620A	F 67,90
20x170 rett.	S1R5520A	F 67,90
20x120 rett.	S1R35200	F 47,50
20x80 rett.	S1R4920B	F 40,90
13,5x80 rett.	S1R48200	F 42,50

▼
9 mm
▲



20x120

BEIGE

20x120 rett.	S1R35300	F 47,50
20x80 rett.	S1R4930B	F 40,90
13,5x80 rett.	S1R48300	F 42,50

▼
9 mm
▲



20x120

SOLERAS

AVANA

40x170 rett.	S1R5625A	F 67,90
20x170 rett.	S1R5525A	F 67,90
20x120 rett.	S1R35250	F 47,50
20x80 rett.	S1R4925B	F 40,90
13,5x80 rett.	S1R48250	F 42,50

9 mm



BIANCO

40x170 rett.	S1R5605A	F 67,90
20x170 rett.	S1R5505A	F 67,90
20x120 rett.	S1R35050	F 47,50
20x80 rett.	S1R4905B	F 40,90
13,5x80 rett.	S1R48050	F 42,50

9 mm



SOLERAS

WOOD

GRIGIO

40x170 rett.	S1R5610A	F 67,90
20x170 rett.	S1R5510A	F 67,90
20x120 rett.	S1R35100	F 47,50
20x80 rett.	S1R4910B	F 40,90
13,5x80 rett.	S1R48100	F 42,50

9 mm



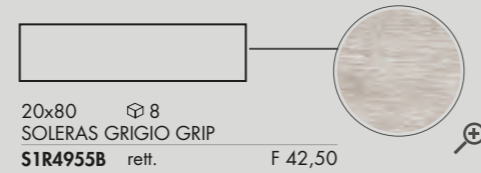
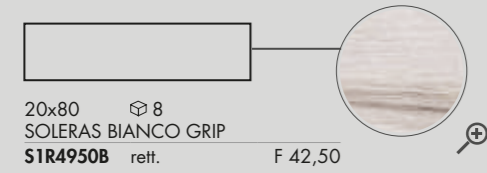
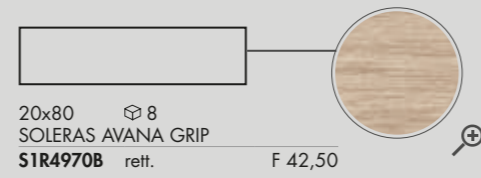
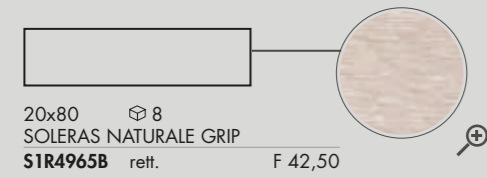
ANTRACITE

20x120 rett.	S1R35150	F 47,50
20x80 rett.	S1R4915B	F 40,90
13,5x80 rett.	S1R48150	F 42,50

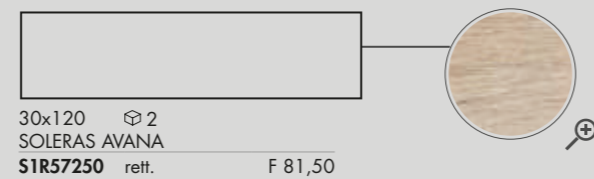
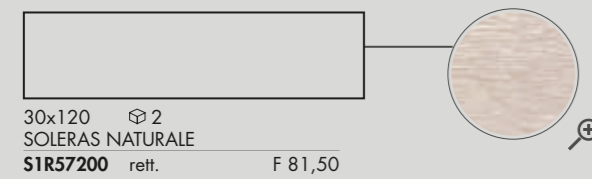
9 mm



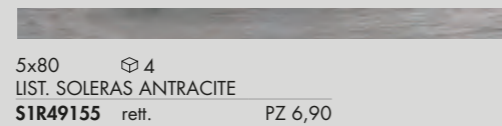
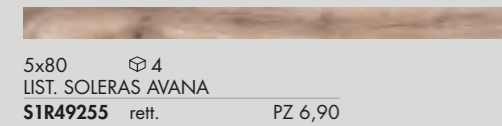
OUTDOOR R11 9 mm



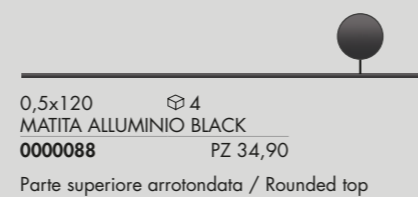
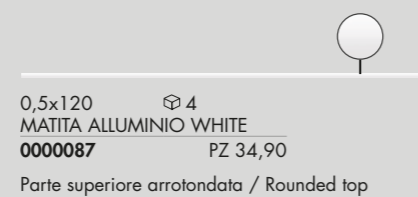
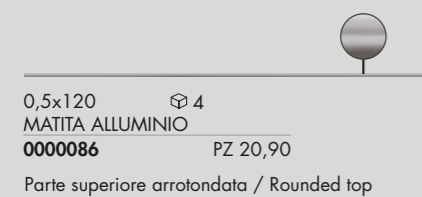
OUT.20 R11 20 mm



Per la serie completa vedi pag. 269
For the complete collection see page 269

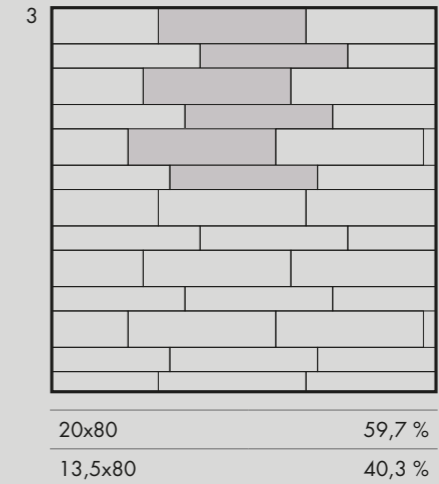
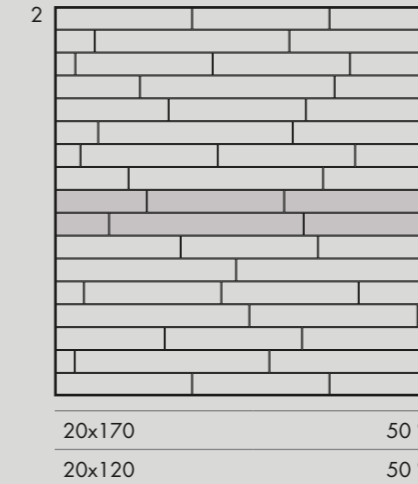
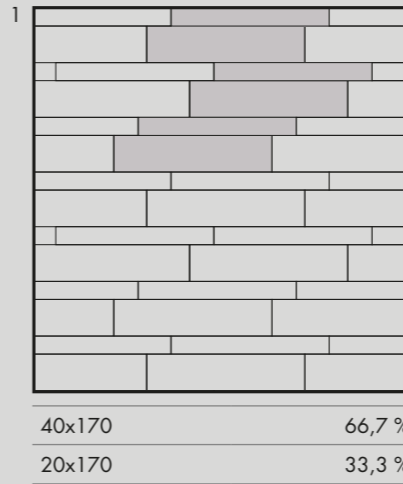


* Antico legno alpino recuperato da costruzioni dismesse e trattato per l'utilizzo in parete e a pavimento. Ogni pezzo è unico e irripetibile. Antique alpin wood, recovered from discontinued buildings and treated for floor and wall use. Every single piece turns out to be different and unique.
Art. realizzati con materiali naturali: vedi indicazioni per posa e pulizia a pag. 334 dell'area tecnica. Items produced with natural materials: check the technical area at page 334.



Articoli realizzati in alluminio per l'uso a parete, adatti a raccordare piastrelle di diverso spessore (9 mm / 7 mm). Aluminium strip for use between wall tiles of different thicknesses (9 mm / 7 mm).

SCHEMI DI POSA / INSTALLATION PATTERNS



DECORI / DECORATIVE

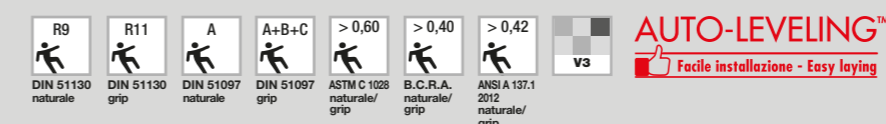
	NATURALE	BEIGE	AVANA	BIANCO	GRIGIO	ANTRACITE
FRENCH PATTERN rett. 20x80 F 91,90 \square 6	-	-	S1R4926A	-	S1R4911A	-

PEZZI SPECIALI / SPECIAL TRIMS

	NATURALE	BEIGE	AVANA	BIANCO	GRIGIO	ANTRACITE
BATTISCOPIA 6,5x80 PZ 8,90 \square 8	S1R49201	S1R49301	S1R49251	S1R49051	S1R49101	S1R49151
COMP. SCALINO rett. 35x80x4 PZ 82,90 (prezzo a comp.) \square 1 cp/box	S1R49206	S1R49306	S1R49256	S1R49056	S1R49106	S1R49156
AE INC. rett. 12,5x40x3 PZ 27,90 \square 4	S1R49207A	S1R49307A	S1R49257A	S1R49057A	S1R49107A	S1R49157A
GRADONE TOP rett. 32x120x4,5x2 PZ 172,90 \square 1	S1R55203	S1R55303	S1R55253	S1R55053	S1R55103	S1R55153
ANGOLARE TOP SX 32x120x4,5x2 PZ 198,90 \square 1	S1R55204	S1R55304	S1R55254	S1R55054	S1R55104	S1R55154
ANGOLARE TOP DX 32x120x4,5x2 PZ 198,90 \square 1	S1R55205	S1R55305	S1R55255	S1R55055	S1R55105	S1R55155
GRADINO L. GRIP 20x40x4 PZ 41,90 R11 \square 2	S1R49651 GRIP	-	S1R49701 GRIP	S1R49501 GRIP	S1R49551 GRIP	-

GRES PORCELLANATO A MASSA COLORATA FULL BODY COLORED PORCELAIN

Classificazione secondo norme UNI EN 14411 (ISO 13006) Allegato G-Gruppo Bla GL
Classification in accordance with UNI EN 14411 (ISO 13006) Annex G-Group Bla GL



PETRAIA

NATURALE, GRIP

9 mm

10 mm

50x50

10x10


33,3x33,3

16,65x33,3


33,3x33,3 R11

16,65x33,3 R11


RUSTIC



ROSSO



COTTO





OCRA



BEIGE



ALMOND




PETRAIA

ROSSO


50x50	A61170A	F 42,50
33,3x33,3	A8537H	F 37,50
33,3x33,3 grip	A8537GH	F 39,50
16,65x33,3	*A8537PC	F 42,50
16,65x33,3 grip	*A8537PGC	F 44,50

* Tavella ricavata da piastrella preincisa.
Tile obtained from a pre-engraved tile.

9 mm




33,3x33,3 ⊕ 5
MOS. QUADRETTI ROSSO
A8537U PZ 16,90




33,3x33,3 ⊕ 5
MOS. QUADRETTI OCRA/CO./RO.
A8525UM PZ 16,90



25x35 ⊕ 8
PARQUET
A5017A PZ 17,90



12,5x25 ⊕ 8
FRECCIA TRIANGOLI
A5017H PZ 11,90



12,5x25 ⊕ 8
FRECCIA RETTANGOLI
A5017G PZ 9,90



12,5x12,5 ⊕ 12
TOZZETTO ARALDICO (2 SOGG.)
A5017B PZ 17,90



4x36 ⊕ 10
RACCORDO PARQUET
A5017M PZ 9,90



2,5x12,5 ⊕ 20
Q. ROUND ROSSO
A501711 PZ 6,90



2,5x1 ⊕ 20
SGUSCIA ROSSO
A501712 PZ 12,90

PETRAIA



RUSTIC

COTTO


50x50	A61070A	F 42,50
33,3x33,3	A8527H	F 37,50
33,3x33,3 grip	A8527GH	F 39,50
16,65x33,3	*A8527PC	F 42,50
16,65x33,3 grip	*A8527PGC	F 44,50

* Tavella ricavata da piastrella preincisa.
Tile obtained from a pre-engraved tile.

9 mm



33,3x33,3 ⊕ 5
MOS. QUADRETTI COTTO
A8527U PZ 16,90



33,3x33,3 ⊕ 5
MOS. QUADRETTI OCRA/CO./RO.
A8525UM PZ 16,90



25x35 ⊕ 8
PARQUET
A5007A PZ 17,90



12,5x25 ⊕ 8
FRECCIA TRIANGOLI
A5017H PZ 11,90



12,5x25 ⊕ 8
FRECCIA RETTANGOLI
A5007G PZ 9,90



12,5x12,5 ⊕ 12
TOZZETTO ARALDICO (2 SOGG.)
A5017B PZ 17,90



4x36 ⊕ 10
RACCORDO PARQUET
A5007M PZ 9,90



2,5x12,5 ⊕ 20
Q. ROUND COTTO
A500711 PZ 6,90



2,5x1 ⊕ 20
SGUSCIA COTTO
A500712 PZ 12,90


PETRAIA

OCRA


50x50	A61050A	F 42,50
33,3x33,3	A8525H	F 37,50
33,3x33,3 grip	A8525GH	F 39,50
16,65x33,3	*A8525PC	F 42,50
16,65x33,3 grip	*A8525PGC	F 44,50

* Tavella ricavata da piastrella preincisa.
Tile obtained from a pre-engraved tile.

9 mm



33,3x33,3 5
MOS. QUADRETTI OCRA
A8525U PZ 16,90




33,3x33,3 5
MOS. QUADRETTI OCRA/CO./RO.
A8525UM PZ 16,90



25x35 8
PARQUET
A5005A PZ 17,90



12,5x25 8
FRECCIA TRIANGOLI
A5017H PZ 11,90



12,5x25 8
FRECCIA RETTANGOLI
A5005G PZ 9,90



12,5x12,5 12
TOZZETTO ARALDICO (2 SOGG.)
A5005B PZ 17,90



4x36 10
RACCORDO PARQUET
A5005M PZ 9,90



2,5x12,5 20
Q. ROUND OCRA
A500511 PZ 6,90



2,5x1 20
SGUSCIA OCRA
A500512 PZ 12,90



5x12,5 12
V-CAP OCRA
A50054 PZ 8,90



5x5 20
C-CAP OCRA
A50055 PZ 16,90

PETRAIA

RUSTIC

BEIGE


50x50	A61000A	F 42,50
33,3x33,3	A8520H	F 37,50
33,3x33,3 grip	A8520GH	F 39,50
16,65x33,3	*A8520PC	F 42,50
16,65x33,3 grip	*A8520PGC	F 44,50

* Tavella ricavata da piastrella preincisa.
Tile obtained from a pre-engraved tile.

9 mm



33,3x33,3 5
MOS. QUADRETTI BEIGE
A8520U PZ 16,90



33,3x33,3 5
MOS. QUADRETTI BEIGE/NERO
A8520UM PZ 16,90



25x35 8
PARQUET
A5000A PZ 17,90



12,5x25 8
FRECCIA TRIANGOLI
A5000H PZ 11,90



12,5x25 8
FRECCIA RETTANGOLI
A5000G PZ 9,90



12,5x12,5 12
TOZZETTO ARALDICO (2 SOGG.)
A5000B PZ 17,90



4x36 10
RACCORDO PARQUET
A5000M PZ 9,90



2,5x12,5 20
Q. ROUND BEIGE
A500011 PZ 6,90



2,5x1 20
SGUSCIA BEIGE
A500012 PZ 12,90

PETRAIA

ALMOND

50x50	A61040A	F 42,50
33,3x33,3	A8524H	F 37,50
16,65x33,3	*A8524PC	F 42,50

* Tavella ricavata da piastrella preincisa.
Tile obtained from a pre-engraved tile.

9 mm



33,3x33,3 ☞ 5
MOS. QUADRETTI ALMOND
A8524U PZ 16,90



25x35 ☞ 8
PARQUET
A5004A PZ 17,90



12,5x25 ☞ 8
FRECCIA TRIANGOLI
A5004H PZ 11,90



12,5x25 ☞ 8
FRECCIA RETTANGOLI
A5004G PZ 9,90



12,5x12,5 ☞ 12
TOZZETTO ARALDICO [2 SOGG.]
A5004B PZ 17,90



4x36 ☞ 10
RACCORDO PARQUET
A5004M PZ 9,90

PETRAIA

RUSTIC

COORDINATI DA PAVIMENTO ABBINABILI A PETRAIA OCRA - ROSSO - COTTO. / FLOOR COORDINATED DECORS WHICH MATCH THE OCRA, ROSSO AND COTTO PETRAIA PLAIN TILES.



12,5x25 ☞ 4
LISTELLO DECORATO
A5017V PZ 12,90



12,5x25 ☞ 4
LISTELLO DECORATO
A5017S PZ 12,90



12,5x25 ☞ 4
LISTELLO DECORATO
A5017Q PZ 12,90




12,5x25 ☞ 4
LISTELLO DECORATO
A5017J PZ 12,90




25x25 ☞ 2
INSERTO CHIANTI
A5007F PZ 17,90


9 mm




12,5x12,5 ☞ 4
TOZZETTO DECORATO
A5017W PZ 9,90



12,5x12,5 ☞ 4
TOZZETTO DECORATO
A5017X PZ 9,90



12,5x12,5 ☞ 4
TOZZETTO DECORATO
A5017P PZ 9,90



12,5x12,5 ☞ 4
TOZZETTO DECORATO
A5017K PZ 9,90

Si consiglia di pulire la superficie senza utilizzare prodotti contenenti sostanze abrasive.
Do not use products containing abrasive substances to clean the decorative element.

PEZZI SPECIALI / SPECIAL TRIMS

		ROSSO	COTTO	OCRA	BEIGE	ALMOND
	BATTISCOPIA 8x33,3 PZ 3,90 ☞ 18	A85376	A85276	A85256	A85206	A85246
	GRADINO TORELLO 33,3x33,3 PZ 23,90 ☞ 3	A85379	A85279	A85259	A85209	A85249
	ANGOLARE TORELLO 33,3x33,3 PZ 42,90 ☞ 2	A85375	A85275	A85255	A85205	A85245
	ELEM. L. INC. 33,3x16,65x5 PZ 17,90 ☞ 8	A85373A	A85273A	A85253A	A85203A	-
	ELEM. L. INC. GRIP 33,3x16,65x5 PZ 17,90 R11 ☞ 8	A85373GA GRIP	A85273GA GRIP	A85253GA GRIP	A85203GA GRIP	-

GRES PORCELLANATO PORCELAIN TILES

Classificazione secondo norme UNI EN 14411 (ISO 13006) Allegato G-Gruppo Bla GL
Classification in accordance with UNI EN 14411 (ISO 13006) Annex G-Group Bla GL



PETRAIA

MONOCOTTURA DA RIVESTIMENTO
SINGLE-FIRED WALL TILES

10 mm



10x10 \oplus 68
PETRAIA ALMOND
A20040 PZ 44,90



10x10 \oplus 68
PETRAIA BEIGE
A20000 PZ 44,90



10x10 \oplus 68
PETRAIA OCRA
A20050 PZ 44,90



10x10 \oplus 4
DEC. ULIVETO MIX ALMOND
A2004I PZ 12,90



10x10 \oplus 4
DEC. ULIVETO MIX BEIGE
A2000I PZ 12,90



10x10 \oplus 4
DEC. ULIVETO MIX OCRA
A2005I PZ 12,90



5x20 \oplus 4
TORELLO ALMOND
A200426 PZ 13,90



5x3 \oplus 2
ANG. TORELLO ALMOND
A200427 PZ 13,90



5x20 \oplus 4
TORELLO BEIGE
A200026 PZ 13,90



5x3 \oplus 2
ANG. TORELLO BEIGE
A200027 PZ 13,90



5x20 \oplus 4
TORELLO OCRA
A200526 PZ 13,90




5x3 \oplus 2
ANG. TORELLO OCRA
A200527 PZ 13,90



2x20 \oplus 4
BOMBATO ALMOND
A200428 PZ 9,90



2x2 \oplus 2
ANG. BOMBATO ALMOND
A200429 PZ 13,90



2x20 \oplus 4
BOMBATO BEIGE
A200028 PZ 9,90



2x2 \oplus 2
ANG. BOMBATO BEIGE
A200029 PZ 13,90



2x20 \oplus 4
BOMBATO OCRA
A200528 PZ 9,90



2x2 \oplus 2
ANG. BOMBATO OCRA
A200529 PZ 13,90



10x10 \oplus 4
DEC. SOFFIO MIX ALMOND
A2004A PZ 10,90



10x10 \oplus 4
DEC. SOFFIO MIX BEIGE
A2000A PZ 10,90



10x10 \oplus 4
DEC. SOFFIO MIX OCRA
A2005A PZ 10,90



5x20 \oplus 4
LIST. SOFFIO ALMOND
A2004B PZ 15,90



5x20 \oplus 4
LIST. SOFFIO BEIGE
A2000B PZ 15,90



5x20 \oplus 4
LIST. SOFFIO OCRA
A2005B PZ 15,90



10x10 \oplus 4
DEC. FIORITO MIX ALMOND
A2004C PZ 7,90



10x10 \oplus 4
DEC. FIORITO MIX BEIGE
A2000C PZ 7,90



10x10 \oplus 4
DEC. FIORITO MIX OCRA
A2005C PZ 7,90



5x10 \oplus 4
LIST. FIORITO MIX ALMOND
A2004D PZ 4,90



5x10 \oplus 4
LIST. FIORITO MIX BEIGE
A2000D PZ 4,90




5x10 \oplus 4
LIST. FIORITO MIX OCRA
A2005D PZ 4,90

PETRAIA

MONOCOTTURA DA RIVESTIMENTO
SINGLE-FIRED WALL TILES

10 mm

RUSTIC



10x10 \oplus 3
FORM. FRUCTIS MIX OC/CO/RO.
A2005M PZ 26,90



10x10 \oplus 3
FORM. FRUCTIS MIX BE/BI/AL.
A2001M PZ 26,90



3,5x20 \oplus 4
LIST. FRUCTIS OC/CO/RO.
A2005N PZ 17,90



3,5x20 \oplus 4
LIST. FRUCTIS BE/BI/AL.
A2001N PZ 17,90




10x10 \oplus 4
FORM. MAIOLICA MIX ALMOND
A2000G PZ 17,90



10x10 \oplus 4
FORM. MAIOLICA MIX BIANCO
A2001G PZ 17,90




5x20 \oplus 4
LIST. MAIOLICA ALMOND
A2000H PZ 17,90



5x20 \oplus 4
LIST. MAIOLICA BIANCO
A2001H PZ 17,90


COORDINATI PER IL RIVESTIMENTO DI STRUTTURE IN MURATURA / COORDINATED TRIMS FOR BRICKWORK TILING



3x10 \oplus 4
SGUSCIA INTERNA PZ 20,90
0003867 ALMOND
0003868 BEIGE
0003869 OCRA



3x3 \oplus 2
ANG. SGUSCIA PZ 19,90
0003876 ALMOND
0003877 BEIGE
0003878 OCRA

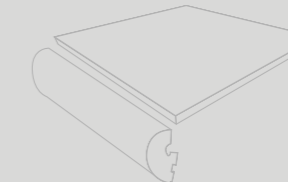
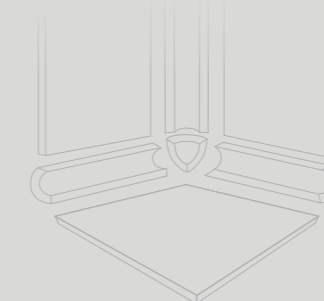


3x10 \oplus 4
TORELLO PIANO LAVORO PZ 20,90
0003870 ALMOND
0003871 BEIGE
0003872 OCRA



3x11 \oplus 2 COMP.
ANG. TOR. PIANO LAVORO PZ 41,90
0003873 ALMOND
0003874 BEIGE
0003875 OCRA

APPLICAZIONI - APPLICATIONS



3x10 \oplus 4
PETRAIA Q.ROUND PZ 8,90
A200411 ALMOND
A200011 BEIGE
A200511 OCRA



3x3 \oplus 2
PETRAIA ANG. Q.ROUND PZ 19,90
A200412 ALMOND
A200012 BEIGE
A200512 OCRA



5x10 \oplus 4
PETRAIA V-CAP PZ 17,90
0004469 ALMOND
0004470 BEIGE
0004471 OCRA



5x3 \oplus 2
PETRAIA ANG. V-CAP PZ 22,90
0004473 ALMOND
0004474 BEIGE
0004475 OCRA


GRES PORCELLANATO 20 MM
PORCELAIN TILES 20 MM

OUT.20

- BLEND CONCRETE 266
- ATLANTIS 266
- LAB325 266
- GENT 267
- GHOST 267
- NATIVE 267
- UNIKA 268
- RE-WORK 268
- DOLPHIN 268
- SOLERAS 269
- ECO CHIC 269



BLEND



ATLANTIS




ECO CHIC



DOLPHIN

BLEND CONCRETE 






60x120  1 
BLEND CONCRETE ASH 20
0007024 rett F 81,50

60x120  1 
BLEND CONCRETE GREY 20
0007025 rett F 81,50

20 mm

GENT 





60x120  1 
GENT DARK 20
0001678 rett F 81,50

60x120  1 
GENT BLUE 20
0001677 rett F 81,50



60x120  1 
GENT ASH 20
0001948 rett F 81,50


20 mm

LAB325 




60x120  1 
LAB325 BASE ASH 20
0002705 rett F 81,50



60x120  1 
LAB325 BASE TAUPE 20
0002706 rett F 81,50







60x120  1 
LAB325 FORM ASH 20
0002703 rett F 81,50

60x120  1 
LAB325 FORM TAUPE 20
0002704 rett F 81,50




60x120  1 
GENT DARK LINE 20
0001680 rett F 81,50



60x120  1 
GENT BLUE LINE 20
0001679 rett F 81,50

60x120  1 
GENT ASH LINE 20
0001949 rett F 81,50


GHOST 



90x90  1 
GHOST GREY 20
0004587 rett F 88,50



90x90  1 
GHOST ROPE 20
0004588 rett F 88,50

ATLANTIS 




60x90  1 
GREY HAMMERED 20
0007174 rett F 77,90



60x90  1 
SMOKE HAMMERED 20
0007175 rett F 77,90

60x90  1 
SAND HAMMERED 20
0007176 rett F 77,90

NATIVE 



90x90  1 
NATIVE ASH 20
0004219 rett F 88,50



90x90  1 
NATIVE RED 20
0004218 rett F 88,50



90x90  1 
NATIVE FOG 20
0004220 rett F 88,50



UNIKA 




20 mm

40x80  
UNIKA ECRU 20
UKN51100 bocc. nat. F 77,90



40x80  
UNIKA GREY 20
UKN51150 bocc. nat. F 77,90



40x80  
UNIKA SMOKE 20
UKN51200 bocc. nat. F 77,90

SOLERAS 




20 mm

30x120  
SOLERAS NATURALE 20
S1R57200 rett. F 81,50

30x120  
SOLERAS AVANA 20
S1R57250 rett. F 81,50

RE-WORK 





40x80  
RE-WORK MULTI FOG 20
REN51400 nat. F 77,90

40x80  
RE-WORK MULTI BEIGE 20
REN51350 nat. F 77,90

ECO CHIC 




30x180  
ECO CHIC NATURALE 20
0006377 rett. F 98,50


30x180  
ECO CHIC AVANA 20
0006378 rett. F 98,50

DOLPHIN 



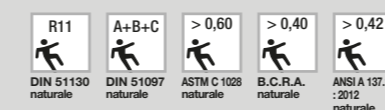
30x120  
DOLPHIN CLAY 20
DPR57100 rett. F 81,50

30x120  
DOLPHIN OAK 20
DPR57150 rett. F 81,50


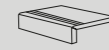
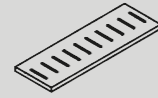
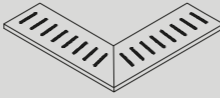
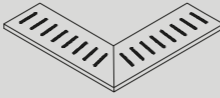
30x120  
DOLPHIN GREY 20
DPR57250 rett. F 81,50

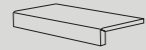

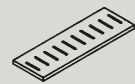


GRES PORCELLANATO A MASSA COLORATA FULL BODY COLORED PORCELAIN

Classificazione secondo norme UNI EN 14411 (ISO 13006) Allegato G-Gruppo Bla GL
Classification in accordance with UNI EN 14411 (ISO 13006) Annex G-Group Bla GL

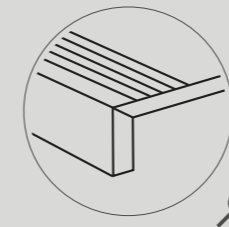


PEZZI SPECIALI
SPECIAL TRIMS

	 ELEMENTO L 20x40x5 PZ 62,90 ☼ 2	 ELEMENTO L GRIP 20x40x5 PZ 79,90 ☼ 2	 GRIGLIA 20x80 PZ 219,90 ☼ 2	 ANG. GRIGLIA SX 20x80 PZ 299,90 ☼ 2	 ANG. GRIGLIA DX 20x80 PZ 299,90 ☼ 2
R11					
UNIKA ECRU	UKN51101	0007128	UKN51102	UKN51103	UKN51104
UNIKA GREY	UKN51151	0007129	UKN51152	UKN51153	UKN51154
UNIKA SMOKE	UKN51201	0007130	UKN51202	UKN51203	UKN51204
RE-WORK MULTI FOG	REN51401	0007127	REN51402	REN51403	REN51404
RE-WORK MULTI BEIGE	REN51351	0007126	REN51352	REN51353	REN51354

	 ELEMENTO L 15x60x5 PZ 88,90 ☼ 2	 ELEMENTO L GRIP 15x60x5 PZ 99,90 ☼ 2	 GRIGLIA 15x60 PZ 168,90 ☼ 4	 ANG. GRIGLIA SX 15x60 PZ 228,90 ☼ 4	 ANG. GRIGLIA DX 15x60 PZ 228,90 ☼ 4
R11					
BLEND CONCRETE ASH	0007026	0007028	0007030	0007032	0007034
BLEND CONCRETE GREY	0007027	0007029	0007031	0007033	0007035
ATLANTIS GREY HAMMERED	0007009	0007012	0007015	0007018	0007021
ATLANTIS SMOKE HAMMERED	0007010	0007013	0007016	0007019	0007022
ATLANTIS SAND HAMMERED	0007011	0007014	0007017	0007020	0007023
LAB325 BASE ASH	0002707	0006999	0002709	0002711	0002713
LAB325 BASE TAUPE	0002708	0007000	0002710	0002712	0002714
GENT DARK	0002268	0006998	0002271	0002356	0002276
GENT BLUE	0002267	0006997	0002270	0002273	0002275
GENT ASH	0002266	0006996	0002269	0002272	0002274
DOLPHIN CLAY	DPR57101	0007121	DPR57102	DPR57103	DPR57104
DOLPHIN OAK	DPR57151	0007122	DPR57152	DPR57153	DPR57154
DOLPHIN GREY	DPR57251	0007123	DPR57252	DPR57253	DPR57254
SOLERAS NATURALE	S1R57201	0007124	S1R57202	S1R57203	S1R57204
SOLERAS AVANA	S1R57251	0007125	S1R57252	S1R57253	S1R57254


	 ELEMENTO L 15x90x5 PZ 118,90 ☼ 2	 ELEMENTO L GRIP 15x90x5 PZ 138,90 ☼ 2	 GRIGLIA 18x90 PZ 198,90 ☼ 4	 ANG. GRIGLIA SX 18x90 PZ 258,90 ☼ 4	 ANG. GRIGLIA DX 18x90 PZ 258,90 ☼ 4
R11					
GHOST GREY	0004589	0007004	0004591	0004593	0004595
GHOST ROPE	0004590	0007005	0004592	0004594	0004596
NATIVE ASH	0004222	0007002	0004225	0004228	0004231
NATIVE RED	0004221	0007001	0004224	0004227	0004230
NATIVE FOG	0004223	0007003	0004226	0004229	0004232
ECO CHIC NATURALE	0006576	0007036	0006578	0006580	0006582
ECO CHIC AVANA	0006577	0007037	0006579	0006581	0006583



ELEMENTO L GRIP

OUT.20

CONSIGLI DI POSA ADVICE FOR LAYING



POSA TRADIZIONALE
la posa tradizionale è ideale per la realizzazione di pavimentazioni carrabili.

TRADITIONAL INSTALLATION
traditional installation is ideal for floorings that will be driven over by vehicles.



POSA SOPRAELEVATA DA ESTERNO

Il sistema di pavimentazione sopraelevata prevede l'utilizzo di supporti portanti di tipo autolivellante, regolabili oppure fissi che si adattano con semplicità e sicurezza ad ogni tipo di pavimento sottostante. Il sistema permette la realizzazione di piani di posa con altezze variabili, da terra, comprese fra 25 e 270 mm. L'indipendenza della pavimentazione dai supporti garantisce l'assorbimento di eventuali movimenti strutturali. Il sistema sopraelevato non necessita di massetto in cemento e consente una diminuzione del peso sulla struttura portante. Le fughe aperte tra una piastrella ed un'altra consentono un facile deflusso dell'acqua piovana evitando tutti i rischi di accumulo o di ristagno. La presenza dell'intercapedine fra il piano di calpestio e il piano di appoggio favorisce l'aerazione e l'isolamento termico. Questa soluzione permette inoltre il passaggio di impianti e tubazioni nell'intercapedine, e la facile ispezione degli stessi una volta installata la pavimentazione.


OUTDOOR RAISED LAYING SYSTEM

The raised floor system foresees the use of self-levelling, adjustable or fixed load bearing supports that easily adapt to the floor below in total safety. The system is suitable to create laying designs with variable heights from the ground, which range between 25 and 270 mm. The independence of the flooring from the supports guarantees the absorption of any structural movements. The raised system does not require a cement screed and reduces the load on the bearing structure. The open joints between the tiles allow rainwater to easily drain off, avoiding any risk of water accumulation or stagnation. The gap between the tread surface and the support surface favours ventilation and heat insulation. This solution allows for the installation of systems and piping in the gap, which can be easily inspected even once the floor has been installed.



POSA A SECCO SU GHIAIA
La posa su ghiaia permette il perfetto drenaggio delle acque piovane.

DRY INSTALLATION ON GRAVEL
Installing on gravel enables perfect drainage of rainwater.



POSA A SECCO SU ERBA
La posa diretta su erba permette di creare percorsi e camminamenti integrandosi perfettamente nell'ambiente.

DRY INSTALLATION ON GRASS
Installing directly on top of grass enables the creation of paths and walkways that blend in perfectly with the surroundings.



POSA A SECCO SU SABBIA
La posa su sabbia permette di creare percorsi e camminamenti per spiagge e stabilimenti balneari.

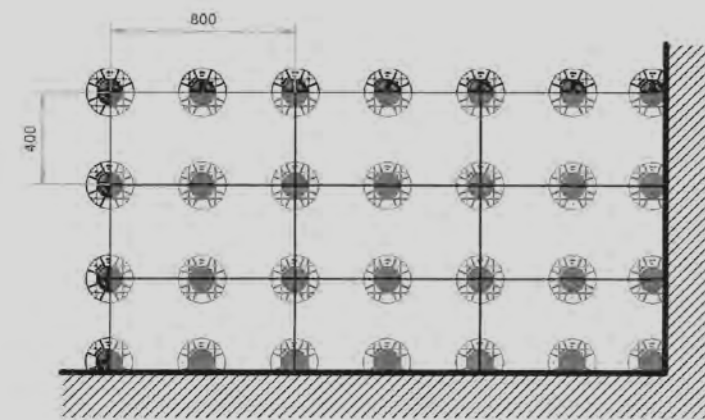
DRY INSTALLATION ON SAND
Installing on top of sand is ideal for creating paths and walkways on beaches and beach bars.

CONSUMO SUPPORTI PER PAVIMENTAZIONE SOPRAELEVATA SUPPORTS FOR RAISED LAYING SYSTEM USAGE

Formato Piastrella Tile size	Posa lineare Linear laying	Posa alternate Alternate laying
40x80 / 16"x32"	6,65 pz/m ²	6,65 pz/m ²
90x90 / 36"x36"	4,94 pz/m ²	4,94 pz/m ²
60x90 / 24"x36"	3,70 pz/m ²	3,70 pz/m ²
30x120 / 12"x48"	5,56 pz/m ²	5,56 pz/m ²
60x120 / 24"x48"	2,78 pz/m ²	2,78 pz/m ²
30x180 / 12"x72"	5,56 pz/m ²	5,56 pz/m ²

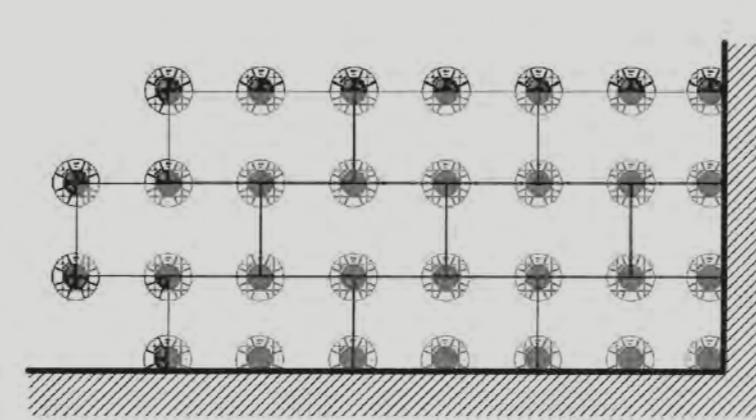
N.B il calcolo tiene conto di un supporto centrale in corrispondenza del lato lungo della piastrella.
N.B the calculation takes into account a central support at the long side of the tile.

ES. : POSA LINEARE
EX. : LINEAR LAYING

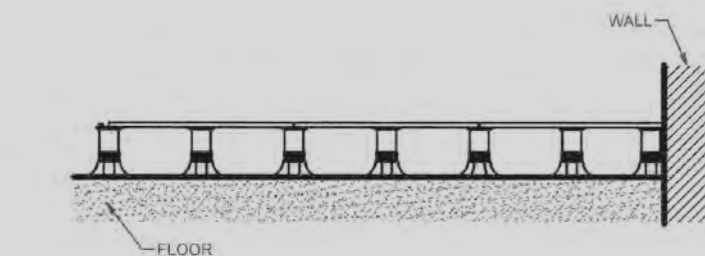


40x80 cm (16"x32")

ES. : POSA ALTERNATA
EX. : ALTERNATE LAYING



40x80 cm (16"x32")



floor MULTI FOG 20mm 40x80

DECOR & WALL

DECOR PLAY 276
 CROSSROAD BRICK 286

WALL DO UP 290
 DO UP TOUCH 298
 TRACKS 302

PLAY

NATURALE

8,5 mm

20x20



DOTS

DROPS

MARBLE

CONCRETE DESIGN

CONCRETE RETRÒ



LABYRINTH

CARPET

CLASSIC

RE-USED

OXIDE




EDGE

ETNO

STRING

HERITAGE






PLAY

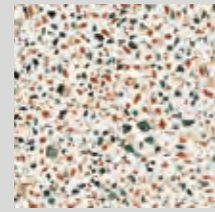
DOTS




20x20
PLAY DOTS WHITE
0005890 nat. F 61,50



20x20
PLAY DOTS BLACK
0005891 nat. F 61,50




20x20
PLAY DOTS MULTIWHITE
0005892 nat. F 61,50




20x20
PLAY DOTS MULTIBLACK
0005893 nat. F 61,50

DROPS



20x20
PLAY DROPS MULTIWHITE
0005894 nat. F 61,50



20x20
PLAY DROPS MULTIBLACK
0005895 nat. F 61,50

MARBLE



20x20
PLAY MARBLE WHITE
0005896 nat. F 61,50




20x20
PLAY MARBLE BLACK
0005897 nat. F 61,50

PLAY


CONCRETE DESIGN



20x20
PLAY CONCRETE DESIGN A
0005902 nat. F 61,50



20x20
PLAY CONCRETE DESIGN B
0005903 nat. F 61,50



20x20
PLAY CONCRETE DESIGN C
0005904 nat. F 61,50


CONCRETE RETRÒ




20x20
PLAY CONCRETE RETRÒ MIX
0005898 nat. F 61,50



20x20
PLAY CONCRETE RETRÒ A
0005899 nat. F 61,50




20x20
PLAY CONCRETE RETRÒ B
0005900 nat. F 61,50



20x20
PLAY CONCRETE RETRÒ C
0005901 nat. F 61,50

LABYRINTH



20x20
PLAY LABYRINTH MIX MULTICOLOR
0003352 nat. F 61,50



20x20
PLAY LABYRINTH MIX GREY
0003367 nat. F 61,50



20x20
PLAY LABYRINTH CLAY
0003368 nat. F 61,50



20x20
PLAY LABYRINTH SAGE
0003369 nat. F 61,50




20x20
PLAY LABYRINTH COTTO
0003370 nat. F 61,50




20x20
PLAY LABYRINTH PEARL
0003371 nat. F 61,50

CARPET



20x20
PLAY CARPET MIX MULTICOLOR
0003351 nat. F 61,50



20x20
PLAY CARPET MIX GREY
0003366 nat. F 61,50


CLASSIC



20x20
PLAY CLASSIC MIX MULTICOLOR
0003474 nat. F 61,50



20x20
PLAY CLASSIC MIX GREY
0003475 nat. F 61,50



20x20
PLAY CLASSIC BROWN
0003476 nat. F 61,50



20x20
PLAY CLASSIC SKY
0003477 nat. F 61,50




20x20
PLAY CLASSIC SAGE
0003478 nat. F 61,50

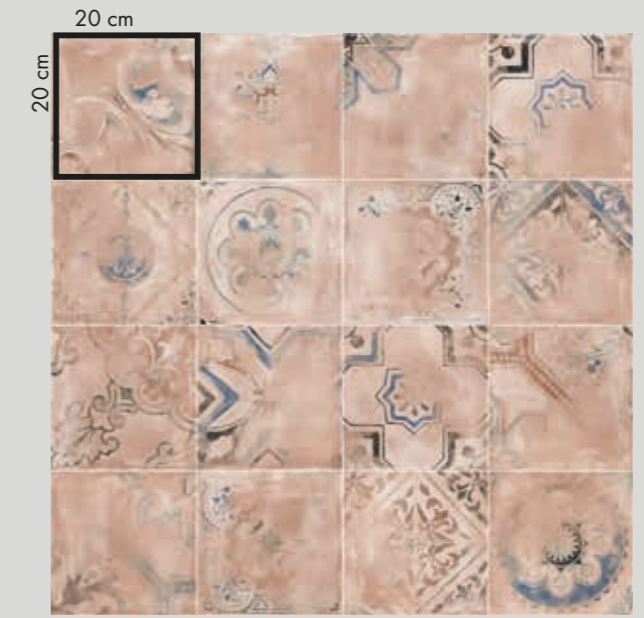


20x20
PLAY CLASSIC COTTO
0003479 nat. F 61,50

RE-USED




20x20
PLAY RE-USED MIX GREY
0003480 nat. F 61,50




20x20
PLAY RE-USED MIX CLAY
0003481 nat. F 61,50

OXIDE



20x20
PLAY OXIDE WHITE
0003493 nat. F 61,50

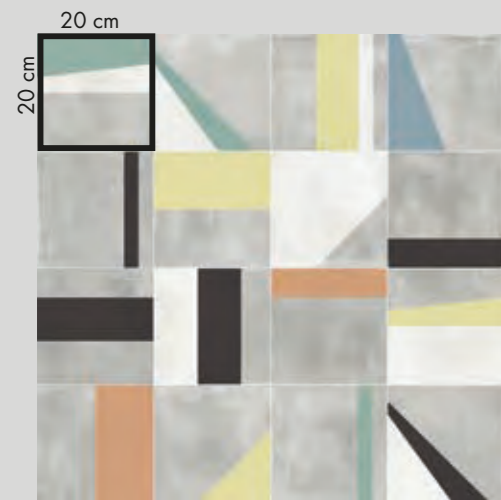


20x20
PLAY OXIDE JADE
0003494 nat. F 61,50




20x20
PLAY OXIDE BRONZE
0003495 nat. F 61,50

EDGE




20x20
PLAY EDGE MIX MULTICOLOR
0003482 nat. F 61,50




20x20
PLAY EDGE MIX GREY
0003483 nat. F 61,50

ETNO




20x20
PLAY ETNO MIX PEARL
0003484 nat. F 61,50




20x20
PLAY ETNO MIX DARK
0003486 nat. F 61,50

STRING




20x20
PLAY STRING MIX MULTICOLOR
0003487 nat. F 61,50




20x20
PLAY STRING MIX COLD
0003489 nat. F 61,50


HERITAGE




20x20
PLAY HERITAGE PEARL
0003554 nat. F 61,50



20x20
PLAY HERITAGE GREY
0003496 nat. F 61,50



20x20
PLAY HERITAGE DARK
0003497 nat. F 61,50



20x20
PLAY HERITAGE CLAY
0003498 nat. F 61,50

GRES PORCELLANATO PORCELAIN TILES

Classificazione secondo norme UNI EN 14411 (ISO 13006) Allegato G-Gruppo Bla GL
Classification in accordance with UNI EN 14411 (ISO 13006) Annex G-Group Bla GL

CROSSROAD BRICK


GLOSSY

8 mm

7,5x30



WHITE




SAND



GREY



SMOKE



COAL




BLUE



SAGE



CLAY



CREATIVITÀ A COLORI

COLOR CREATIVITY

L'accurata selezione delle tonalità crossroad brick, sia in tono che a contrasto con i colori chalk e wood, permette di dare vita a molteplici e sorprendenti possibilità compositive.

The meticulously selected palette of crossroad brick colors includes shades that both coordinate and contrast with the chalk and wood tones, allowing plenty of opportunity for striking and original compositions.

BRICK GREY - SMOKE - COAL / CHALK COAL / WOOD COAL



BRICK BLUE / CHALK SMOKE / WOOD GREY



BRICK CLAY / CHALK GREY / WOOD GREY




BRICK SAGE / CHALK SAND / WOOD SAND




CROSSROAD BRICK


DECOR & WALL




7,5x30
BRICK WHITE
0001337 F 62,90



7,5x30
BRICK SMOKE
0001340 F 62,90




7,5x30
BRICK SAGE
0001343 F 62,90




7,5x30
BRICK SAND
0001338 F 62,90



7,5x30
BRICK COAL
0001341 F 62,90



7,5x30
BRICK CLAY
0001344 F 62,90



7,5x30
BRICK GREY
0001339 F 62,90



7,5x30
BRICK BLUE
0001342 F 62,90



2x30
** FASCIA MICRO ARGENTO
SCT067 PZ 13,90




2x30
** FASCIA MICRO ORO
SCT066 PZ 13,90



0,5x120
MATITA ALLUMINIO
0000086 PZ 20,90

Parte superiore arrotondata / Rounded top




0,5x120
MATITA ALLUMINIO WHITE
0000087 PZ 34,90

Parte superiore arrotondata / Rounded top




0,5x120
MATITA ALLUMINIO BLACK
0000088 PZ 34,90

Parte superiore arrotondata / Rounded top



0,5x120
MATITA ALLUMINIO RAME
0000556 PZ 34,90

Parte superiore piatta / Flat top



0,5x120
MATITA ALLUMINIO BRONZO
0000557 PZ 34,90

Parte superiore piatta / Flat top


Articoli realizzati in alluminio per l'uso a parete, adatti a raccordare piastrelle di diverso spessore (9 mm / 7 mm). Aluminium strip for use between wall tiles of different thicknesses (9 mm / 7 mm).

** Articoli realizzati con metalli preziosi; si consiglia di pulire la superficie senza utilizzare prodotti contenenti sostanze abrasive. Items produced with precious metals; do not use products containing abrasive substances to clean the surface.


Per visualizzare il progetto completo vedi pag. 50 Crossroad Chalk e pag. 228 Crossroad Wood
For the complete collection see at page 50 Crossroad Chalk and page 228 Crossroad Wood

PASTA BIANCA DA RIVESTIMENTO WHITE BODY WALL TILES


Classificazione secondo norme UNI EN 14411 (ISO 13006) Gruppo BIII GL
Classification in accordance with UNI EN 14411 (ISO 13006) Group BIII GL



COVER NEUTRAL



COVER TORTORA



COVER SABBIA

DO UP

MATT

7 mm

60x120


30x120




COVER




60x120 2
DOR3407A COVER NEUTRAL rett. F 64,50



30x120 4
DOR5707O COVER NEUTRAL rett. F 64,50




60x120 2
DOR3447A COVER SABBIA rett. F 64,50




30x120 4
DOR5747O COVER SABBIA rett. F 64,50




60x120 2
DOR3442A COVER TORTORA rett. F 64,50




30x120 4
DOR5742O COVER TORTORA rett. F 64,50



30x30 4
DOR34073 PROG. COVER GEISHA 4 PZ. F 252,90



30x30 4
DOR34425 MOS. MINI COVER TORTORA F 252,90



30x30 4
DOR34475 MOS. MINI COVER SABBIA F 252,90

COVER



120x240 1 cp = 2 box
DOR34079 DEC. COVER GEISHA PZ. PZ 1.398,90 (prezzo a cp.)



60x120 1
DOR34077 DEC. COVER GEISHA PZ 298,90



12,5x120 2
DOR34071 ALZATA GESSO rett. PZ 98,90



120x240 1 cp = 2 box
DOR34074 PROG. COVER LOVE 4 PZ. PZ 1.398,90 (prezzo a cp.)




60x120 1
DOR34082 DEC. COVER CITY PZ 298,90



12,5x120 2
DOR34072 PUNTO LUCE GESSO rett. PZ 148,90

* Articolo predisposto per il contenimento di una fonte luminosa a scomparsa, per un effetto di luce diffusa verso l'alto.

* Item designed to contain a retractable light source, for an upward diffused light effect.



120x240 1 cp = 2 box
DOR34086 PROG. COVER SPRING 4 PZ. PZ 1.398,90 (prezzo a cp.)



60x120 1
DOR34080 DEC. COVER SPRING PZ 298,90



MEMORY




60x120 ☞ 2
* **DOR3452A** MEMORY SABBIA rett. F 74,50



60x120 ☞ 2
* **DOR3457A** MEMORY RUST rett. F 74,50

REVERSE



60x120 ☞ 2
* **DOR3412A** REVERSE EARTH rett. F 74,50



60x120 ☞ 2
* **DOR3417A** REVERSE SKY rett. F 74,50




wall MEMORY SABBIA RETT. 60x120 - COVER SABBIA RETT. 60x120
ALZATA GESSO 12,5x120 - PUNTO LUCE GESSO 12,5x120
floor DOLPHIN OAK RETT. 20x120

AFFRESCO



60x120 ☞ 2
* **DOR34720** AFFRESCO DARK rett. F 74,50



30x120 ☞ 4
* **DOR57720** AFFRESCO DARK rett. F 74,50





60x120 ☞ 2
* **DOR34670** AFFRESCO LIGHT rett. F 74,50



30x120 ☞ 4
* **DOR57670** AFFRESCO LIGHT rett. F 74,50

SCRATCH




30x120 ☞ 4
* **DOR57620** SCRATCH rett. F 74,50



wall SCRATCH RETT. 30x120
COVER NEUTRAL RETT. 30x120
floor INTERNO 9 MUD RETT. 60x60


* La non perfetta continuità di linee, rilievi o motivi grafici tra piastrelle adiacenti è naturale conseguenza del processo produttivo, pertanto non costituisce un vizio del prodotto.
Any variations in graphic designs or textures between adjacent tiles are a natural consequence of the manufacturing process and do not constitute a product defect.

STREET MATT




60x120  2
*DOR34220 STREET WHITE MATT rett. F 74,50



60x120  2
*DOR34320 STREET BLACK MATT rett. F 74,50




60x120  1
*DOR34221 DEC. STREET KID-BELIEVE MATT PZ 298,90



*60x120  2
**DOR34230 DEC. STREET CLASS BLACK MIX2 (prezzo al pz.) PZ 328,90




60x120  1
*DOR34222 DEC. STREET KID-NEXT MATT PZ 298,90



** Articoli realizzati con metalli preziosi; si consiglia di pulire la superficie senza utilizzare prodotti contenenti sostanze abrasive.
Items produced with precious metals; do not use products containing abrasive substances to clean the surface.




60x120  1
*DOR34223 DEC. STREET KID-WHY MATT PZ 298,90

* La non perfetta continuità di linee, rilievi o motivi grafici tra piastrelle adiacenti è naturale conseguenza del processo produttivo, pertanto non costituisce un vizio del prodotto.
Any variations in graphic designs or textures between adjacent tiles are a natural consequence of the manufacturing process and do not constitute a product defect.


STREET GLOSSY




60x120  2
*DOR34270 STREET WHITE GLOSSY rett. F 74,50



120x240  1 cp = 2 box
*DOR34224 PROG. STREET MISS YOU GLOSSY 4 PZ. PZ 1.398,90 (prezzo a cp.)



120x240  1 cp = 2 box
*DOR34225 PROG. STREET MAXI COLORS GLOSSY 4 PZ. PZ 1.398,90 (prezzo a cp.)

PASTA BIANCA DA RIVESTIMENTO WHITE BODY WALL TILES

Classificazione secondo norme UNI EN 14411 (ISO 13006) Gruppo B1b
Classification in accordance with UNI EN 14411 (ISO 13006) Group B1b

DO UP TOUCH


MATT, GLOSSY

7 mm


60x120

30x120




7,5x30



WHITE




IVORY




DO UP TOUCH

WHITE



60x120  2
BASE WHITE
3DR34050 matt rett. F 64,50



30x120  4
BASE WHITE
3DR57050 matt rett. F 64,50



30x120  4
SOFT WHITE
3DR57200 matt rett. F 74,50




30x120  4
PLISSÉ WHITE
***3DR57300** matt rett. F 74,50



7,5x30  20
BRICK MIX 4 WHITE
3DR34060 matt rett. F 84,90




30x30  4
MOS. DYNAMIC WHITE
3DR57451 matt rett. F 169,90
3DR57501 glossy rett. F 169,90


DO UP TOUCH


IVORY





30x120  4
BASE IVORY
3DR57150 matt rett. F 64,50




30x120  4
SOFT IVORY
3DR57250 matt rett. F 74,50




30x120  4
PLISSÉ IVORY
***3DR57400** matt rett. F 74,50



7,5x30  20
BRICK MIX 4 IVORY
3DR34160 matt rett. F 84,90




30x30  4
MOS. DYNAMIC IVORY
3DR57551 matt rett. F 169,90



0,5x120  4
MATITA ALLUMINIO
0000086 PZ 20,90

Parte superiore arrotondata / Rounded top




0,5x120  4
MATITA ALLUMINIO WHITE
0000087 PZ 34,90

Parte superiore arrotondata / Rounded top




0,5x120  4
MATITA ALLUMINIO BLACK
0000088 PZ 34,90

Parte superiore arrotondata / Rounded top



0,5x120  4
MATITA ALLUMINIO RAME
0000556 PZ 34,90

Parte superiore piatta / Flat top



0,5x120  4
MATITA ALLUMINIO BRONZO
0000557 PZ 34,90

Parte superiore piatta / Flat top

Articoli realizzati in alluminio per l'uso a parete, adatti a raccordare piastrelle di diverso spessore (9 mm / 7 mm). Aluminium strip for use between wall tiles of different thicknesses (9 mm / 7 mm).


*La non perfetta continuità di linee, rilievi o motivi grafici tra piastrelle adiacenti è naturale conseguenza del processo produttivo, pertanto non costituisce un vizio del prodotto.
Any variations in graphic designs or textures between adjacent tiles are a natural consequence of the manufacturing process and do not constitute a product defect.

PASTA BIANCA DA RIVESTIMENTO WHITE BODY WALL TILES


Classificazione secondo norme UNI EN 14411 (ISO 13006) Gruppo B1Ib
Classification in accordance with UNI EN 14411 (ISO 13006) Group B1Ib



WHITE



GREY



IVORY




SAND

TRACKS


MATT

10,5 mm

25x75






25x75  7
TRACKS WHITE
0000069 F 42,50




25x75  7
TRACKS GROOVE WHITE
0000073 F 42,50




25x75  7
TRACKS GREY
0000070 F 42,50



25x75  7
TRACKS GROOVE GREY
0000074 F 42,50





25x25  4
TRACKS MOSAICO
RETTANGOLI WHITE
0000096 PZ 12,90




25x25  4
TRACKS MOSAICO
RETTANGOLI GREY
0000097 PZ 12,90





25x75  7
TRACKS IVORY
0000071 F 42,50



25x75  7
TRACKS GROOVE IVORY
0000075 F 42,50



25x75  7
TRACKS SAND
0000072 F 42,50




25x75  7
TRACKS GROOVE SAND
0000076 F 42,50




25x25  4
TRACKS MOSAICO
RETTANGOLI IVORY
0000098 PZ 12,90




25x25  4
TRACKS MOSAICO
RETTANGOLI SAND
0000099 PZ 12,90




5x30  4
FASCIA ESSENZE MIX
*19R03053 PZ 21,90
(Legno - Wood)





4x30  4
FASCIA ARDESIA GRIGIO
*RER09204 rett. PZ 20,90
(Pietra naturale - Natural stone)





4x30  4
FASCIA ARDESIA BRONZO
*RER09054 rett. PZ 20,90
(Pietra naturale - Natural stone)




1,5x30  4
FASCIA VETRO ORO
R1R03106 PZ 22,90



1,5x30  4
FASCIA VETRO BRONZO
R1R03157 PZ 22,90

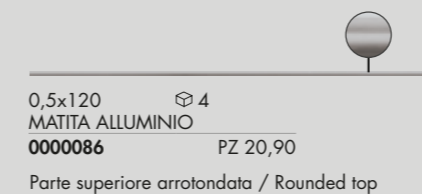



1,5x30  4
FASCIA VETRO PLATINO
R1R03207 PZ 22,90
(Vetro e metalli preziosi - Glass and precious metals)

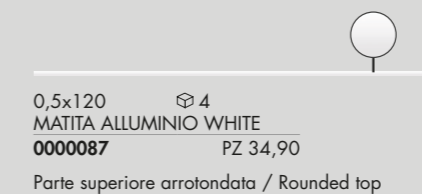
* Art. realizzati con materiali naturali: vedi indicazioni per posa e pulizia a pag. 334 dell' area tecnica.
Items produced with natural materials: check the technical area at page 334.



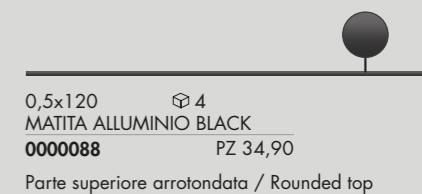
wall SAND 25x75 - IVORY 25x75 - GROOVE IVORY 25x75 - FASCIA ESSENZE MIX 5x30
floor DOLPHIN OAK RETT. 20x120




0,5x120  4
MATITA ALLUMINIO
0000086 PZ 20,90
Parte superiore arrotondata / Rounded top

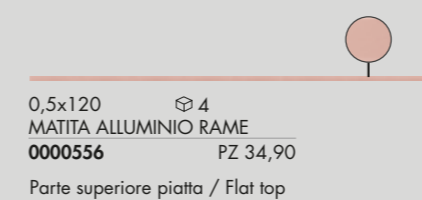


0,5x120  4
MATITA ALLUMINIO WHITE
0000087 PZ 34,90
Parte superiore arrotondata / Rounded top



0,5x120  4
MATITA ALLUMINIO BLACK
0000088 PZ 34,90
Parte superiore arrotondata / Rounded top

Articoli realizzati in alluminio per l'uso a parete, adatti a raccordare piastrelle di diverso spessore (9 mm / 7 mm).
Aluminium strip for use between wall tiles of different thicknesses (9 mm / 7 mm).



0,5x120  4
MATITA ALLUMINIO RAME
0000556 PZ 34,90
Parte superiore piatta / Flat top



0,5x120  4
MATITA ALLUMINIO BRONZO
0000557 PZ 34,90
Parte superiore piatta / Flat top

PASTA BIANCA DA RIVESTIMENTO WHITE BODY WALL TILES

Classificazione secondo norme UNI EN 14411 (ISO 13006) Gruppo BIII GL
Classification in accordance with UNI EN 14411 (ISO 13006) Group BIII GL

GRES PORCELLANATO PAVIMENTI E RIVESTIMENTI
FLOOR & WALL PORCELAIN TILES

SOLUTIONS

FACTORY 310
LEVEL 307
MELT 312
ROCKS 314
ZANZIBAR 316

LEVEL

SOLUTIONS




LEVEL BLACK

GRES PORCELLANATO A MASSA COLORATA FULL BODY COLORED PORCELAIN

Classificazione secondo norme UNI EN 14411 (ISO 13006) Allegato G-Gruppo BIa GI
Classification in accordance with UNI EN 14411 (ISO 13006) Annex G-Group BIa GI

R 10

PEZZI SPECIALI / SPECIAL TRIMS

		LEVEL IVORY	LEVEL GREY	LEVEL SILVER	LEVEL BLACK
	BATTISCOPA 6,5x60,4 PZ 7,90 ⊕ 10	LEN01051	LEN01151	LEN01101	LEN01201

LEVEL


IVORY

60,4x60,4 nat.	LEN01050	F 30,50
60x60 rett.	LER0105A	F 35,90
30x60,4 nat.	LEN03050	F 28,90
30x60 rett.	LER0305A	F 33,90



30x30  4
 MOS. BRICK LEVEL IVORY/GREY
LER09052 rett. PZ 17,90

9 mm



09x09

GREY

60,4x60,4 nat.	LEN01150	F 30,50
60x60 rett.	LER0115A	F 35,90
30x60,4 nat.	LEN03150	F 28,90
30x60 rett.	LER0315A	F 33,90



30x30  4
 MOS. BRICK LEVEL IVORY/GREY
LER09052 rett. PZ 17,90

9 mm




09x09

LEVEL

SILVER

60,4x60,4 nat.	LEN01100	F 30,50
60x60 rett.	LER0110A	F 35,90
30x60,4 nat.	LEN03100	F 28,90
30x60 rett.	LER0310A	F 33,90



30x30  4
 MOS. BRICK LEVEL SILVER/BLACK
LER09102 rett. PZ 17,90

9 mm



09x09

BLACK

60,4x60,4 nat.	LEN01200	F 30,50
60x60 rett.	LER0120A	F 35,90
30x60,4 nat.	LEN03200	F 28,90
30x60 rett.	LER0320A	F 33,90









30x30  4
 MOS. BRICK LEVEL SILVER/BLACK
LER09102 rett. PZ 17,90

9 mm



09x09

DECORI / DECORATIVE

				
	LEVEL IVORY	LEVEL GREY	LEVEL SILVER	LEVEL BLACK
	LER09051	LER09151	LER09101	LER09201
MOS. QUADRETTI 30x30 F 101,90 				




FACTORY SILVER

GRES PORCELLANATO A MASSA COLORATA FULL BODY COLORED PORCELAIN

Classificazione secondo norme UNI EN 14411 (ISO 13006) Allegato G-Gruppo BIa GL
 Classification in accordance with UNI EN 14411 (ISO 13006) Annex G-Group BIa GL

R 10

PEZZI SPECIALI / SPECIAL TRIMS

		FACTORY TAUPE	FACTORY IVORY	FACTORY SILVER
	BATTISCOPA RETT. 5,5x60 PZ 7,90 \varnothing 10	0001284	0001286	0001287

TAUPE

60x60 rett.	0001141	F 35,90
30x60 rett.	0001145	F 33,90

IVORY

60x60 rett.	0001143	F 35,90
30x60 rett.	0001147	F 33,90

SILVER

60x60 rett.	0001144	F 35,90
30x60 rett.	0001148	F 33,90

9 mm



9 mm



9 mm





MELT FOG

GRES PORCELLANATO A MASSA COLORATA FULL BODY COLORED PORCELAIN

Classificazione secondo norme UNI EN 14411 (ISO 13006) Allegato G-Gruppo BIa GL
 Classification in accordance with UNI EN 14411 (ISO 13006) Annex G-Group BIa GL

R 10

IVORY

60x60 rett.	0001149	F 35,90
30x60 rett.	0001153	F 33,90

ASH

60x60 rett.	0001150	F 35,90
30x60 rett.	0001154	F 33,90

FOG

60x60 rett.	0001151	F 35,90
30x60 rett.	0001155	F 33,90

▼
9 mm
▲




60x60

▼
9 mm
▲



60x60

▼
9 mm
▲



60x60

PEZZI SPECIALI / SPECIAL TRIMS				
	BATTISCOPA 5,5x60 PZ 7,90 	MELT IVORY 0001288	MELT ASH 0001289	MELT FOG 0001290



ROCKS TAUPE

GRES PORCELLANATO A MASSA COLORATA FULL BODY COLORED PORCELAIN

Classificazione secondo norme UNI EN 14411 (ISO 13006) Allegato G-Gruppo BIa GL
 Classification in accordance with UNI EN 14411 (ISO 13006) Annex G-Group BIa GL

R 11

PEZZI SPECIALI / SPECIAL TRIMS			
		ROCKS TAUPE	ROCKS GREY
	BATTISCOPA 6,5x60 PZ 7,90 ☞ 10	0001294	0001292
	ELEMENTO L 15x30x4 PZ 14,90 ☞ 4	0002355	0002354

TAUPE

30x60 nat.	0001159	F 28,90
------------	----------------	---------



GREY

30x60 nat.	0001157	F 28,90
------------	----------------	---------





ZANZIBAR SABBIA CHIARO + SABBIA SCURO







GRES PORCELLANATO PORCELAIN TILES

Classificazione secondo norme UNI EN 14411 (ISO 13006) Allegato G-Gruppo BIa GL
 Classification in accordance with UNI EN 14411 (ISO 13006) Annex G-Group BIa GL




BICOTTURA IN PASTA BIANCA DOUBLE-FIRED WHITE BODY TILES

Classificazione secondo norme UNI EN 14411 (ISO 13006) Gruppo BIII GL
 Classification in accordance with UNI EN 14411 (ISO 13006) Group BIII GL

PEZZI SPECIALI / SPECIAL TRIMS				
	SABBIA CHIARO	SABBIA SCURO	GRIGIO CHIARO	GRIGIO SCURO
 BATTISCOPIA 8x33,3 PZ 3,90 ⊕ 18	ZA6001	ZA6501	ZA6051	ZA6551
 BULLNOSE 10x50 PZ 12,90 ⊕ 18	ZA401	ZA451	ZA501	ZA551

SABBIA CHIARO

33,3x33,3 **ZA6000C** F 21,50



33,3x33,3 ⊕ 5
 MOS. QUADRETTI SABBIA CHIARO
ZA6010 PZ 16,90



2x33,3 ⊕ 12
 *FASCIA SENSI SABBIA/OCRA
ZA6015 PZ 22,90

*Coordinato da pavimento realizzato in pietra naturale e alluminio, ogni pezzo é unico e irripetibile.
 Floor coordinated tile made by combining the use of aluminum and natural stone. Every single piece turns out to be different and unique.


9 mm



33,3x33,3

SABBIA SCURO

33,3x33,3 **ZA6500C** F 21,50



33,3x33,3 ⊕ 5
 MOS. QUADRETTI SABBIA SCURO
ZA6510 PZ 16,90



33,3x33,3 ⊕ 6
 MOS. BRICK SABBIA SCURO
ZA6511 PZ 14,90

9 mm



33,3x33,3

ZANZIBAR

GRIGIO CHIARO

33,3x33,3 **ZA6050C** F 21,50




33,3x33,3 5
MOS. QUADRETTI GRIGIO CHIARO
ZA6060 PZ 16,90



33,3x33,3 6
MOS. BRICK GRIGIO CHIARO
ZA6061 PZ 14,90

GRIGIO SCURO

33,3x33,3 **ZA6550C** F 21,50



33,3x33,3 5
MOS. QUADRETTI GRIGIO SCURO
ZA6560 PZ 16,90



33,3x33,3 6
MOS. BRICK GRIGIO SCURO
ZA6561 PZ 14,90



2x33,3 12
* FASCIA SENSI GRIGIA
ZA6065 PZ 22,90

9 mm



9 mm



* Coordinato da pavimento realizzato in pietra naturale e alluminio, ogni pezzo é unico e irripetibile. Floor coordinated tile made by combining the use of aluminum and natural stone. Every single piece turns out to be different and unique.

ZANZIBAR

BICOTTURA IN PASTA BIANCA DOUBLE-FIRED WHITE BODY TILES

SOLUTIONS


7 mm




20x50 17
ZANZIBAR SABBIA CHIARO
ZA100 F 21,50



20x50 17
ZANZIBAR SABBIA SCURO
ZA150 F 21,50



20x50 6
FASCIA ODALISCA SABBIA/OCRA
* **ZA115** PZ 41,90




2,5x25 12
LISTELLO REEF SABBIA/GRIGIO
ZA101 PZ 14,90



3x50 12
LISTELLO ODALISCA SABBIA/OCRA
* **ZA116** PZ 14,90




20x50 12
FORO ZANZIBAR SABBIA
ZA120 PZ 8,90



5x20 12
LIST. ZANZIBAR SABBIA (vetro - glass)
ZA122 PZ 25,90



20x50 17
ZANZIBAR TEXTURE SABBIA
0005052 F 24,50



20x50 17
ZANZIBAR GRIGIO CHIARO
ZA200 F 21,50



20x50 17
ZANZIBAR GRIGIO SCURO
ZA250 F 21,50



20x50 6
FASCIA ODALISCA GRIGIO
* **ZA215** PZ 41,90



2,5x25 12
LISTELLO REEF SABBIA/GRIGIO
ZA101 PZ 14,90



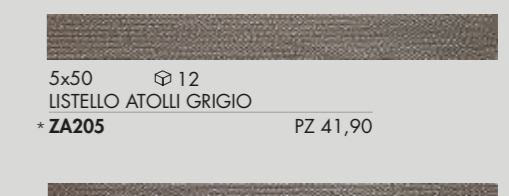
3x50 12
LISTELLO ODALISCA GRIGIO
* **ZA216** PZ 14,90



20x50 12
FORO ZANZIBAR GRIGIO
ZA220 PZ 8,90



5x20 12
LIST. ZANZIBAR GRIGIO (vetro - glass)
ZA222 PZ 25,90



5x50 12
LISTELLO ATOLLI GRIGIO
* **ZA205** PZ 41,90

5x10 12
TOZZ. ZANZIBAR GRIGIO (vetro - glass)
ZA221 PZ 18,90



20x50 17
ZANZIBAR TEXTURE GRIGIO
0005053 F 24,50

* Si consiglia di pulire la superficie senza utilizzare prodotti contenenti sostanze abrasive per non alterare la brillantezza del metallo prezioso. Do not use products containing abrasive substances to clean the decorative element so as not to affect the shine of the precious metal.

HARDKOLL

COLLANTI PER L'EDILIZIA 321
BUILDING ADHESIVES
SIGILLANTI COORDINATI 324
COORDINATED GROUT SEALANTS

HARDKOLL
LAYING INNOVATIONS

Entrata a far parte del Gruppo ABK nel 2015, Hardkoll è un'industria chimica specializzata nello sviluppo e nella produzione di soluzioni per l'edilizia che vuole porsi sul mercato come un partner attento in grado di fornire soluzioni complete per il mondo edile.

Ordinare Hardkoll oggi significa:

- avere a disposizione una gamma di prodotti sviluppati appositamente per le collezioni ABK che ne garantiscono il miglior risultato tecnico ed estetico
- includere i prodotti Hardkoll insieme ai materiali ABK in un unico ordine e un'unica fatturazione
- convenienza nei costi di trasporto: i prodotti Hardkoll potranno essere caricati unitamente ai prodotti ABK presso lo stesso magazzino logistico
- assistenza tecnica specializzata
- prodotti certificati che coprono tutte le casistiche di posa

COLLANTI PER EDILIZIA

Gli adesivi edilizi sono un insieme di sostanze naturali o sintetiche, che, opportunamente applicate, sono capaci di far aderire fra loro superfici di materiali uguali o diversi.

L'azione degli adesivi deriva da fattori interni (composizione, proprietà chimiche delle sostanze utilizzate) ed esterni (condizioni atmosferiche – ambiente umido/asciutto – materiali da incollare – ceramica/pietra naturale/ricomposti – supporto sul quale incollare – massetto/ moquette/laminato – destinazione finale – pavimento/rivestimento/interni/esterni): tali fattori ne determinano la composizione chimica e dunque le differenti tipologie. In generale possiamo affermare che ciascuno di essi viene identificato con una lettera ed un numero in progressione, che ne determina l'upgrade di prestazione: sono tutti universalmente validi.

C1: collante a base cementizia, basico (per materiale ceramico poroso/assorbente o bicottura).

C2: collante a base cementizia migliorato (per materiali ceramici non assorbenti).

F: collante a presa rapida (fast). E' utilizzato per esempio in condizioni di cantiere particolari e in tutte quelle situazioni che richiedono rapidità di intervento.

T: il collante ha un comportamento fittotropico (ovvero antiscivolo): dunque particolarmente apprezzato per la posa su parete di materiali di grandi formati e/o spessori maggiorati).

E: tempo aperto allungato (extended) ovvero il tempo massimo entro il quale il materiale può essere posato dopo l'applicazione dell'adesivo.

S1: il collante è deformabile (stretchy) ovvero ammortizza le tensioni termiche delle piastrelle e della superficie di posa senza danneggiare la superficie installata.

S2: variante migliorata della precedente.

Tutte queste caratteristiche possono coesistere e combinarsi fra loro, dando vita a variegata tipologie.

Il collante è l'ultimo strato prima del materiale scelto per la pavimentazione (legno, materiale ceramico, pietra naturale, etc) e contribuisce alla solidità del pavimento stesso: bisogna dunque non solo applicarlo con cura ma anche e soprattutto scegliere la tipologia idonea al materiale e al cantiere.

As part of the ABK Group since 2015, Hardkoll is a chemical manufacturer qualified in the development and production of building solutions. Hardkoll aims to be a reliable partner able to supply complete systems for buildings.

Today, placing an order of Hardkoll products means:

- A wide range of products specifically developed on ABK collections, guaranteeing the best technical and aesthetic result
- One loading and one invoice together with ABK materials
- Transport costs convenience: Hardkoll products can be loaded together with ABK products at the same logistic warehouse
- Technical support
- Certified products for all laying solutions

BUILDING ADHESIVES

Building adhesives are a mix of chemicals or natural substances providing or promoting adhesion.

Adhesives strength is depending on 2 different features: internal (chemical composition and chemical properties of the substances) and external (weather conditions - damp/dry room – materials to glue – ceramics/quarry stones/wood-rest where materials have to be glued - screed/ carpet/ laminate – end use – floor/wall,interiors/exteriors). All these set out the chemical composition and the varieties. The different kind of binding materials are identified by an alphabetical letter and a progressive number, specifying the upgrading performance.

C1: cement glue (for absorbing ceramic materials).

C2: improved cement glue (for not absorbing ceramic materials).

F: fast glue (usually less than 30 minutes); used whenever and wherever fast action is required, even during winter in order to prevent the freezing of the water.

T: fittotropic glue, i.e. antigrip (used for big sizes or extra thick wallcoverings).

E: open extended time (maximum time limit to fix down the material after the adhesive film application).

S1: stretchy glue i.e. thermal and shock absorber .

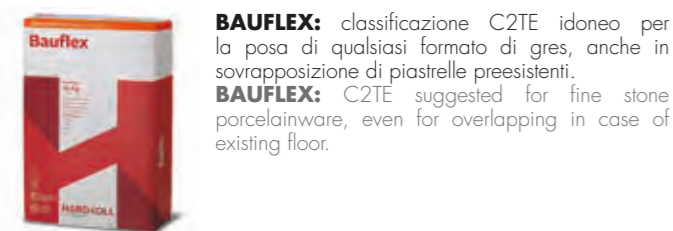
S2: highly stretchy glue (improved S1 glue).

All these, can be mixedtogether, giving out several types in return.

Binding materials are the last layer before tiles and support the firmness of the floor itself: it is crucial to select the proper one and to apply them properly.

COLLANTI PER EDILIZIA / BUILDING ADHESIVES

Hardkoll consiglia: / Hardkoll suggests:



BAUFLEX: classificazione C2TE idoneo per la posa di qualsiasi formato di gres, anche in sovrapposizione di piastrelle preesistenti.
BAUFLEX: C2TE suggested for fine stone porcelainware, even for overlapping in case of existing floor.

BAUFLEX			
BIANCO/WHITE	AD200M	€ 1,03/kg	
GRIGIO/GREY	AD210M	€ 1,01/kg	

Per tutti i formati
For all sizes



+30: classificazione C2TES1, ideale per la posa di piastrelle ceramiche di grande formato e/o basso spessore: la sua formula permette una resa del 30% maggiore rispetto agli altri adesivi equivalenti.
+30: C2TES1: suggested for laying extra thin big ceramic slabs; the enriched formula allows a 30% better performance compared to other equivalent adhesives.

+30			
BIANCO/WHITE	AD330M	€ 1,29/kg	
GRIGIO/GREY	AD331M	€ 1,17/kg	

Per grandi formati e/o basso spessore
For extra thin big ceramics slabs



+30 S2: classificazione C2TES2, ideale per la posa di piastrelle ceramiche di grande formato e/o basso spessore: la sua formula permette una resa del 30% maggiore rispetto agli altri adesivi equivalenti.
+30 S2: Adhesive C2TES2, for laying extra thin big ceramic slabs; the new formula allows a 30% better performance compared to other equivalent adhesives.

+30 S2			
BIANCO/WHITE	AD332M	€ 1,52/kg	
GRIGIO/GREY	AD333M	€ 1,42/kg	

Per grandi formati e/o basso spessore
For extra thin big ceramics slabs



BAUPRIMERGRIP: primer che migliora l'adesione di adesivi, rasanti e autolivellanti cementizi su supporti difficili e poco assorbenti.
BAUPRIMERGRIP: primer improving the adhesion of adhesives, plasters and self-leveling on not absorbing supports.

BAUPRIMERGRIP			
	AT1212	€ 10,56/kg	



BAUFLEX MAXI S1: classificazione C2TES1, grazie alla dimensione maggiorata del granello, è ideale per i materiali di spessore maggiorato da esterno (20 mm)
BAUFLEX MAXI S1: C2TES1 suggested for special thick materials for outdoors (20 mm)

BAUFLEX MAXI S1			
BIANCO/WHITE	AD260M	€ 1,24/kg	
GRIGIO/GREY	AD280M	€ 1,17/kg	

Per spessorati da esterno
For outdoor thick materials



+30 FAST: classificazione C2FTES1, si tratta di un collante a presa rapida già calpestabile dopo 4 ore.
+30 FAST: Adhesive: C2FTES1 a fast adhesive ready already 4 hours after the first application.

+30 FAST			
BIANCO/WHITE	AD334M	€ 1,42/kg	
GRIGIO/GREY	AD335M	€ 1,30/kg	

Per grandi formati e/o basso spessore
For extra thin big ceramics slabs



BAULITE S2: classificazione C2TES2, grazie alla nanotecnologia utilizzata, con un sacco di 15 kg si riesce a posare lo stesso quantitativo di materiale rispetto ad un sacco tradizionale (25 kg).
BAULITE S2: C2TES2 thanks to the nanotechnology, a 15 kg bag ensures the same performance of a 25 kg bag.

BAULITE S2			
BIANCO/WHITE	AD340M	€ 2,64/kg	
GRIGIO/GREY	AD341M	€ 2,46/kg	

STUCCO PER FUGHE

Lo stucco è un sigillante riempitivo per fughe e può essere più o meno idrorepellente e a base o cementizia o epossidica.
 CG2: a base cementizia migliorata, ad elevata resistenza all'abrasione e basso assorbimento di acqua.
 RG: a base epossidica, ad elevata resistenza all'abrasione.

GROUT SEALANT

Grout is a joint filling seal and can be waterproof and cement or epoxy based.
 CG2: improved cement based grout, abrasion resistant and water low absorption.
 RG: high abrasion resistance and epoxy based.



KROMOS 08: ideale per fughe sottili, materiali rettificati; presenta una finitura particolarmente liscia.
KROMOS 08: smooth thin grout for rectified tiles.

KROMOS 08

*	= 2,23 €/kg
**	= 2,50 €/kg
***	= 2,72 €/kg



BAUNET: soluzione per la pulizia di piastrelle e giunti cementizi
BAUNET: cleaning solution for tiles and groutings

BAUNET

5L	AT1302	€ 3,05/kg
1L x 12	AT1301	€ 4,10
1KG x 12	AP1301	€ 11,14

Kromos 08 e BauPoxy HD10 presentano oggi una nuova gamma di cromie sviluppate appositamente per i materiali ABK, assicurando così un'eccellente resa estetica.
 Kromos 08 and BauPoxy HD10 introduce a new colour range specifically developed for ABK products, ensuring an excellent final look

	BIANCO	KROMOS SI124B ** BAUPOXI PP124P	ARDESIA	KROMOS SI152B ***	TORTORA	KROMOS SI153B ***
	GRIGIO LUCE	KROMOS SI120B * BAUPOXI PP120P	ANTRACITE	KROMOS SI122B *	NOCCIOLA	KROMOS SI143B *** BAUPOXI PP143P
	PERLA	KROMOS SI150B ***	NERO	KROMOS SI140B ** BAUPOXI PP140P	AVANA	KROMOS SI154B ***
	MANHATTAN	KROMOS SI123B * BAUPOXI PP123P	AVORIO	KROMOS SI126B **	TABACCO	KROMOS SI133B ***
	BETULLA	KROMOS SI151B ***	JASMIN	KROMOS SI125B **	MARRONE	KROMOS SI134B *** BAUPOXI PP134P
	CEMENTO	KROMOS SI121B * BAUPOXI PP121P	BAHAMA BEIGE	KROMOS SI129B ** BAUPOXI PP129P	NOCE	KROMOS SI155B ***

IMPERMEABILIZZANTE

L'impermeabilizzante è una guaina che si posa sopra il massetto allo scopo di proteggerlo dall'acqua: per la sua stesura è necessario che il sottofondo sia perfettamente asciutto.

SEALING

Sealing is a film that has to be fixed on the concrete to protect it from water; it has to be used on backgrounds perfectly dried.



BAU720 (A+B): impermeabilizzante bicomponente, idoneo per l'impermeabilizzazione di terrazzi, balconi, box doccia, piscine.
BAU720 (A+B): Two-component waterproofing product, suitable for waterproofing terraces, balconies, showers, swimming pools.

BAU720 (A+B)			
GRIGIO 33 KG	PP100N	€ 3,20/kg	



Hidro 1K: impermeabilizzante monocomponente ad alta resa fibrorinforzato a base di leganti idraulici, inerti alleggeriti.
Hidro 1K: One-component, high-performance fiber-reinforced waterproofing product based on hydraulic binders, lightened aggregates.

HIDRO 1K			
GRIGIO 15 KG	PP210N	€ 5,50/kg	

COLLEZIONE COLLECTION	COLORE COLOUR	CODICE SIGILLANTE SEALANT CODE
ALPES	Lead	SI121B kromos cemento
ALPES RAW	Grey	SI150B kromos perla
	Ivory	SI120B kromos grigio luce
	Sand	SI120B kromos grigio luce
	Grey	SI150B kromos perla
ATLANTIS	Smoke	SI122B kromos antracite
	Sand	SI123B kromos manhattan
	Moon	SI120B kromos grigio luce
	Concrete Moon	SI120B kromos grigio luce
BLEND	Concrete Ash	SI150B kromos perla
	Concrete Grey	SI121B kromos cemento
	Concrete Iron	SI122B kromos antracite
	Dots Multiwhite	SI120B kromos grigio luce
	Dots Multiblack	SI140B kromos nero
	Dots Taupe	SI123B kromos manhattan
	Dots Grey	SI121B kromos cemento
	CROSSROAD	White
CHALK/WOOD	Sand	SI150B kromos perla
	Grey	SI150B kromos perla
	Smoke	SI152B kromos ardesia
	Coal	SI140B kromos nero
	Amber	SI143B kromos nocciola
	Tan	SI151B kromos betulla
	DOCKS	Silver
Grey		SI152B kromos ardesia
Black		SI122B kromos antracite
White		SI120B kromos grigio luce
Bone		SI153B kromos tortora
Warm		SI123B kromos manhattan
DOLPHIN		Grey
	Moon	SI123B kromos manhattan
	Milk	SI153B kromos tortora
	Coal	SI122B kromos antracite
	Oak	SI152B kromos ardesia
	Clay	SI154B kromos avana
DOWNTOWN	Ash	SI123B kromos manhattan
	Ecru	SI153B kromos tortora
	Earth	SI121B kromos cemento
	Ivory	SI120B kromos grigio luce
	Graphite	SI122B kromos antracite
ECO CHIC	Almond	SI123B kromos manhattan
	Naturale	SI150B kromos perla
	Avana	SI150B kromos perla
	Brown	SI152B kromos ardesia

COLLEZIONE COLLECTION	COLORE COLOUR	CODICE SIGILLANTE SEALANT CODE	
FOSSIL	Brown	SI123B kromos manhattan	
	Beige	SI153B kromos tortora	
	Light Grey	SI120B kromos grigio luce	
	Cream	SI126B kromos avorio	
	Blue	SI123B kromos manhattan	
GENT	Dark	SI121B kromos cemento	
	Blue	SI150B kromos perla	
	Ash	SI120B kromos grigio luce	
	Rope	SI120B kromos grigio luce	
GHOST	Ivory	SI150B kromos perla	
	Rope	SI150B kromos perla	
	Grey	SI150B kromos perla	
	Taupe	SI122B kromos antracite	
	Sage	SI150B kromos perla	
	Clay	SI150B kromos perla	
	Jade	SI121B kromos cemento	
	GRACE	Alabastro	SI120B kromos grigio luce
Marfil		SI129B kromos bahama beige	
Pulpis Grigio		SI120B kromos grigio luce	
Statuario		SI120B kromos grigio luce	
INTERNO 9	Rust	SI152B kromos ardesia	
	Silver	SI121B kromos cemento	
	Dark	SI122B kromos antracite	
	Pearl	SI120B kromos grigio luce	
	Mud	SI121B kromos cemento	
	Dune	SI123B kromos manhattan	
	LAB325	Pearl	SI150B kromos perla
Ash		SI150B kromos perla	
Taupe		SI150B kromos perla	
Pepper		SI122B kromos antracite	
NATIVE		Ebony	SI122B kromos antracite
		Forest	SI122B kromos antracite
	Ash	SI150B kromos perla	
	Red	SI152B kromos ardesia	
	Fog	SI152B kromos ardesia	
	NEST	Beige	SI150B kromos perla
Oak		SI150B kromos perla	
Taupe		SI150B kromos perla	
Blue		SI121B kromos cemento	
PETRAIA	Rosso	SI121B kromos cemento	
	Rosso	SI122B kromos antracite	
	Cotto	SI121B kromos cemento	
	Ocra	SI121B kromos cemento	
	Beige	SI129B kromos bahama beige	
	Almond	SI129B kromos bahama beige	

COLLEZIONE COLLECTION	COLORE COLOUR	CODICE SIGILLANTE SEALANT CODE
RE-WORK	Multi Fog	SI150B kromos perla
	Multi Beige	SI153B kromos tortora
	Single 2 White	SI120B kromos grigio luce
	Single 2 Silver	SI150B kromos perla
SENSI GEMS	Crystal	SI120B kromos grigio luce
SENSI UP	Taj Mahal	SI120B kromos grigio luce
SENSI WIDE	Iceberg	SI120B kromos grigio luce
SENSI	Titanium Black	SI140B kromos nero
	Statuario Apuano	SI124B kromos bianco
	Onice beige	SI120B kromos grigio luce
	Pietra Grey	SI140B kromos nero
	Statuario Ultra	SI124B kromos bianco
	Arabesque Silver	SI150B kromos perla
	Calacatta Gold	SI124B kromos bianco
	Sahara Cream	SI120B kromos grigio luce
	Invisible Pearl	SI150B kromos perla
	Breccia Melange	SI124B kromos bianco
	Statuario Versilia	SI124B kromos bianco
	Grand Antique	SI120B kromos grigio luce
	Marquina Select	SI140B kromos nero
	Calacatta Select	SI124B kromos bianco
Statuario White	SI124B kromos bianco	
SOLERAS	Naturale	SI153B kromos tortora
	Beige	SI153B kromos tortora
	Avana	SI154B kromos avana
	Bianco	SI120B kromos grigio luce
	Grigio	SI123B kromos manhattan
	Antracite	SI152B kromos ardesia
UNIKA	Cream	SI120B kromos grigio luce
	Ecru	SI123B kromos manhattan
	Bronze	SI121B kromos cemento
	Grey	SI150B kromos perla
	Smoke	SI152B kromos ardesia

TECH

WIDE 327
 GRADONE JOLLY 332
 AUTOLEVELING 333
 CONSIGLI DI POSA E PULIZIA / INSTALLATION AND CLEANING ADVICE 334
 CARATTERISTICHE TECNICHE / TECHNICAL CHARACTERISTICS 337
 ECOSOSTENIBILITÀ / ECO-SUSTAINABILITY 339
 GUIDA ALLA CONSULTAZIONE / CONSULTATION GUIDE 339
 CONDIZIONI GENERALI DI VENDITA / GENERAL SALES TERMS AND CONDITIONS 340
 IMBALLI / PACKAGING 345

WIDE

SUPERSIZE SLABS

CERAMIC R-EVOLUTION

Il progetto WIDE ABK parte dalla rivoluzionaria tecnologia produttiva CONTINUA+, che permette di produrre lastre in gres porcellanato robuste e leggere allo stesso tempo, grazie allo spessore ridotto di 6 e 7 mm, fino alla dimensione record di 160x320 cm. Il nuovo sistema di pressatura prevede la compattazione a secco delle materie prime e consente di ottenere superfici particolarmente apprezzabili sia per la qualità estetica che per le performance tecniche.

ABK's WIDE collection consists of tough yet lightweight porcelain slabs with a thickness of just 6 and 7 mm and a record size of 160x320 cm produced using the revolutionary CONTINUA+ technology. The new pressing system involves dry compaction of raw materials and is able to produce surfaces that combine excellent aesthetic quality with outstanding technical performance.



WIDE & STRONG

WIDE è perfettamente idoneo sia per il rivestimento che per la pavimentazione, in ambito residenziale e commerciale. Gli spessori 6 e 7 mm consentono di mantenere un'ottima resistenza al carico di rottura reale.

WIDE is ideal as both a floor and wall covering in residential and commercial projects. The 6 and 7 mm thickness enables it to maintain excellent breaking strength in real situations.



LITE GOES WIDE

Gli spessori 6 e 7 mm consentono di ridurre il peso per mq con interessanti vantaggi in termini di maneggevolezza e movimentazione.

The 6 and 7 mm thickness results in a reduced weight per square metre, bringing significant advantages in terms of ease of working and handling.



WIDE IS LEVELING

La combinazione fra impasto ad elevata plasticità, spessore e grande dimensione, dona particolare elasticità al prodotto, per ottenere risultati di posa sempre impeccabili.

The combination of a body with high plasticity, thickness and dimensions makes for a highly elastic product that delivers consistently flawless results.



EASY AS WIDE

La formulazione dell'impasto, unita alla compattazione a secco e alla cottura in forni di nuova concezione, genera un gres particolarmente facile da tagliare e lavorare.

The chemical formulation of the body combined with the raw material dry compaction process produces a porcelain slab that is easy to cut and work with.



WIDE MEANS GREEN

L'impasto contiene il 40% minimo di materie prime di qualità recuperate da altri processi produttivi, per questo i prodotti WIDE possono essere accreditati all'interno del sistema internazionale LEED.

As the body contains a minimum of 40% high-quality raw materials recycled from other production processes, WIDE collection products qualify for LEED international certification.

PESO WEIGHT

ABK 9 mm = 19,5 Kg x mq
 ABK 7 mm = 17,5 Kg x mq
 ABK 6 mm = 15,0 Kg x mq

indicatore di flessibilità flexibility index	deflessione massima sotto carico di 350 N maximum deflection under load of 350 N	lato/lenght 2400 mm	> 50 mm
		lato/lenght 2700 mm	> 70 mm
		lato/lenght 3200 mm	> 100 mm

NEW DIMENSIONS

Uno degli obiettivi del progetto WIDE è quello di fornire un materiale ceramico tecnologicamente avanzato facilmente utilizzabile in contesti anche molto diversi, per dimensione e per destinazione d'uso. WIDE è un vero e proprio programma di formati, tutti rettificati, pensati per coprire a 360° le esigenze legate alla progettazione, a partire dagli spazi residenziali, fino alle grandi opere in ambito pubblico e commerciale.

One of the aims of the WIDE project is to supply a hi-tech ceramic material that is easy to use in very different sizes and applications. WIDE comes in a large selection of sizes, all rectified, ideal for uses ranging from residential through to large-scale works in public and commercial spaces.

EVERYWHERE YOU LIKE

Tenendo conto delle principali qualità del materiale, tra cui la robustezza, la resistenza agli sbalzi termici, oltre allo spessore contenuto e alla facilità di lavorazione, le grandi lastre WIDE ampliano la destinazione d'uso del gres porcellanato. Sempre meno fughe e sempre più spazio alla creatività di progettisti e interior designers, che grazie ai prodotti WIDE possono apprezzare la versatilità di una ceramica senza più confini.

Taking account of the material's key qualities, including strength, thermal shock resistance, low thickness and ease of working, the WIDE large-size slabs extend the fields of use of porcelain. The WIDE collection has fewer joints while giving enormous creative freedom to architects and interior designers, who appreciate the versatility of this ceramic surface without limits.



PAVIMENTI INTERNI
INDOOR FLOORS



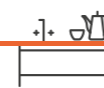
RIVESTIMENTI INTERNI
INDOOR WALLS



FACCIADE ESTERNE
INCOLLATE E VENTILATE
GLUED AND VENTILATED
EXTERIOR FAÇADES



PAVIMENTI AREE ESTERNE
OUTDOOR FLOORS



PIANI LAVORO CUCINE
KITCHEN COUNTERTOPS



TOP E FINITURE PER
AMBIENTI BAGNO
BATHROOM VANITY TOPS
AND SHELVES



ELEMENTI DI ARREDO E
DESIGN PER INTERNI
INTERIOR FURNISHING
AND DESIGN ELEMENTS

POSA MOVIMENTAZIONE DELLE LASTRE

Durante le verifiche preliminari sul cantiere è opportuno accertare anche la possibilità di movimentare facilmente le lastre all'interno dei locali di posa. Tutti i formati che superano i 100 cm sia di lunghezza che di larghezza devono essere maneggiati da 2 posatori. Per una corretta gestione delle lastre, a partire dalla fase di apertura degli imballi, è necessario avvalersi di dispositivi idonei per la movimentazione.

Per la movimentazione manuale e la successiva posa in opera delle lastre WIDE 160x320, al fine di garantire la sicurezza per gli operatori e l'integrità del materiale, è vivamente consigliato l'utilizzo di barre di movimentazione con ventose. **1**

Per gli altri formati WIDE inferiori può essere sufficiente l'utilizzo delle sole ventose, anche in relazione allo spessore di 7 mm, che da una maggiore resistenza al prodotto. **2**

Gli appositi carrelli di movimentazione sono ideali sul cantiere come "magazzino" per una o più lastre, oltre che per effettuare in totale sicurezza l'operazione di spalmatura dell'adesivo sul retro della lastra. **3**

LAYING HANDLING THE SLABS

When performing a preparatory inspection of the site, it is important to check whether the slabs can be handled easily in the installation area. All sizes in excess of 100 cm in either direction must be handled by 2 installers. Always use proper handling equipment to handle the slabs, from unpacking onwards.

When handling and laying WIDE 160x320 cm slabs by hand, use handling bars with suction cups to safeguard both the material and the installers themselves. **1**

For smaller WIDE sizes, it may be sufficient to use just suction cups, especially given that the product is 7 mm thick and therefore quite robust. **2**

Handling carts are ideally suited for holding slabs on site as well as for applying the adhesive to the back of the slab in total safety. **3**



TAGLIO DELLE LASTRE

È opportuno effettuare le operazioni di taglio su una superficie piana, stabile e planare. È consigliato l'utilizzo di guide da taglio professionali con carrello incisore. **4**

Una volta rimossa la lastra dall'imballo e posizionata sul piano di lavoro segnare alle due estremità la dimensione da asportare. Posizionare e bloccare la guida di taglio, tenendo conto della distanza del disco di taglio. **5**

Incidere le estremità della lastra per circa 5 cm spingendo il carrello di incisione dall'interno verso l'esterno, procedere poi con l'incisione della lastra avendo cura di esercitare una pressione ed un avanzamento del carrello costanti per tutta la lunghezza del taglio.

Traslare la lastra in modo da portare la linea di incisione al di fuori del piano di lavoro di circa 5/10 cm.

Rimuovere la guida di incisione ed iniziare l'operazione di troncatura posizionando l'apposita pinza in corrispondenza della linea incisa; esercitare una pressione leggera e progressiva verso il basso. Quest'operazione risulterà molto semplice in quanto i prodotti Wide sono privi di tensionature e per questo facilmente lavorabili. **6**

A questo punto si può procedere con la finitura, che dovrà essere effettuata utilizzando gli appositi tamponi diamantati o in alternativa mediante dischi resinosi abrasivi. **7/8**

CUTTING THE SLABS

We recommend cutting the slabs on a flat, stable surface (table). Use professional cutting guides with a cutting slide. **4**


Remove the slab from its packaging and place it on the table, then mark the cut at both ends. Locate and lock the cutting guide (make sure to account for the cutting disk offset). **5**

Cut the ends of the slab by pushing the slide about 5 cm from the interior to the edge of the slab, then cut the slab in a single smooth, even stroke at constant pressure.

Slide the slab so that the cut line is about 5 to 10 cm beyond the edge of the table.

Remove the cutting guide and shear off the excess material with the clamp located at the cut line; exert gradual, light pressure downwards. This is made particularly easy by the fact that Wide products have no tensioning and are thus easy to work. **6**

You can now finish the slab using diamond pads or abrasive resin disks. **7/8**



TAGLI A L/SCASSI/ FORI RETTANGOLARI

Una volta tracciata sulla lastra la porzione da asportare è opportuno eseguire, in corrispondenza del punto di congiunzione delle linee, fori di diametro 6/8 mm con foretti diamantati a umido o a secco. **9**

Congiungere poi i fori mediante una smerigliatrice angolare equipaggiata con disco diamantato (diametro max. 125 mm) **10**

CUTS L CUTS / RECESSED CUTS / RECTANGULAR HOLES

Once you have marked the cut on the slab, drill through the corners of the cut with a dry or wet 6 or 8 mm diamond bit. **9**

Now join up the holes with an angle grinder fitted with a diamond disk (maximum dia. 125 mm) **10**



INCOLLAGGIO

Le lastre WIDE richiedono l'utilizzo della tecnica a doppia spalmatura, ovvero il collante dev'essere applicato sia sul fondo di posa che sul retro della lastra. **11**

Si consiglia l'utilizzo di adesivo in polvere a base cementizia a letto pieno di classe C2F (E) S1 /S2 come Baulite S2 di Hardkoll. **12**

Assicurarsi che la superficie da rivestire sia consistente, planare, priva di polvere e di untoi/grassi, così come è bene rimuovere le polveri che possono trovarsi a contatto delle lastre. Stendere il collante sulla superficie da rivestire con spatola a denti inclinati con dente minimo di 8mm con movimenti lineari e mai circolari.

Stendere il collante sul retro della lastra con spatola dentata mai inferiore a 5 mm (tenendo conto che la somma delle spatole utilizzate per sottofondo e lastra dev'essere compresa fra i 13 e i 14mm).

Per garantire la perfetta posa dei prodotti WIDE occorre far defluire per vibrazione le bolle d'aria che si possono formare fra la lastra e l'adesivo fino a ottenere il "letto pieno" di collante. Per fare ciò è consigliabile avvalersi di un battitore manuale in gomma oppure utilizzare gli appositi dispositivi elettrici batti-piastrelle. **13/14**

In relazione al grande formato è consigliato l'utilizzo di distanziali livellanti facendo attenzione che lo strato di adesivo fra lastra e massetto sia almeno di 4 mm, per evitare interruzioni nella massa adesiva. **15/16**

La fuga minima consigliata, in relazione alla posizione dei giunti di dilatazione, è di 2 mm. Nel caso di pareti e pavimenti a contatto, da posare entrambi con lastre ceramiche, è indispensabile rispettare questa larghezza minima per garantire un perfetto risultato nel tempo. A rivestimento è possibile realizzare fughe inferiori in base alle opportune verifiche tecniche da effettuarsi sul cantiere. Le fughe dovranno essere riempite per almeno i 2/3 dello spessore con l'apposito sigillante, pertanto occorre prestare attenzione all'eventuale presenza di residui di adesivo all'interno.

GLUING

WIDE slabs must be back-buttered; in other words, the adhesive must be applied both to the substrate and the back of the slab. **11**

We recommend using a cement-based full bonding powder adhesive, Class C2F (E) S1/S2, such as Hardkoll Baulite S2. **12**

Make sure the surface is stable, flat, clear of grease and dust, and also wipe off any dust on the back of the slab.

Apply the adhesive to the surface with an angled tooth trowel (at least 8 mm), in a linear motion (never in circles).

Apply the adhesive to the back of the slab with a toothed trowel (at least 5 mm); note that the sum of the trowel sizes used for the slab and substrate must be 13 - 14 mm.

To ensure perfect installation of WIDE products, use vibration to eliminate any bubbles between the slab and the adhesive to obtain a full bonding effect. Use either a rubber mallet or electric tile vibrator for this purpose. **13/14**

When installing large sizes, we recommend using levelling spacers; the layer of adhesive between the slab and the substrate must be at least 4 mm thick to ensure continuity. **15/16**

The expansion joint between slabs should be at least 2 mm wide. For contact walls and floors, both installed with ceramic slabs, this minimum dimension must be used to ensure a long-lasting result. A smaller joint width is possible when installing walls, following technical inspection on site. The joints must be filled to at least 2/3 of their depth with sealant; take care to remove all adhesive from the joint first.



Indicazioni tecniche sviluppate in collaborazione con Assoposa.
Technical instructions developed in collaboration with Assoposa.



LOGISTICA NUOVI SISTEMI DI IMBALLO

L'innovazione della gamma WIDE si esprime anche attraverso la parte logistica del progetto. ABK Group rivoluziona il sistema di imballaggio delle lastre ed è a oggi l'unica azienda che ha portato il sistema a cavalletto impilabile alla dimensione di cm 75x246x149, 75x276x147,5, 75x168x109 e 75x26x200.

Questi i principali vantaggi offerti:

- essendo impilabile permette di ottimizzare gli spazi all'interno dei magazzini.*
- la profondità di 75 cm consente di sfruttare a pieno il volume di carico dei container (3 pallets ne occupano perfettamente la larghezza).
- Il posizionamento verticale del prodotto garantisce una maggiore protezione delle lastre durante le fasi di trasporto.
- facilita le operazioni sul cantiere in quanto le lastre si trovano già posizionate in verticale, il materiale è facilmente ispezionabile e removibile per l'installazione.
- le dimensioni complessive del cavalletto consentono maggiori spazi di manovra all'interno dei locali di posa rispetto alle casse tradizionali e agevolano il sollevamento del materiale mediante mezzi meccanici (gru-montacarichi).
- è caratterizzato da un sistema di regattatura che consente di liberare anche 1 solo collo alla volta, senza compromettere la stabilità del materiale che rimane sul pallet, evitando così il rischio di rotture. Le lastre dovranno essere liberate rispettando la sequenza opposta rispetto a quella con cui sono state confezionate, quindi iniziando dall'ultimo collo regettato.


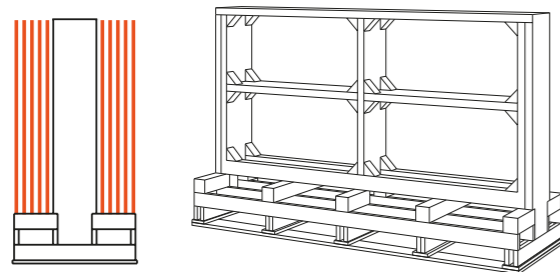
LOGISTICS NEW PACKAGING SYSTEMS

Innovation in the WIDE range is also reflected in the project's logistics. ABK Group has revolutionised the packaging of ceramic slabs and is the only company to have expanded the stacking rack pallet system to the 75x246x149 75x276x147,5, 75x168x109 e 75x26x200 cm size.

This has the following advantages:

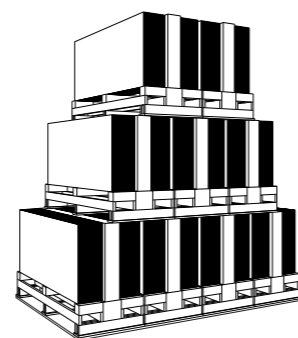
- stacking optimises the use of space in warehouses.*
- the 75 cm depth enables full use of container load space (3 pallets fit perfectly side by side). The vertical positioning of the product better protects the slabs during shipping.
- it facilitates work on site, since the slabs are already positioned vertically, making the material easy to inspect and remove for installation.
- the overall size of the rack pallet provides greater space for manoeuvring in the installation area in comparison with conventional crates, and also makes it easier to lift the slabs mechanically (with a crane or lift).
- the rack pallet system employs strapping which allows the user to remove a single package at a time without affecting the stability of the other packages on the pallet, thus minimising the risk of breakage. The slabs must be released from the packaging by reversing the packaging sequence, i.e. starting with the last package to have been strapped on.

Cavalletto impilabile Stackable Rack pallet



Modalità di trasporto consigliata per ottenere la massima visibilità.

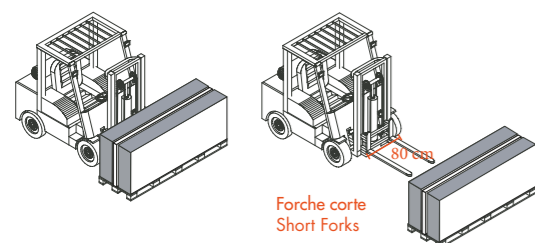
Recommended transport system for maximum visibility.



*Esempio di sovrapposizione del rack pallet con il formato 80x160.

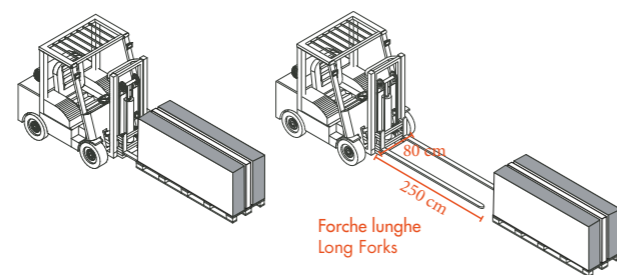
*Example of stacked rack pallets with the 80x160 cm size.

Carico su Camion Truck loading



Forche corte
Short Forks

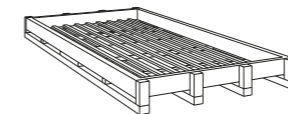
Carico su Container Container loading



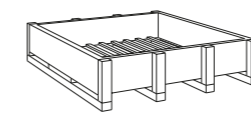
Forche lunghe
Long Forks

Cassa

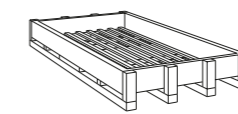
Crate
Impilabile Stackable



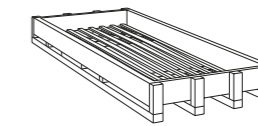
Ingombro Size 174x345x27,5
(160x320 RETT/LUX)
€ 130,00



Ingombro Size 174x185x42,5
(160x160 RETT/LUX)
€ 90,00



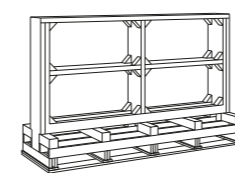
Ingombro Size 134x265x36
(120x240 RETT/LUX)
€ 100,00



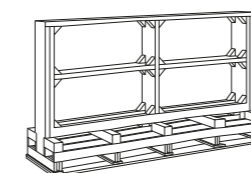
Ingombro Size 134x295x34
(120x270 LUX)
€ 115,00

Cavalletto

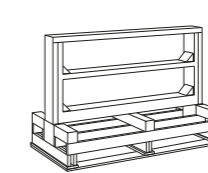
Rack pallet
Impilabile Stackable




Ingombro Size 75x246x149
(120x240 RETT)
€ 120,00



Ingombro Size 75x276x147,5
(120x270 RETT)
€ 135,00



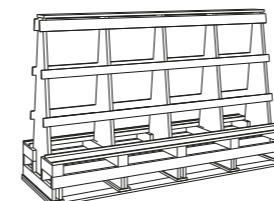
Ingombro Size 75x168x109
(80x160 RETT)
€ 50,00



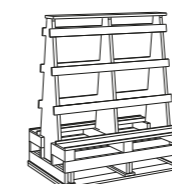
Ingombro Size 75x26x200
(26x200 RETT)

Cavalletto per containers


Rack pallet for containers
Non impilabile Not stackable



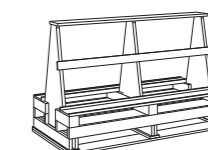
Ingombro Size 75x330x201
(160x320 RETT/LUX)
€ 235,00




Ingombro Size 75x170x201
(160x160 RETT/LUX)
€ 170,00



Ingombro Size 75x280x161
(120x270 RETT/LUX)
€ 210,00



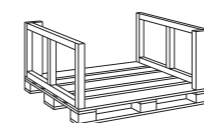
Ingombro Size 75x250x161
(120x240 RETT/LUX)
€ 190,00



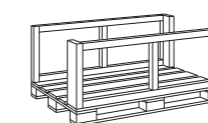
Ingombro Size 75x130x149
(120x120 RETT./LUX)

Pallet con sponde

Pallet with sides
Impilabile Stackable

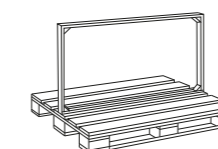


Ingombro Size 122x143x70
(120x120 LUX)

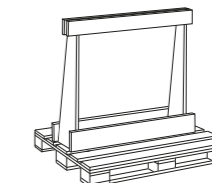


Ingombro Size 99x162x70
(80x160 LUX)

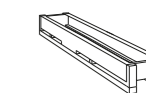
PALLET PER ORDINI AL VENDUTO PICKING ORDER PALLET



Ingombro Size 80x130x60
(60x120 30x120 80x80)
VERTICALE/VERTICAL



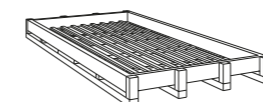
Ingombro Size 80x130x120
(120x120) VERTICALE/VERTICAL
€ 25,00




Ingombro Size 35x225x32
(26x200 RETT)

Su richiesta imballo standard con scatole orizzontali senza addebito.
Standard packaging with laying boxes possible without charges.


IMBALLI / PACKAGING 12 MM



Cassa
Crate
Ingombro Size 174x345x27,5
(163,5x323)
€ 130,00



Cavalletto container legno A - frame
Container Rack pallet wood A - frame
Ingombro Size 75x330x201
(163,5x323)
€ 235,00



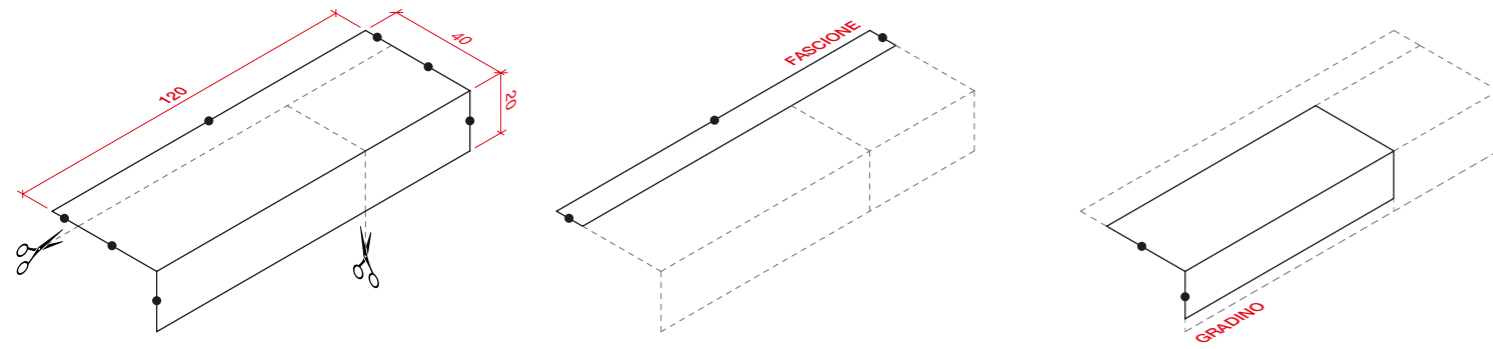
Cavalletto container metallo A - frame
Container Rack pallet metal A - frame
Ingombro Size 75x330x201
(163,5x323)
€ 400,00

GRADONE JOLLY

Il gradone Jolly JO di OLMOLab è un pre-assemblato costituito da due lastre in gres porcellanato: la pedata, di dimensione 120x40 cm e l'alzata di dimensione 120x20 cm, tenute insieme perpendicolarmente lungo lo spigolo da una resina ad alta resistenza.

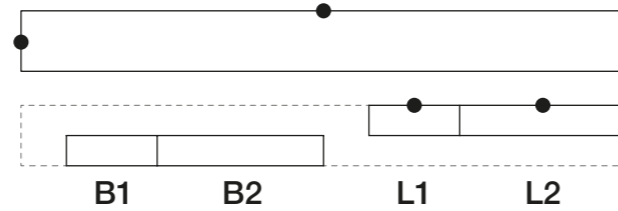
Le dimensioni di questo elemento pre-assemblato sono state studiate per permettere ai posatori, una volta calcolate le reali dimensioni della scala, di ricavarne tutte le parti che compongono il gradino definitivo (un fascione, da cui si possono estrapolare gli elementi laterali e il battiscopa e l'elemento gradino già assemblato).

JO, è caratterizzato da una lavorazione "JOLLY" in tutti i lati, in modo da facilitare il lavoro dei posatori nella fase di assemblaggio (vedi puntini neri nel disegno in basso).



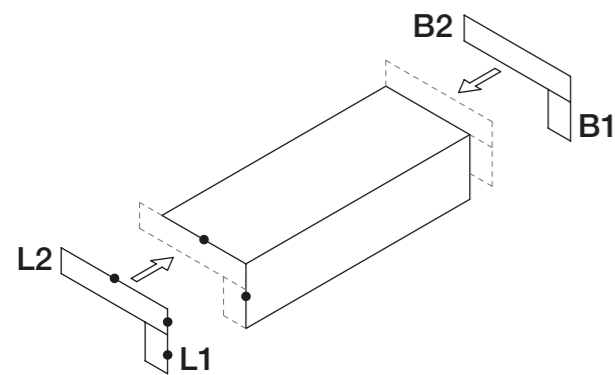
FASCIONE
Dall'elemento "fascione" si possono ricavare i laterali L1 e L2 e il battiscopa B1 e B2.

STRIP
The strip can be cut into the side pieces L1 and L2 and the skirting elements B1 and B2.



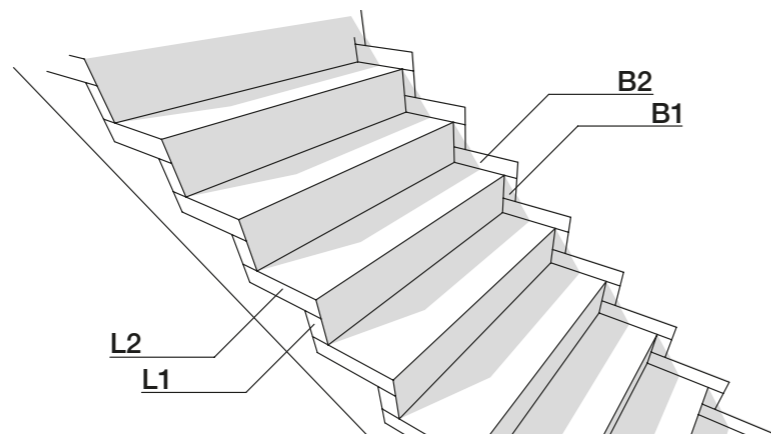
GRADINO

L'elemento "gradino", una volta rifilata la lastra verticale, riportandola alla giusta dimensione dell'alzata, è pronto per essere posato, presentando i 2 lati "jollati" da assemblare con i "laterali" L1 ed L2. Anche gli elementi B1 e B2 sono pronti per essere posizionati.



STEP

After trimming the vertical section to the correct size for the riser, the step element is ready for installation. It comes with 2 mitred edges to ensure a perfect joint with the side pieces L1 and L2. The skirting elements B1 and B2 are also ready to be installed.



The Jolly JO step from OLMOLab is a pre-assembled unit consisting of two porcelain slabs (a 120x40 cm tread and a 120x20 cm riser) held together at right-angles by a high-strength resin.

The dimensions of this pre-assembled unit are specially chosen to enable tile layers to cut out all the components of the finished step (a strip, from which the side pieces and skirting can be cut, and the pre-assembled step itself) according to the real dimensions of the stairs.

JO comes with mitred edges on all sides to facilitate the tile layer's work during assembly (see black dots in drawing below).

AUTO-LEVELING™


Facile installazione - Easy laying

CARATTERISTICHE

Auto-Leveling garantisce la massima facilità di posa ai listoni di grande formato. La tecnologia si basa sull'impiego di impasti a base di materie prime per loro natura altamente stabili e resistenti, ma al tempo stesso ad elevata plasticità, che conferiscono a questa tipologia di prodotti qualità uniche. Il materiale ottenuto, caratterizzato da un minimo grado di convessità, aderisce perfettamente al massetto. Una volta posata, la piastrella si auto-livella, mantenendo una perfetta planarità. La tecnologia Auto-Leveling si applica alle lastre ceramiche nei formati 20x170 e 40x170 cm (sp9mm).

CHARACTERISTICS

Auto-Leveling guarantees the maximum ease of installation for large-format planks. The technology uses raw materials that combine stability and strength with high plasticity, giving unique qualities to this type of product. The resultant tiles have a small degree of convexity and bond perfectly to the screed. Once installed, the tiles self-level and maintain perfect flatness. Auto-Leveling technology is used for ceramic tiles in sizes 20x170 cm and 40x170 cm (thickness 9mm).



Lastre prodotte con materie prime ad elevata plasticità, resistenti ma flessibili.



Appoggiate su qualsiasi superficie, anche non perfettamente planare, le lastre si auto-livellano.

50% OK

Il prodotto auto-leveling agevola la posa tradizionale, si monta senza distanziali livellanti, seguendo qualsiasi schema di posa.

Ceramic slabs manufactured with highly plastic raw materials, strong and flexible at the same time.

Laid on the screed they self-level, even if the surface is not perfectly flat.

Auto-leveling tiles help the traditional fixing, every installation pattern can be achieved, without leveling spacers.

indicatore di flessibilità flexibility index	deflessione massima sotto carico di 350 N maximum deflection under load of 350 N	lato/length 1200 mm	> 20 mm
		lato/length 1700 mm	> 30 mm

CONSIGLI DI POSA E PULIZIA

AVVERTENZE GENERALI

Indipendentemente dal tipo di prodotto e formato scelto, prima di procedere con la posa è opportu-no fare una verifica sul cantiere per valutare le condizioni dei sottofondi. La posa richiede le migliori condizioni del sottofondo. Che dovrà sempre essere:

-asciutto e stagionato
-planare e privo di fessurazioni
-pulito, libero da polvere detriti o grumi di cemento
- compatto e resistente

La perfetta riuscita di un pavimento o di un rivestimento è il frutto della combinazione di molteplici fattori; per ottenere il migliore effetto estetico nella posa è opportuno ricordare che i prodotti ABK Group prevedono un numero variabile di pattern grafici, la cui successione all’interno delle scatole avviene in modo del tutto casuale.

POSA DEI PRODOTTI RETTIFICATI

Per raggiungere un effetto ottimale ABK suggerisce di mantenere almeno 1 o 2 mm di fuga per una posa mono-formato e 2 mm per combinare formati misti nelle pose modulari suggerite dai cataloghi.

POSA DEI PRODOTTI NON RETTIFICATI

L’alto grado di greificazione delle piastrelle ABK comporta modeste tolleranze di calibro, per-tanto nella posa dei prodotti a bordo naturale è consigliabile lasciare una fuga di almeno 3 mm fra le piastrelle.

OPERAZIONI PRELIMINARI

Una volta scelto il materiale da posare, coerentemente con i requisiti tecnici, lo stile e la destinazione d’uso degli ambienti, è bene seguire alcune raccomandazioni prima di procedere con l’installazio-ne.:

-stendere a terra almeno 3mq di prodotto per controllare l’effetto d’insieme, avendo cura di verificar-ne accuratamente calibro, tonalità e scelta.

-Specie nel caso di prodotti con elevata variabilità grafica, è bene posare il materiale attingendo da più scatole, le variazioni grafiche e cromatiche del prodotto sono una caratteristica qualificante che l’abilità del posatore può valorizzare, al contrario un prodotto posato senza tenerne conto può risultare esteticamente poco gradevole.

È opportuno evitare di segnare la parte superiore delle piastrelle con matite o pennarelli e dedicare particolare attenzione ai prodotti lucidi, patinati o lappati che dovranno essere coperti durante i lavori di cantiere.

-Attendere 48/72 ore prima di sottoporre il pavimento al normale transito.

La posa senza fuga, soprattutto nei grandi formati è fortemente sconsigliata dai maggiori produttori di collante per i seguenti motivi:

Difficoltà di assorbimento di eventuali movimenti strutturali in assenza di elementi comprimibili

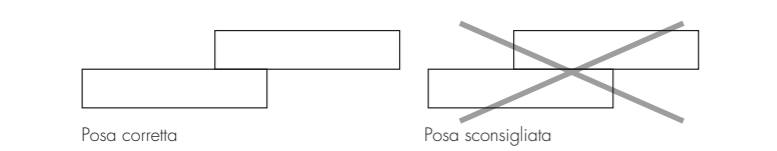
Diverso comportamento dilatometrico fra piastrelle e massetto, in presenza di elevate escursioni termiche

Difficoltà di realizzazione di una duratura ed efficace stuccatura

Abk sconsiglia assolutamente pose senza fuga, per le quali si declina ogni responsabilità.

Durante le operazioni di posa, nel caso venga scelto uno schema sfalsato, evitare di far coincidere i vertici di una piastrella con la metà delle altre a fianco.

Soltanto i prodotti AUTO-LEVELING si prestano ad essere posati seguendo liberamente ogni schema di posa.



STUCCATURA

1) Qualora non si utilizzasse la boiacca composta da cemento e sabbia, si consiglia di utiliz-zare colori di stucco su tono (possibilmente non utilizzare su materiali di colore chiaro stucchi di colore scuro, tipo nero, blu, rosso) e di verificare la compatibilità dei riempitivi per fughe con il prodotto ceramico.

2) Riempire le fughe con gli stucchi solo quando il pavimento è calpestabile, togliendo preven-tivamente dalle fughe ogni tipo di residuo.

3) Eseguire la stuccatura a “regola d’arte”, seguendo le indicazioni del progettista, del respon-sabile di cantiere e del capitolato di posa.

4) Stuccare piccole superfici per volta (4/5 mq) e asportare le quantità eccedenti con spugne o stracci umidi (di sola acqua pulita).

5) Stucchi cementizi non additivati: seguire attentamente le indicazioni dei fabbricanti, a fine giornata pulire i residui di posa con spugna appena bagnata.

6) Stucchi epossidici o additivati (con laticci, ecc.): seguire attentamente le indicazioni dei fab-bricanti, perché il loro rapido indurimento può richiedere pulizie molto laboriose, specialmente se la superficie delle piastrelle è antiscivolo, ruvida o strutturata.

INSTALLATION AND CLEANING ADVICE

GENERAL WARNINGS

Regardless of the chosenproduct type or size, an on-site inspection should be carried out prior to installation to assess the conditions of the substrates.Perfect substrate conditions are essential for a successful installation.Substrates must be:

-dry and properly cured
-flat and free of cracks

-clean and free of dust, debris or lumps of cement

-compact and strong

The success of a floor or wall tile installation is the result of a combination of multiple factors;

to achieve the best possible aesthetic effect in installation, remember that ABK Group products come in a variable number of graphic patterns packed in boxes in a completely random sequence.

INSTALLATION OF RECTIFIED-EDGED TILES

For optimal results, ABK recommends allowing a joint of at least 1 or 2 mm when laying same-sized tiles and 2 mm for different-sized tiles laid using the modular systems described in the catalogues.

INSTALLATION OF NON-RECTIFIED TILES

The high degree of vitrification of ABK tiles means dimensional tolerances are low. Therefore, when laying tiles with natural press-formed edges, at least a 3mm joint should be allowed between each tile.

PRELIMINARY OPERATIONS

It is advisable to follow some recommendations before proceeding with the installation of the se-lected tiling material, which should be carried out in compliance with the technical requirements, style and intended application;

-Place some tiles (at least 3 m²) over the flooring surface to check the final effect, making sure you have the right tile size, shade, and quality class.

-In the case of products whose graphics tend to differ considerably from one tile to the next, it is advisable to take the tiles from different boxes and mix them. The graphic and colour variations of the tiles are an important feature which can be enhanced by a skilled tile layer. Overlooking such features, on the contrary, may lead to poor aesthetic results.

-Avoid marking the front of the tiles with pencils or markers. Be particularly careful with glossy, matt or lapped tiles, which should be kept covered during building work.

-Wait 48/72 hours before walking over the newly laid tiles.

Jointless tile installation, particularly in the case of large-size tiles, is strongly advised against by most adhesive manufacturers for the following reasons:

Any structural adjustments may not be absorbed due to the lack of compressible material.

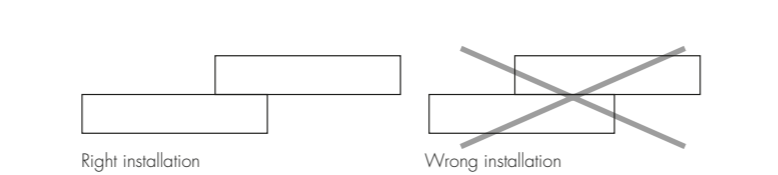
Wide temperature ranges may cause expansion effects between the tile and screed.

Effective, durable grout joints may be difficult to achieve.

ABK strongly advises against jointless tile installation and cannot be held liable for any damage deriving therefrom.

When laying tiles in a staggered pattern, make sure there are no tiles positioned with the corner coinciding with the centre of the adjacent tiles.

Only AUTO-LEVELING products are suitable for all installation patterns.



GROUTING

1)Should a grout made of cement and sand not be used, it is recommended to use shade-on-sha-de grouts (do not use dark grouts, such as black, blue or red, on bright materials) and to verify the compatibility of the grouts with the ceramic tile.

2)Fill the grout lines with the grout only when the floor has sufficiently set to be ready to tread on, removing any residue from the grout lines.

3)Carry out a state-of-the-art grouting following the layer and technician’s instructions and the technical specifications.

4)Grout small areas of the surface at a time (4m² to 5m²) and remove excess grout with a sponge or a wet cloth (with clean water).

5)Non-added cement grouts: follow the manufacturer’s instructions carefully and at the end of the working day clean the surface with a slightly damp sponge.

6)Epoxy grouts or added grouts (with latex, etc): follow the manufacturer’s instructions to the letter as rapid hardening can lead to difficult cleaning operations, especially in case of anti-slip, rough or textured tiles.

LAVAGGIO DOPO LA POSA

Il lavaggio dopo la posa è una fase di fondamentale importanza per tutti gli interventi successivi e per la manutenzione.

La pulizia di fine cantiere fatta con prodotti a base acida tamponati, quali ad esempio Deterdek di Fila o Cement Remover di Faber etc. va eseguita una sola volta e presenta l’ulteriore vantag-gio di conferire uniformità cromatica alla superficie.
Con il lavaggio acido dopo la posa si eliminano i residui di posa e il normale sporco di can-tiere come: malta, colla, pittura, sporco da cantiere di varia natura. E’ bene sapere che oltre il 90% delle contestazioni in cantiere è dovuto ad un cattivo, o addirittura inesistente, lavaggio con detergente acido dopo posa. Per evitare che un prodotto a base acida usato per la prima pulizia vada ad intaccare il riempimento a base cementizia delle fughe, è necessario, prima dell’operazione di pulizia, bagnare il pavimento affinché le fughe vengano impregnate e per-tanto protette dall’azione corrosiva dell’acido stesso.

- E’ opportuno:
- Togliere con appositi detergenti a base alcalina sostanze grasse o simili
- Procedere al lavaggio dopo la posa
- Risciacquare abbondantemente il pavimento, raccogliendo l’acqua residua.
- La pulizia si esegue dopo 4-5 giorni dalla stuccatura (lo stucco deve indurire) e non oltre i 10 giorni, oltre questi tempi la pulizia può diventare molto più laboriosa; attenersi scrupolosamente ai consigli riportati dal produttore di detergenti.
- Fare sempre test preventivi (su una piastrella non posata), in particolare per prodotti lappati o levigati.

POSA E PULIZIA DI DECORI CON MATERIALI NATURALI

FASCIA ARDESIA BRONZO / ARDESIA GRIGIO 4x30 cm

Componente pietra naturale: lamina di Ardesia naturale proveniente dall’India, ottenuta attraver-so l’uso di tecniche molto particolari ed esclusive. Componente supporto: la pietra è supportata dalla magnesite in lastre che è un inerte, perfettamente stabile, ignifugo, inattaccabile da muffe e funghi e resistente a tutti gli acidi di uso domestico. Posa in opera e stuccatura: si possono usare le normali colle ceramiche da mosaico, utilizzando la tecnica della doppia spalmatura. Per la stuccatura usare esclusivamente stucchi epossidici, avendo cura di rimuovere l’ecceden-za prima della completa essiccazione. La manutenzione e la pulizia vanno fatte utilizzando i normali prodotti per il marmo / pietre naturali reperibili sul mercato, evitando i prodotti abrasivi.

FASCIA ESSENZE MIX 5x30 cm / LIST. WOOD 5x40 cm

Componente legno: si tratta di tavole e travature in legno che vengano recuperate dalla demp-lizione di vecchi sottotetti, oppure da vecchie stalle, fienili, ricoveri attrezzi, ecc. E’ materiale che proviene dalle zone prealpine del Trentino Alto Adige di età stimata non inferiore ad un centinaio di anni. Componente ceramica: ogni pezzo è stato lavorato manualmente sia come finitura del supporto che come smaltatura. Per queste ragioni ogni pezzo può variare di tono e/o di finitura.

Componente supporto: il legno è stato supportato con la magnesite in lastre. Un materiale inerte, perfettamente stabile, ignifugo, inattaccabile da muffe e funghi e resistente a tutti gli acidi di uso domestico. Posa in opera: si possono usare le normali colle ceramiche da mosaico, reperibili sul mercato. Si raccomanda la tecnica della doppia spalmatura come in uso per la posa dei mosaici.

Stuccatura: si consiglia di proteggere la componente legno con del nastro carta in modo da preservare la struttura del legno scavata dal tempo e di rimuovere il nastro solo a stuccatura per-fettamente essiccata. Usare esclusivamente stucchi epossidici.
Manutenzione e pulizia: il legno è verniciato ad acqua e rifinito con cere naturali. Successivamente è trattato con una soluzione idrorepellente incolore. Per la pulizia e la manutenzione sono utilizzabili i normali prodotti per il legno reperibili sul mercato adatti alla finitura sopra descritta. Per la ceramica sono consigliati i normali prodotti in commercio, evitando quelli abrasivi.

PULIZIA E MANUTENZIONE

MANUTENZIONE ORDINARIA

Si consiglia l’utilizzo di un comune detergente neutro diluito in acqua calda. Evitare l’utilizzo di prodotti acidi, alcalini, ceranti e/o impregnanti.

Nella pulizia ordinaria occorre limitare al massimo l’uso di mezzi abrasivi (ad esempio: paglietta di metallo, spugnette di ferro o acciai). Questa operazione diventa un obbligo nel caso di piastrelle con superfici lucide, poiché evita gli effetti nocivi di scalfiture, graffi e sfiorature.

In caso di sporchi più intensi o di superfici particolarmente strutturate, usare un detergente a base alcalina risciacquando al termine del lavaggio.

Nella pratica quotidiana occorre considerare che certi tipi di sporco (polvere, sabbia) aumentano l’effetto abrasivo del traffico pedonale. Cercare quindi di prevenire la presenza di questa tipologia di sporco dall’esterno, predisponendo l’utilizzo di zerbino o stuoino all’ingresso.

RIMOZIONE DI PATINE LUCIDE

Nei normali detergenti in commercio sono a volte contenute cere o additivi lucidanti che, lavaggio dopo lavaggio, depositano sul pavimento patine lucide, causa di noiose alonature. Patine di questo tipo possono essere depositate anche da alcuni stucchi per le fughe. Semplici alimenti come Coca Cola, vino, acqua, etc., cadendo sul pavimento tolgono questa patina lucida e ripristinano l’aspetto originale più opaco delle piastrelle. In mezzo al pavimento più lucido, le zone senza cera appaiono come aloni opachi, in realtà sono le uniche parti pulite del pavimento.

In questi casi, dopo aver fatto un test preventivo, bisogna:

- Togliere la patina lucida da tutto il pavimento con un tipo di detergente a base acida.
- Utilizzare per le pulizie quotidiane, detergenti neutri che non contengano né cere né patine lucidanti.

MANUTENZIONE STRAORDINARIA

Nel caso di tracce di sporco resistente alla pulizia ordinaria si raccomanda l’utilizzo di un detergente adeguato in funzione del tipo di sporco e comunque, prima dell’uso, fare sempre test preventivi su una piastrella non posata. Nella tabella “PRODOTTI PER LA PULIZIA E LA MANUTENZIONE” sono indicati i detergenti efficaci in funzione del tipo di macchia.

PAVIMENTI E RIVESTIMENTI METALLIZZATI

Per la pulizia e manutenzione di piastrelle metallizzate si raccomanda di non usare assolutamente detergenti acidi o alcalini. Usare esclusivamente prodotti con PH neutro come ad esempio Fila Cleaner o Floor Cleaner di Faber. In ogni caso verificare sempre prima il prodotto su una porzione di materiale non posato ed evitare di lasciare il detergente sulle piastrelle per più di 10-15 min. Risciacquare sempre abbondantemente con acqua.

TRATTAMENTO PRODOTTI LAPPATI E LEVIGATI

Lappatura e levigatura sono lavorazioni che prevedono sempre l’asportazione di una parte superficiale dello smalto o del corpo stesso della piastrella. In tutti i pavimenti ceramici disponibili sul mercato, tale lavorazione, pur in presenza di materiali vetrosi o a bassissimo assorbimento, può comportare l’apertura di microporosità superficiali che a contatto con particolari tipi di sporco, possono risultare di difficile pulizia o presentare aloni difficilmente rimuovibili.

RACCOMANDAZIONI

Ricordiamo di non usare mai detergenti a base di acido fluoridrico (HF) o dei suoi composti, compresi acidi organici e specifici di tipo spray che spesso lo contengono. Il danno che si potrà provocare sarà irreparabile in quanto non esiste pavimento sul mercato resistente a tale acido.

AVVERTENZE

Le caratteristiche di pulizia dei materigi variano in modo significativo in funzione delle diverse modalità di installazione, condizioni d’uso, tipologie di superfici e ambiente. In linea generale all’aumentare delle caratteristiche di antiscivolosità delle piastrelle, aumentano le difficoltà di pulizia. L’operatore professionale incaricato dell’intervento di manutenzione e pulizia, dovrà sempre procedere ad una preliminare verifica empirica, possibilmente su una porzione di materiale non posato, per ogni singolo tipo di intervento.

In caso di condizioni d’uso particolarmente gravose, di errata installazione o di pulizie effettuate in modo inadeguato Abk declina ogni responsabilità in merito all’efficacia delle operazioni di pulizia e manutenzione. Resta inteso che Abk non potrà essere ritenuta responsabile per eventuali danni o difetti dovuti ad errata installazione, negligente pulizia e manutenzione o inadeguata scelta della tipologia dei materiali installati e degli adesivi utilizzati con riguardo alla destinazione.
Le indicazioni contenute in questo paragrafo sono puramente indicative. Per notizie più approfondite rimandiamo a documentazione specializzata disponibile su cataloghi e siti web delle principali ditte produttrici di prodotti specifici per la pulizia dei pavimenti.

CLEANING AFTER INSTALLATION

The cleaning after installation is of fundamental importance for all the subsequent steps and for a correct maintenance.

Post-installation cleaning using acid detergents with a padding action such as Fila Deterdek or Faber Cement Remover must be carried out only once and only if this would result in the added bonus of giving the surface a more uniform aspect.
Acid-cleaning will remove all residue associated with the installation and works in general, such as mortar, adhesive, paint and dirt. It is important to underline that 90% of complaints are due to a bad, or even inexistent cleaning after installation. In order to make sure that an acid detergent used for the cleaning does not compromise the filling of grout lines, it is necessary, before proceeding with cleaning, to wet the floors so that the grout lines are impregnated and protected from the corrosive action of the acid.

It is recommended to follow these steps:

First, remove any grease or similar substance from the floor using alkaline detergents

Proceed with the cleaning of the surface

Rinse the floors with an abundance of water

The cleaning must be carried out 4-5 days after grouting (the grout must season) and within a maximum of 10 days after grouting, as, beyond this period of time the cleaning can be difficult, carefully follow the manufacturer’s instructions for the use of detergents.

It is always recommended to carry out a test on a sample tile (not installed), in particular in case of honed or polished products.

LAYING AND CLEANING DECORS MADE BY NATURAL COMPONENTS

FASCIA ARDESIA BRONZO / ARDESIA GRIGIO 4x30 cm

Natural stone component: sheet of natural slate from India produced using exclusive techniques. Substrate: slabs of magnesite, a perfectly stable material that is fireproof and resistant to mould and fungi as well as all household acids. Installation and grouting: use normal ceramic mosaic adhesives and employ the back-buttering technique. Use exclusively epoxy grouts, being sure to remove any excess before it has dried completely.

For maintenance and cleaning, use normal commercially-available products designed for marble/ natural stone. Do not use abrasive products.

FASCIA ESSENZE MIX 5x30 cm / LIST. WOOD 5x40 cm

Wood component: wooden planks and beams recovered from demolished attics or from old stables, barns, tool sheds, etc. This material originates from the foothills of the Alps in Italy’s Trentino Alto Adige region and is estimated to be at least a hundred years old.

Ceramic component: each piece is hand finished and glazed and may consequently vary in terms of colour and/or finish.

Substrate: the wood is mounted on magnesite panels, a perfectly stable and fireproof material that is resistant to mould and fungi as well as all household acids.

Installation: use normal commercially-available ceramic mosaic adhesives. Use the back-buttering technique normally employed for installing mosaics.

Grouting: use paper tape to protect the wood component and preserve the wood’s timeworn texture. Do not remove the tape until the grout has dried completely. Use only epoxy grouts.

Maintenance and cleaning: the wood is coated with water-based varnish and finished with natural wax. It is then treated with a colourless water-repellent solution. For cleaning and maintenance,

use normal commercially-available products suited to the varnished and waxed finish. For the ceramic component, normal commercially-available products are recommended. Avoid using abrasive products.

CLEANING AND MAINTENANCE

DAILY MAINTENANCE

It is recommended to clean the floor using a neutral detergent diluted in hot water. Avoid the use of acid, alkaline, waxing and/or impregnating products.

During ordinary cleaning procedures, it is recommended to limit the use of abrasive means such as scouring pads, iron and/or steel sponges. Taking this precaution is a must on glossy tiles, as they are more easily scratched.

In case of intense dirt or textured surfaces, use an alkaline detergent, rinsing the floor with an abundance of water.

It is important to underline that certain types of dirt like dust or sand, increase the abrasive effect of foot traffic on the surface. The use of a door mat at the entrance can help prevent this.

REMOVAL OF FILMS ON THE FLOOR

The standard detergents available on the market sometimes contain waxes or polishing additives that, cleaning after cleaning, create a film on the floor and cause rims. This type of film can also develop when using certain types of grouts. Every-day stains on the floor, such as cola, wine, water, etc. remo-ve this film and reveal the original, more opaque aspect of the tiled surface. On a glossy floor, these areas with no wax appear as rims but, in actual fact, they are the only clean areas of the floor itself. In such cases, after having carried out a test, it is necessary to:

Remove the film from the floor using an acid detergent.

Use neutral detergents, which do not contain wax or polishing addiives for everyday cleaning.

EXTRAORDINARY MAINTENANCE

In case of stains that are resistant to standard cleaning operations, it is recommended to use a specific detergent depending on the type of dirt and, every single time before using such detergent, to carry out a test on a non-installed sample tile. The chart “REMOVE STAINS” indicates the recommended detergents that are effective for certain specific stains.

METALLISED FLOOR AND WALL COVERINGS

For the cleaning and maintenance of metallised tiles, it is recommended not to use acid or alkaline detergents. Use products with neutral PH such as Fila Cleaner or Faber Floor Cleaner. Every single time, test the product on a sample tile that has not been installed and do not leave the detergent on the tiles for more than 10-15 minutes. Always rinse the surface with an abundance of water.

TREATMENT OF HONED AND POLISHED TILES

Honing and polishing are manufacturing processes that always remove a superficial part of the glaze or of the body of the tile itself. All honed and/or polished ceramic tiles available on the market have a micro-porous structure that, even when using low absorption vitreous materials, are vulnerable to attack from certain types of dirt that can attack the micro-porous structure and make cleaning operations very difficult.

RECOMMENDATIONS

Never use hydrofluoric acid-based detergents or its derivatives, such as rust-preventing products or spray stain-removers that often contain hydrofluoric acid. The use of hydrofluoric acid will irreparably damage the surface, as no ceramic tile floor available on the market is resistant to this acid.

WARNING

The cleaning features of materials considerably vary depending on the installation pattern, the condi-tions of use and the type of surface. As a general rule, as the anti-slip value of ceramic tile increases, the cleaning operations become more difficult. The professional technician in charge of the cleaning and maintenance must always carry out a preliminary test on a sample tile that has not been installed before proceeding with any cleaning operation.

In case of special conditions of use, incorrect installation or inadequate cleaning, Ceramiche ABK will not be responsible for the effectiveness of cleaning and maintenance procedures. It is agreed that ABK will not be responsible for any damage or defects that are due to incorrect installation, cleaning and maintenance or due a wrong choice of materials and adhesives.

The above-stated instructions are merely indicative. For in-depth information, please consult the spe-cific documents that are available on the catalogues and website of the manufacturers of detergents for ceramic floors.

**PRODOTTI PER LA PULIZIA E LA MANUTENZIONE
CLEANING AND MAINTENANCE PRODUCTS**

TIPO DI MACCHIA TYPE OF STAIN		DETERGENTE CONSIGLIATO DETERGENT	
MACCHIE INORGANICHE INORGANIC STAINS	CALCARE LIME	ACIDA ACID	DETERDEK PRO (FILA) - CEMENT REMOVER (FABER)
	CEMENTO - SALNITRO CEMENT - SALT PETRE		DETERDEK PRO (FILA) - CEMENT REMOVER (FABER)
	DEPOSITI CALCAREI DEPOSITS OF LIME		VIAKAL
	RUGGINE RUST		DETERDEK PRO (FILA) - CEMENT REMOVER (FABER)
	SEGNI METALLICI METALLIC MARKS		DETERDEK PRO (FILA)
MACCHIE ORGANICHE ORGANIC STAINS	BIRRA BEER	ALCALINA ALKALINE	PS/87 PRO (FILA) - WAX REMOVER (FABER)
	CAFFÈ COFFEE		PS/87 PRO (FILA) - SR/95 (FILA) - WAX REMOVER (FABER)
	COLA COCA COLA		PS/87 PRO (FILA) - SR/95 (FILA) - WAX REMOVER (FABER)
	MACCHIE VEGETALI VEGETABLE FAT		WAX REMOVER (FABER)
	OLIO E GRASSO OIL AND GREASE		PS/87 PRO (FILA) - WAX REMOVER (FABER)
	PNEUMATICI TIRES		PS/87 PRO (FILA) - POLISHING CREAM (FABER)
	TINTURA PER CAPELLI HAIR DYE		PS/87 PRO (FILA) - SR/95 (FILA) - COLOURED STAIN REMOVER (FABER)
	VINO WINE		PS/87 PRO (FILA) - SR/95 (FILA) - OXIDANT (FABER)
MACCHIE SINTETICHE SYNTHETIC STAINS	VERNICE PAINT	SOLVENTE DISSOLVENT	PS/87 PRO (FILA) - NOPAINTSTAR (FILA)
	BITUME BITUMEN		FILASOLV (FILA) - WAX REMOVER (FABER)
	CERA DI CANDELA CANDLE WAX		FILASOLV (FILA) - WAX REMOVER (FABER)
	INCHIOSTRO INK		PS/87 PRO (FILA) - SR/95 (FILA) - COLOURED STAIN REMOVER (FABER)
	PENNARELLO FELT TIP PEN		PS/87 PRO (FILA) - SR/95 (FILA) - COLOURED STAIN REMOVER (FABER)
	RESIDUI DI SCOTCH REST OF STICKY TAPE		FILASOLV (FILA) - PS/87 PRO (FILA) - SOLVENT STRIPPER (FABER)
ALONATURE RESIDUE RESIDUAL MARKS	SPORCO DELLE FUGHE TILE JOINT STAINS	DETERGENTE DETERGENT	FUGANET (FILA)
	ALONATURE VENTOSE STAINS FROM SUCTION CUPS		PS/87 PRO (FILA)
	CERA PROTETTIVA PROTECTIVE WAX		PS/87 PRO (FILA)

Attenzione: i prodotti a base acida possono corrodere marmo, granito, pietre naturali e metalli, pertanto evitarne l'uso nel caso di decori o inserti realizzati con questi materiali.
Important: Acid products may corrode marble, granite, natural stone and metal. Avoid using in the presence of decoration or inserts in these materials.

PER L'USO ATTENERSI SCRUPOLOSAMENTE ALLE INDICAZIONI RIPORTATE SULL'ETICHETTA.
FOR THE CORRECT USE PLEASE FOLLOW THE INSTRUCTION MENTIONED ON THE LABEL.

CARATTERISTICHE TECNICHE

LE NORME ISO
QUESTE NORME, ELABORATE DALL'ISO TC 189, SOSTITUISCONO IN ITALIA, E NEI PAESI CHE LE HANNO RICONOSCIUTE, QUELLE PRECEDENTEMENTE ESISTENTI (EN).

TECHNICAL CHARACTERISTICS

THE ISO STANDARDS
THESE STANDARDS, DRAWN UP BY THE ISO TC189, REPLACE THE PREVIOUS (EN) STANDARDS IN ITALY AND IN THE OTHER COUNTRIES THEY ARE RECOGNIZED.

ALLEGATO ANNEX	GRUPPO GROUP	ASSORBIMENTO D'ACQUA (E) WATER ABSORPTION (E)
G	Bla	$E \leq 0,5\%$
H	Blb	$0,5\% < E \leq 3\%$
I	Blla	$3\% < E \leq 6\%$
J	Bllb	$6\% < E \leq 10\%$
K	Blll	$E > 10\%$

GRES PORCELLANATO / PORCELAIN TILES

CLASSIFICAZIONE SECONDO NORME UNI EN 14411 (ISO 13006) ALLEGATO G-Gruppo Bla
CLASSIFICATION IN ACCORDANCE WITH UNI EN 14411 (ISO 13006) ANNEX G-Group Bla

PROPRIETÀ FISICO-CHIMICHE PHYSICAL-CHEMICAL PROPERTIES	NORMA NORM	VALORE PRESCRITTO DALLE NORME VALUE PRESCRIBED FROM THE NORMS	VALORE ABK VALUE ABK
LUNGHEZZA E LARGHEZZA DIMENSIONE MEDIA DI OGNI PIASTRELLA LENGTH AND WIDTH OF THE AVERAGE-SIZES TILE	UNI EN ISO 10545/2	$\pm 0,5\%$	CONFORME ACCORDING
SPESSORE THICKNESS	UNI EN ISO 10545/2	$\pm 5\%$	CONFORME ACCORDING
RETTILINEARITÀ SPIGOLI WARPAGES OF EDGES	UNI EN ISO 10545/2	$\pm 0,5\%$	CONFORME ACCORDING
ORTOGONALITÀ WEDGING	UNI EN ISO 10545/2	$\pm 0,6\%$	CONFORME ACCORDING
PLANARITÀ FLATNESS	UNI EN ISO 10545/2	$\pm 0,5\%$	CONFORME ACCORDING
ASSORBIMENTO D'ACQUA WATER ABSORPTION	UNI EN ISO 10545/3	$E \leq 0,5\%$	CONFORME ACCORDING
RESISTENZA ALLA FLESSIONE BENDING STRENGTH	UNI EN ISO 10545/4	$\geq 35 \text{ N/mm}^2$	CONFORME ACCORDING
FORZA DI ROTTURA BREAKING STRENGTH	UNI EN ISO 10545/4	$\geq 1300 \text{ N}$	CONFORME ACCORDING
RESISTENZA ALL'ABRASIONE PROFONDA DELLE PIASTRELLE NON SMALTATE RESISTANCE TO DEEP ABRASION OF UNGLAZED TILES	UNI EN ISO 10545/6	$< 175 \text{ mm}^3$	VEDI COLLEZIONE SEE COLLECTION
RESISTENZA ALL'ABRASIONE SUPERFICIALE PER PIASTRELLE SMALTATE ABRASION RESISTANCE FOR GLAZED TILES	UNI EN ISO 10545/7	IN FUNZIONE DELLA DESTINAZIONE D'USO ACCORDING TO THE DESTINATION OF FINAL USE	VEDI COLLEZIONE SEE COLLECTION
RESISTENZA AGLI SBALZI TERMICI THERMAL SHOCK RESISTANCE	UNI EN ISO 10545/9	RICHIESTA REQUIRED	RESISTE RESISTS
RESISTENZA AL GELO FROST RESISTANCE	UNI EN ISO 10545/12	RICHIESTA REQUIRED	INGELIVO FROST PROOF
RESISTENZA ALL'ATTACCO CHIMICO CHEMICAL RESISTANCE	UNI EN ISO 10545/13	-	RESISTE RESISTS
RESISTENZA ALLE MACCHIE RESISTANCE TO STAINING	UNI EN ISO 10545/14	GL \geq MINIMO CLASSE 3	RESISTE RESISTS
RESISTENZA ALLO SCIVOLAMENTO SLIP RESISTANCE	B.C.R.A. C.A.	μ 0,19 SCIVOLOSITÀ PERICOLOSA - DANGEROUSLY SLIPPERY $0,20 < \mu < 0,39$ SCIVOLOSITÀ ECCESSIVA - EXCESSIVELY SLIPPERY $0,40 < \mu < 0,74$ ATTRITO SODDISFACENTE - SATISFACTORY GRIP μ 0,75 ATTRITO ECCELLENTE - EXCELLENT GRIP	VEDI COLLEZIONE SEE COLLECTION
	B.C.R.A. G.B.		
	ASTM C 1028 (S.C.O.F.)	SLIP RESISTANT ($> 0,60$)	VEDI COLLEZIONE SEE COLLECTION
	DIN 51130	IN FUNZIONE DELL'AMBIENTE O DELLA ZONA DI LAVORO BASING ON THE ENVIRONMENT OR THE WORKING AREA	VEDI COLLEZIONE SEE COLLECTION
	DIN 51097	-	VEDI COLLEZIONE SEE COLLECTION
	ANSI A 137-1:2012	$> 0,42$	VEDI COLLEZIONE SEE COLLECTION
	AS/NZS 4586 :2013	SRV : 35 - 44 SRV : 45 - 54	VEDI COLLEZIONE SEE COLLECTION

VARIAZIONE CROMATICA SHADE VARIATION	VEDI COLLEZIONE SEE COLLECTION	aspetto uniforme uniform appearance V1	lieve variazione slight variation V2	moderata variazione moderate variation V3	forte variazione substantial variation V4
---	-----------------------------------	--	--	---	---

CARATTERISTICHE TECNICHE TECHNICAL CHARACTERISTICS

PASTA BIANCA DA RIVESTIMENTO / WHITE BODY WALL TILES

PROPRIETÀ FISICO - CHIMICHE PHYSICAL - CHEMICAL PROPERTIES	NORMA NORM	VALORE PRESCRITTO DALLE NORME VALUE PRESCRIBED FROM THE NORMS	PASTA BIANCA DA RIVESTIMENTO WHITE BODY WALL TILES VALORE PRESCRITTO DALLE NORME VALUE PRESCRIBED FROM THE NORMS CLASSIFICAZIONE SECONDO NORME EN 14411 (ISO 13006) - Gruppo BIII CLASSIFICATION IN ACCORDANCE WITH EN 14411 (ISO 13006) - Group BIII
LUNGHE LARGH. DIMENSIONE MEDIA DI OGNI PIASTRELLA LENGTH AND WIDTH OF THE AVERAGE-SIZES TILES	UNI EN ISO 10545/2	l ≤ 12 cm: ± 0,5% l > 12 cm: ± 0,3%	CONFORME ACCORDING
SPESSORE THICKNESS	UNI EN ISO 10545/2	± 10%	CONFORME ACCORDING
RETTILINEARITÀ SPIGOLI WARPAGES OF EDGES	UNI EN ISO 10545/2	± 0,3%	CONFORME ACCORDING
ORTOGONALITÀ WEDGING	UNI EN ISO 10545/2	± 0,5%	CONFORME ACCORDING
PLANARITÀ FLATNESS	UNI EN ISO 10545/2	+ 0,5% - 0,3%	CONFORME ACCORDING
ASSORBIMENTO D'ACQUA WATER ABSORPTION	UNI EN ISO 10545/3	> 10%	CONFORME ACCORDING
RESISTENZA ALLA FLESSIONE BENDING STRENGTH	UNI EN ISO 10545/4	per spessore ≥ 7,5 mm >15 N/mm ² per spessore < 7,5 mm >12 N/mm ²	CONFORME ACCORDING
FORZA DI ROTTURA BREAKING STRENGTH	UNI EN ISO 10545/4	-	-
RESISTENZA AGLI SBALZI TERMICI THERMAL SHOCK RESISTANCE	UNI EN ISO 10545/9	RICHIESTA REQUIRED	RESISTE RESISTS
RESISTENZA AL GELO FROST RESISTANCE	UNI EN ISO 10545/12	RICHIESTA REQUIRED	-
RESISTENZA ALLE MACCHIE RESISTANCE TO STAINING	UNI EN ISO 10545/14	CLASSE 3 MINIMO CLASS 3 MINIMUM	CLASSE 4 MIN CLASS 4 MIN
DILATAZIONE DELL'UMIDITÀ MOISTURE EXPANSION	UNI EN ISO 10545-10	-	-

ECOSOSTENIBILITÀ ECO-SUSTAINABILITY

Un ambiente ABK, oltre a distinguersi per il design, è sinonimo di qualità Made in Italy, ottenuta seguendo standard di sostenibilità sempre più evoluti.

L'80% dei materiali contenuti in questo catalogo viene prodotto con impasto ECO-BODY, contenente un 40% minimo di materie prime di qualità, recuperate da lavorazioni esterne ed interne; il valore di questa operazione è certificato da Bureau Veritas, che accredita i prodotti ECO-BODY anche all'interno del sistema internazionale LEED.

ABK promuove l'edilizia sostenibile, per questo è socio di Green Building Council Italia, l'associazione italiana dei leader che operano per trasformare il mercato dell'edilizia verso la sostenibilità ambientale. I soci GBC Italia promuovono la responsabilità ambientale, economica e sociale con contributi concreti all'innovazione, nel modo in cui gli edifici sono progettati, realizzati e utilizzati.

An ABK setting stands out as the standard-bearer of the Made in Italy design by pursuing continuously evolving sustainability standards.

Almost 80% of the materials illustrated in this catalogue is produced using the ceramic mixture ECO-BODY, which contains a minimum of 40% high-quality recycled material recovered from external and internal industrial processes. The sustainability performance in these operations is officially certified by Bureau Veritas, that also validates ECO-BODY products to the standards of the LEED international rating system.

With a view to promoting sustainable building, ABK has become a member of Green Building Council Italia, the Italian association of top leaders with an aim to implementing more sustainable practices in the building industry. The members of GBC Italia promote environmental, economical and social responsibility, while contributing in a concrete way to innovation in terms of building design, realization and utilization.



GUIDA ALLA CONSULTAZIONE CONSULTATION GUIDE



60x120 2
INTERNO 9 RUST

I9R34300 rett. F 68,90
I9L34300 lapp rett. F 81,90

CODICE ARTICOLO Article code
CATEGORIA PREZZO:
F= prezzo espresso in Euro da calcolarsi al mq
PZ= prezzo espresso in Euro da calcolarsi al pezzo

NOME ARTICOLO Article name
FORMATO Size
PRICING CATEGORIES:
F= price in euro per square meter
PZ= price in euro per unit
PEZZI PER SCATOLA Pieces per box



RESISTENZA ALLO SCIVOLAMENTO
Skid resistance | Résistance à la glissance
Rutschfestigkeitskoeffizient
Resistencia al deslizamiento
КОЭФФИЦИЕНТ СОПРОТИВЛЕНИЯ СКОЛЖЕНИЮ



VARIAZIONE CROMATICA
Colour shade variation | Variation de nuances
Farbabweichung | Variación cromática
ИЗМЕНЕНИЕ ЦВЕТА



V1 ASPETTO UNIFORME
V1 uniform appearance | V1 aspect uniforme
V1 einheitliche Optik | V1 aspecto uniforme
V1 ОДНОРОДНЫЙ ВИД



V2 LIEVE VARIAZIONE
V2 minimal variation | V2 légère variation
V2 leichte farbabweichung | V2 variación ligera
V2 ЛЕГКОЕ ИЗМЕНЕНИЕ



V3 MODERATA VARIAZIONE
V3 moderate variation | V3 variation modérée
V3 mässige farbabweichung | V3 variación moderada
V3 УМЕРЕННОЕ ИЗМЕНЕНИЕ



V4 FORTE VARIAZIONE
V4 substantial variation | V4 effet dénuancé très accentué
V4 starke farbabweichung | V4 variación evidente
V4 СИЛЬНОЕ ИЗМЕНЕНИЕ

CONDIZIONI GENERALI DI VENDITA

1) APPROVAZIONE Gli ordini pervenuti sono per noi impegnativi solo dopo la nostra conferma scritta.

2) CONSEGNA La consegna del materiale s'intende avvenuta a carico effettuato presso i nostri magazzini. Tutti i rischi di trasporto, compresi ammanchi, rotture, deterioramenti e manomissioni sono a carico del Committente anche se il prezzo pattuito è franco di porto, FOB o C&F. Gli accordi con spedizionieri s'intendono sempre conclusi in nome e per conto del Committente che fin d'ora ratifica ed accetta l'operato.

3) TERMINI DI CONSEGNA I termini di consegna hanno carattere indicativo, eventuali ritardi nelle consegne, interruzioni, sospensioni totali o parziali delle forniture non daranno diritto ad indennizzi o risarcimento danni.

4) CONTESTAZIONI La garanzia della merce è limitata al solo, ed esclusivamente, materiale di prima scelta, con una tolleranza del 5% circa. Le differenze di tonalità non potranno essere denunciate come vizio del materiale. Eventuali reclami in merito alla qualità, tipo del materiale, dovranno pervenirci entro 8 giorni dalla data di consegna. Il compratore s'impegna a tenere a disposizione le partite contestate così da consentire il controllo dei difetti denunciati, in ogni caso la posa in opera ci esonera da qualsiasi responsabilità. Eventuali vizi o difetti di qualità della merce, ove siano denunciati nei termini di legge ed accertati o riconosciuti, danno diritto solamente alla sostituzione dei materiali difettosi, a condizione della preventiva restituzione delle merci contestate, e, su autorizzazione scritta dell'operazione di resa, restando tassativamente esclusi la risoluzione del contratto e qualsiasi risarcimento danni.

5) DIMENSIONI E TONALITA' I nostri materiali sono da classificarsi fra i prodotti cotti ad alta temperatura e come tali possono presentare differenze tra le dimensioni dichiarate e quelle effettivamente consegnate. Così si dica per le differenze di tono all'interno della medesima partita. Quanto sopra perciò non potrà essere oggetto di reclamo da parte del committente.

6) IMBALLO E QUANTITA' Il buono stato degli imballi e della loro confezione nonché della quantità consegnata resta accertato con l'accettazione della merce da parte del vettore. Questi, firmando la Bolla di Accompagnamento, si rende responsabile del buono stato del materiale e del quantitativo. Il compratore nel caso si verificano rotture ed ammanchi dovrà chiedere eventuali danni o risarcimenti al vettore.

7) RESI Per nessuna ragione l'acquirente potrà restituire il materiale senza nostra espressa preventiva autorizzazione scritta e tutte le spese sono a carico del Committente.

8) ANNULLI Non verranno accettati annullamenti di ordini se il materiale è già stato prodotto o se è già stata avviata la lavorazione e molto più se è già stata effettuata la spedizione. L'annullamento dell'ordine comporterà in ogni caso l'obbligo da parte del Committente di pagare l'intera fornitura. Nel caso che sia fattibile l'accettazione dell'annullamento il Cliente sarà tassativamente tenuto a rifondere tutte le spese sostenute dal produttore fino a quel momento.

9) PREZZI I prezzi riportati sui nostri listini non sono per noi impegnativi. Ci riserviamo il diritto di modificarli prima dell'accettazione dell'ordine.

10) PAGAMENTI I pagamenti devono essere effettuati solo presso la nostra sede. Il ritardo di 10 giorni di ogni pagamento dovuto, o la mancata copertura nel termine stesso di un titolo di credito, girato o ceduto o emesso dal committente, costituisce grado di insolvenza. In tal caso sarà nostra facoltà sospendere le forniture ed annullare ogni rapporto in corso; immediatamente esigere l'integrale pagamento di ogni rapporto in corso; esigere l'integrale pagamento di ogni nostro credito ed agire giudizialmente al riguardo, in via esecutiva o cautelare nonché per il risarcimento danni; in ogni caso, trascorsi 10 giorni da ogni pagamento dovuto, siamo autorizzati a emettere tratta a vista con spese senza preavviso. Inoltre decorreranno sul debito scaduto gli interessi moratori annui calcolati nella misura del tasso "prime rate" corrente maggiorato di 5 punti percentuali.

11) UNITÀ MINIMA DI VENDITA Non si effettuano vendite inferiori alla scatola.

12) RISERVATO DOMINIO Il materiale anche se spedito e regolarmente fatturato resta di nostra proprietà fino al pagamento totale della fornitura medesima anche in caso di passaggio o vendita terzi.

13) FORO COMPETENTE Per qualsiasi controversia sarà esclusivamente competente il foro di Modena.

SERVIZI DI LOGISTICA

ANNULLAMENTO ORDINI per l'annullamento autorizzato di ordini di materiali già consegnati al nostro deposito e per resi autorizzati, verrà addebitato il 15% del valore imponibile, con fisso minimo di 20 €, per contributo spese di trasporto e rielezione.

ORDINI MINIMI per ordinativi limitati che sono a "completamento" od "evasioni singole" il cui valore imponibile è inferiore a 100 €, verrà applicata una maggiorazione di 20 € netta fissa.

SPALLETTIZZATO per ordini di metratura inferiore al pallet completo, verrà applicata una maggiorazione.

CONSEGNE URGENTI per preparazione di ordini entro le 24 ore, con un limite massimo di 2 articoli totali, verrà addebitata una maggiorazione di 30 € netta fissa.

IMBALLAGGI

ADDEBITO

Gli imballaggi speciali delle collezioni Wide saranno addebitati al costo visibile nella tabella riepilogativa.

RESO gli stessi potranno essere resi e riaccreditati a condizione che vengano restituiti in buono stato.

GENERAL SALES TERMS AND CONDITIONS

1) APPROVAL All orders that we receive are considered to be binding only after our written confirmation has been issued.

2) DELIVERY The materials are intended as delivered upon loading at our warehouses. All transport risks, including missing pieces, breakage, deterioration and tampering are the sole responsibility of the Client, even if the price agreed upon is carriage free, FOB, or C&F. Agreements with forwarding agents are intended as concluded in the name of and on behalf of the Client, who hereby confirms and accepts their terms and conditions.

3) TERMS OF DELIVERY The terms of delivery are indicative, eventual delays in the delivery, interruptions, or total or partial suspensions of the supply do not allow any right to indemnification or compensation for damages.

4) DISPUTES The guarantee of the goods is limited only and exclusively to first rate materials, with a tolerance of approximately 5%. The difference in shades of colour cannot be declared as a material defect. Eventual complaints regarding the quality or the type of material must be submitted within 8 days from the date of delivery. The purchaser agrees to make available the disputed lots in order that the declared defects may be controlled. In any case, the installation exonerates the manufacturer from any liability. Eventual manufacturing defects or quality defects in the goods, where declared according to law and ascertained or recognized, give right only to the replacement of the defective materials, provided that the goods have been returned previously and the written authorization of the return operation has been issued, the resolution of the contract as well as any compensation for damages is peremptorily waived and excluded.

5) DIMENSIONS AND TONALITY Our materials are classified as products fired at high temperatures and as such may present discrepancies between the dimensions declared and those actually delivered. The same applies for differences in colours within the same production lot. Therefore, the client may not present a dispute regarding abovementioned product characteristic.

6) PACKAGING AND QUANTITY The good condition of the packaging and cartons as well as the quantity delivered are verified upon acceptance of the goods by the forwarding agent. The forwarding agent declares himself responsible for the condition and quality of the goods upon signing the packing list. In case of missing pieces of breakage, the purchaser must ask for eventual damages or compensation from the forwarding agent.

7) RETURNS For no reason will purchaser be able to return the material without our express prior written authorization and all the costs of the return will be assumed by the Client.

8) CANCELLATIONS Order cancellations will not accepted if the material has already been produced or if the production has already begun, and more so if the materials have already been shipped. In any case, the Client is obliged to pay the entire sum of the supply if the order is cancelled. If the acceptance of the cancellation is feasible, the Client will be peremptorily obliged to reimburse all the expenses sustained by the producer up to that moment.

9) PRICES The prices on our price list are not binding. We reserve the right to modify prices before accepting an order.

10) PAYMENT Payments must be made only in our main office. Delays of more than 10 days for each payment due or insufficient funds during the same term of a check, whether endorsed or transferred, or issued by the customer, constitutes bad debt. In this case, we reserve the right to suspend supply and annual all ongoing relations, immediately require total payment of all ongoing relations; require total payment of each credit and to make legal recourse, whether executive or precautionary, as well as request compensation for damages. In any case, after 10 days any payment due, we are authorized to issue an on-sight draft with expenses without notice. Furthermore, annual penalty interest will accumulate on the expired debt to be calculated according to the current "Prime rate" plus five (%) percentage points.

11) MINIMUM PACKAGING REQUIREMENTS Sales of less than one box will not be allowed.

12) SELLER'S LIEN The material, even is shipped and regularly invoiced, remains our property until payment in full of the invoice itself, even in case of passage or sale to third parties.

13) PLACE OF JURISDICTION For any eventual dispute, the only place of jurisdiction will be the Modena Tribunal.

GENERAL NOTE

CANCELLATION OF ORDERS for the authorized cancellation of orders for materials already delivered to our warehouse and for authorized returns of the goods, 15% of the taxable value will be charged, with a minimum fixed contribution of € 20 towards transport and reselection costs.

MINIMUM ORDERS for limited orders to complete a previous order or for single deliveries, with a taxable value of less than € 100, there is a fixed net surcharge of € 20.

ORDERS FOR LESS THAN 1 PALLET for orders of less than 1 complete pallet, will be charged a fixed amount.

URGENT DELIVERIES for orders to be prepared within 24 hours, with a maximum quantity of 2 articles, there is a fixed net surcharge of € 30.

PACKAGING

CHARGES

Special packaging for wide collections will be charged according to the schedule.

RETURNS

The packaging may be returned in its original condition for credit against future orders.

CONDITIONS GÉNÉRALES DE VENTE

1) ACCEPTATION Les commandes parvenues ne seront valables de manière définitive qu'après confirmation écrite de notre part.

2) LIVRAISON La livraison du matériel est à considérer effectuée au moment du chargement dans nos entrepôts. Tous les risques de transport, tels que les manques, les casses ,détériorations ou endommagements sont à la charge de l'Acheteur, même lorsque le prix convenu est franco , FOB ou C&F. Les accords conclus avec les transporteurs sont à considérer toujours au nom et pour compte de l'Acheteur, qui confirme et accepte le conditions au préalable.

3) DÉLAIS DE LIVRAISON Les délais de livraison ont un caractère indicatif; les éventuels retards de livraisons, interruptions, suspensions totales ou partielles des fournitures ne donneront droit à aucun dédommagement ou remboursement et intérêts.

4) RECLAMATIONS La garantie de la marchandise se limite seulement et exclusivement au matériel de premier choix, avec une marge de tolérance de 5% environ. Les différences de nuances ne pourront être dénoncées comme vice du matériel. Les éventuelles réclamations relatives à la qualité, au type de matériel, devront nous parvenir dans les 8 jours à partir du jour de livraison. L'Acheteur s'engage à mettre à disposition les parties contestées de manière à permettre le contrôle des défauts déclarés, sachant que la pose nous libère quoiqu'il en soit de toute responsabilité. Les éventuels vices ou défauts de qualité de la marchandise, si déclarés en vertu des termes de loi et confirmés ou reconnus, ne donnent droit qu'à la substitution des matériaux défectueux, à condition que les marchandises contestées ne soient rendues préalablement et, sur autorisation écrite de l'opération de restitution, en renonçant et en excluant ainsi de manière formelle la résolution du contrat tout comme les éventuels dommages et intérêts.

5) DIMENSIONS ET NUANCES Nos matériels se classent parmi les produits cuits à haute températures et peuvent présenter en tant que tels des différences entre les dimensions déclarées et celles effectivement livrées.

C'est ainsi que sont considérées les différences de nuances à l'intérieur d'un même lot. C'est pourquoi, en vertu des conditions présentées précédemment, ceci ne pourra faire l'objet d'aucune réclamation de la part de l'Acheteur.

6) EMBALLAGE ET QUANTITES Le bon état des emballages, ainsi que de la quantité livrée est confirmé après acceptation de la marchandise de la part du transporteur. Ce dernier, en signant le Bon de Livraison, se tient responsable du bon état du matériel et de la quantité. En cas de casses ou manques, l'acheteur devra demander des éventuels dommages et intérêts ou dédommagements au transporteur.

7) RESTITUTIONS En aucun cas l'Acheteur ne pourra rendre la matériel sans préalablement recevoir une autorisation écrite de notre part et tous les frais sont à la charge de l'Acheteur.

8) ANNULLATIONS Aucune annulation de commandes ne sera acceptée si le matériel a déjà été produit ou si la phase de production a déjà été commencé, ni même si la livraison a déjà été effectuée.

L'annulation de la commande comportera dans tous les cas l'obligation de la part de l'Acheteur de payer la totalité de la marchandise. Au cas où l'acceptation de l'annulation est faisable, le Client sera formellement tenu à recouvrir tous les frais engendrés par le producteur jusqu'alors.

9) PRIX Les prix reportés sur nos catalogues ne sont pas définitifs. Nous nous réservons le droit de les modifier avant l'acceptation de la commande.

10) PAIEMENTS Les paiements ne doivent être effectués qu'après de notre siège. Le retard de plus de 10 jours de tout paiement dû ou la non couverture dans le même délai d'un titre de crédit, transféré ou cédé, ou bien émis par l'Acheteur, constitue un niveau d'insolvabilité. Dans ce cas, il est en notre pouvoir de suspendre les livraisons et annuler tout rapport en cours; d'exiger le paiement intégral et immédiat de nos crédits; d'exiger le paiement intégral de tout en notre faveur et d'agir judiciairement à cet égard, de manière

exécutive ou préventive ainsi que pour les dommages et intérêts. Dans tous les cas, aussitôt qu'un paiement du dépasse le délai des 10 jours, nous sommes autorisés à émettre une traite à vue avec frais sans préavis. En outre, les intérêts moratoires annuels calculés en fonction du taux "premiers versements" courant majoré à 5 points pourcents, prendrant effet sur le débit dépassé.

11) MINIMUM UNITE DE VENTE Aucune vente inférieure à la boîte ne peut être effectuée.

12) DOMAINE RÉSERVÉ Le matériel, même si livré et régulièrement facturé reste notre propriété jusqu'au paiement total de ladite marchandise, même en cas de passage ou vente à un tiers.

13) TRIBUNAL COMPETENT Le Tribunal de Modena sera compétent de manière exclusive en cas de litige.

SERVICES LOGISTIQUES

ANNULATION D'UNE COMMANDE pour annuler une commande de matériaux déjà livrés à notre dépôt, et pour une restitution autorisée, une somme équivalente à 15 % de la valeur imposable vous sera débitée, avec un montant fixe minimum de 20 €, en tant que participation aux frais de transport et de resélection.

COMMANDES MINIMUM pour les commandes visant à "compléter" ou constituant des "expéditions individuelles" dont la valeur imposable est inférieure à 100 €, un supplément de 20 € net et fixe sera appliqué.

CONTREMARQUE pour toute commande inférieure à la palette, un montant fixe sera ajouté au prix d'achat.

LIVRAISONS URGENTES pour la préparation de commandes à livrer dans les 24 heures, avec une limite maximum de 2 articles en tout, un supplément de 30 € net et fixe sera appliqué.

EMBALLAGES

COÛT

Les emballages spéciaux des collections Wide seront facturés au coût indiqué dans le tableau résumé.

RETOUR

Ils pourront être retournés et faire l'objet d'un remboursement à condition qu'ils soient en bon état.

ALLGEMEINE VERKAUFSBEDINGUNGEN

1) BESTÄTIGUNG Eingegangene Bestellungen sind für uns nur verbindlich, wenn sie schriftlich durch uns bestätigt wurden.

2) LIEFERUNG Die Lieferung des Materials ist für uns mit dessen Beladung bei unserem Lager abgeschlossen. Alle durch den Transport bedingten Risiken, einschließlich Fehlmengen, Bruch, Beschädigung und sonstige Beeinträchtigungen gehen zu Lasten des Auftraggebers, auch wenn der vereinbarte Preis frachtfrei. FOB oder C&F ist. Die Vereinbarungen mit den Speditionsunternehmen werden im Namen und auf Rechnung des Auftraggebers getroffen, der die Entlastung bestätigt und erteilt.

3) LIEFERFRISTEN Die Lieferfristen sind ungefähre Angaben; im Falle einer Verzögerung, Unterbrechung bzw. teilweiser oder kompletter Aussetzung der Lieferungen besteht kein Recht auf Entschädigung oder Schadenersatz.

4) BEANSTANDUNGEN Die Garantie auf die Ware bezieht sich ausschließlich auf Material erster Wahl, bei einer Toleranz von ca. 5%. Unterschiede bei Farbtönen können nicht als Materialfehler geltend gemacht werden. Eventuelle Beanstandungen in Bezug auf die Qualität und Materialart müssen innerhalb von 8 Tagen ab dem Lieferdatum bei uns eingehen. Der Käufer verpflichtet sich, die beanstandeten Warenpartien für die Überprüfung der angezeigten Mängel zur Verfügung zu halten. Die Verlegung des Materials befreit uns in jedem Fall von jeglicher Haftung. Eventuelle Fehler oder Qualitätsmängel der Ware, sofern diese innerhalb der gesetzlich vorgeschriebenen Fristen gemeldet, überprüft und anerkannt wurden, beinhalten lediglich das Recht auf einen Umtausch der fehlerhaften Materialien, unter der Bedingung, dass die beanstandete Ware vorher, nach schriftlicher Genehmigung der Warenrückgabe, zurückgeschickt wurde und unter Verzicht und Ausschluss des Anspruchs auf eine Vertragsauflösung oder jegliche Art von Schadenersatz.

5) ABMESSUNGEN UND FARBTÖNE Unsere Materialien sind als Produkte klassifiziert, die bei hohen Temperaturen gebrant werden, weshalb es sein kann, dass die tatsächlichen Abmessungen von den genannten Abmessungen abweichen. Das gleiche gilt für Farbunterschiede innerhalb desselben Warenpostens. Diese Umstände geben dem Auftraggeber kein Recht zu Beanstandungen.

6) VERPACKUNG UND MENGE Mit Annahme der Ware durch das Beförderungsunternehmen gelten der gute Zustand der Verpackungen sowie die übergebene Warenmenge als bestätigt. Das Transportunternehmen übernimmt mit Unterzeichnung des Versandscheins die Verantwortung für den guten Zustand und die Menge des Materials. Der Käufer muss sich im Fall von Brüchen oder Fehlware für eventuelle Schäden oder Entschädigungen als das Beförderungsunternehmen wenden.

7) WARENRÜCKGABE Der Käufer kann die Ware in keinem Fall ohne unsere ausdrückliche schriftliche Genehmigung zurückgeben; alle entstehenden Kosten werden vom Auftraggeber übernommen.

8) STORNIERUNGEN Auftragstornierungen werden nicht akzeptiert, wenn das Material bereits hergestellt wurde, die Produktion angelaufen ist oder die Ware gar bereits verschickt wurde. Bei der Stornierung einer Bestellung ist der Auftraggeber in jedem Fall verpflichtet, die gesamte Lieferung zu bezahlen. Falls die Stornierung akzeptiert wird, ist der Kunde verpflichtet, alle Kosten zu übernehmen, die dem Hersteller bis zu diesem Zeitpunkt entstanden sind.

9) PREISE - Die in unserer Preisliste angegebenen Preise sind für uns nicht verbindlich. Wir behalten uns das Recht vor, diese vor der Bestellsannahme zu ändern.

10) ZAHLUNG - Die Zahlungen können nur direkt an uns erfolgen. Eine Verspätung von mehr als 10 Tagen jeder geschuldeten Zahlung bzw. die fehlende Deckung eines girierten, abgetretenen oder vom Auftraggeber ausgestellten Kreditpapiers innerhalb desselben Zeitraums wird als Zahlunsunfähigkeit gewertet. In diesem Fall haben wir das Recht, die Lieferungen auszusetzen und jedes bestehende Geschäftsverhältnis abzubrechen; unverzüglich die vollständige Zahlung aller unserer Forderungen im Rahmen eines Vollstreckungs- oder Sicherstellungsverfahrens rechtlich zu beanspruchen, ebenso wie eine Entschädigung; in jedem Fall sind wir 10 Tage nach Ablauf der Zahlungsfrist berechtigt, ohne Vorankündigung eine Sichttratte zuzüglich der entsprechenden Kosten auszustellen. Außerdem werden auf den geschuldeten Betrag die jährlichen Verzugszinsen in Höhe des laufenden, um fünf Prozentpunkte erhöhten Privatdiskontsatzes berechnet.

11) VERPACKUNGSGRÖSSE Es werden keine Mengen unterhalb der Größe eines Kartons verkauft.

12) EIGENTUMSVORBEHALT Das Material bleibt auch bei regulärem Transport und normaler Rechnungsstellung bis zur vollständigen Bezahlung der Lieferung in unserem Eigentum, auch im Falle der Weitergabe oder des Verkaufs an Dritte.

13) GERICHTSSTAND Gerichtsstand in Streitfällen ist ausschließlich das Gericht Modena.

LOGISTIC SERVICES

STORNIERUNG VON BESTELLUNGEN Für die Genehmigte Stornierung von Bestellungen von bereits an unser Lager gelieferten Materialien, und für autorisierte Rückgaben, werden 15% des Steuerwertes bzw. mindestens 20 € als Kostenbeitrag für den Transport und die erneute Auswahl in Rechnung gestellt.

MINDESTBESTELLUNGEN für beschränkte Bestellungen zur „Fertigstellung“ oder „Einzelabfertigung“, deren Steuerwert unter 100 € liegt, wird ein fixer Nettoaufschlag von 20 € in Rechnung gestellt.

KOMMISSIONSZUSCHLAG zu allen als eine volle Paletten geringere Aufträge wird ein Zuschlag angewandt werden.

DRINGENDE AUFTRÄGE Zu Aufträgen, die ausnahmsweise in 24 Stunden abgewickelt werden sollen, wird einen Fix-Zuschlag von 30,00 € angewandt werden.

VERPACKUNGEN

BELASTUNG

Die Verpackungskosten für die WIDE Serien werden auf die Übersicht.

ZURÜCKERSTATTUNG

Unter der Voraussetzung, dass sie in gutem Zustand zurückerstattet werden, können sie zurückgesandt und wieder gutgeschrieben werden.

ОБЩИЕ УСЛОВИЯ ПРОДАЖИ

- ПОДТВЕРЖДЕНИЕ** - Поступившие к нам заказы действительны только после нашего письменного подтверждения.
- ПОСТАВКА** - Поставка материала считается выполненной в момент окончания погрузки на наших складах. Заказчик несет все риски, связанные с транспортировкой, включая недостачу, поломку, порчу и нарушение целостности упаковки, также если на продукцию установлена цена франко-порт, FOB или C&F. Соглашения с экспедиторами всегда заключаются от имени и за счет Заказчика, который с момента заключения соглашения утверждает и принимает проделанную работу.
- СРОКИ ПОСТАВКИ** - Сроки поставки имеют ориентировочный характер, возможная задержка поставки, ее приостановка, частичное или полное прекращение не дают права на возмещение убытков или компенсацию за ущерб.
- ПРЕДЪЯВЛЕНИЕ ПРЕТЕНЗИЙ** - Гарантия на товар распространяется только и исключительно на первосортный материал с допусаемым отклонением приблизительно на 5%. Различия в оттенках не будут считаться дефектом материала. Возможные претензии в отношении качества, типа материала должны быть предъявлены в течение 8 дней с даты поставки. Покупатель обязуется предоставить признанные им дефектными партии товара для проверки обоснованности претензии; в любом случае, после укладки материала мы не несем никакой ответственности. Возможные выявленные или подтвержденные недостатки или дефекты качества товара, при условии, что покупатель заявил о них в течение установленных законом сроков, дают покупателю право только на замену дефектного материала, которая осуществляется после возврата дефектного товара и на основании акта о возврате товара, составленного в письменной форме, при этом категорически исключается отказ от договора или его расторжение, а также какое-либо возмещение убытков.
- РАЗМЕРЫ И ОТТЕНКИ** - Наши материалы относятся к продуктам, которые подвергаются обжигу при высокой температуре, поэтому заявленные и реальные размеры поставленных изделий могут отличаться. Это касается и различий в оттенках изделия из одной и той же партии. В связи с этим размеры и оттенки не могут быть предметом рекламации со стороны заказчика.
- УПАКОВКА И КОЛИЧЕСТВО** - Перевозчик должен проконтролировать груз по количеству и целостности упаковки при приемке товара. Перевозчик, подписывая Сопроводительную Накладную, несет ответственность за сохранность материала и за его количество. В случае обнаружения повреждений и недостачи возможные претензии о возмещении ущерба за понесенные убытки покупатель должен предъявлять перевозчику.
- ВОЗВРАТ ТОВАРА** - Покупатель не может ни на каком основании осуществлять возврат товара без нашего предварительного письменного согласия. Все расходы будут отнесены на счет Заказчика.
- АНнулиРОВАНИЕ ЗАКАЗА** - Отмена заказа не будет приниматься, если материал был уже изготовлен, или если уже было начато его производство, а тем более, если уже была произведена отправка. В любом случае, при отмене заказа Заказчик будет обязан произвести оплату всей поставки. Если отмена заказа будет возможна, Клиент должен будет возместить все расходы, понесенные производителем до момента отмены.
- ЦЕНЫ** - Цены, указанные в наших прайс-листах, имеют ориентировочный характер. Мы оставляем за собой право изменить цены перед принятием заказа
- ПЛАТЕЖИ** - Оплата товара должна производиться только прямым платежом. Задержка более чем на 10 дней каждого причитающегося платежа или отсутствие покрытия в срок векселя, который был передан, уступлен или выставлен заказчиком, является состоянием неплатежеспособности. В таком случае мы оставляем за собой право приостановить поставку, отменить все текущие отношения, а также немедленно потребовать полной выплаты каждой задолженности и обращаться по этому поводу в суд, в исполнительном или предупредительном порядке, а также с требованием возмещения ущерба; в любом случае, по истечении 10 дней с даты причитающегося платежа, мы имеем право без предупреждения выписать переводный вексель на предъявителя с оплатой издержек. Кроме того, на просроченную задолженность начисляются проценты по неустойке по текущей процентной ставке 5 % годовых.
- РАСПАКОВКА КОРОБОК** - Продажа товара осуществляется только целыми заводскими коробками.
- ПРАВО УДЕРЖАНИЯ ТОВАРА** - товар остается нашей собственностью до момента полной оплаты поставки даже в случае, если была произведена отправка, и был выставлен счет-фактура также в случае передачи или продажи товара третьим лицам.
- КОМПЕТЕНТНЫЙ СУД** - Рассмотрение любых споров будет находиться в исключительной компетенции Суда г. Модены.

ЛОГИСТИЧЕСКИЕ УСЛУГИ

ОТМЕНА ЗАКАЗОВ – в случае отмены заказов на поставку материалов, уже поставленных на наш склад, покупатель обязан оплатить 15% облагаемой налогом их стоимости, а также минимальную фиксированную сумму в размере 20, взимаемую в качестве оплаты транспортных расходов и пересортировки.

МИНИМАЛЬНЫЙ ЗАКАЗ – в случае ограниченных заказов, представляющих собой как «отдельные заказы», так и «дополнения» к другим заказам, облагаемая налогом стоимость которых составляет менее 100, применяется чистая фиксированная надбавка в размере 20.

НЕ ПОЛНЫЙ ПОДДОН – для заказов менее чем полный поддон, стоимость каждого квадратного метра плитки будет увеличена .

СРОЧНЫЕ ПОСТАВКИ – при подготовке заказов в течение 24 часов, содержащих максимум 2 артикула, применяется чистая фиксированная надбавка в размере 30.

УПАКОВКА

ЗАНЕСЕНИЕ В ДЕБЕТ СЧЕТА

Специальные упаковки коллекций WIDE будут взиматься по стоимости, доступной для ознакомления в сводной таблице.

ВОЗВРАТ

Упаковка может быть возвращена, а ее стоимость зачтена, при условии ее возврата в хорошем состоянии.

IMBALLI - PACKAGING

GRES PORCELLANATO / PORCELAIN TILES

F.to nominale Nominal size	Finitura Finish	Spessore Thickness	F.to reale (mm) Work size (mm)	Imballo Packing	Pz/Scat. Pcs/Box	Mq/Scat. Sqm/Box	Kg/Scat. Kg/Box	Scat./ Imb. Box/ Packing	Pz Totali Pcs Total	Mq totali Sqm total	Kg Imb. Kg Packing	Kg Totali Kg Total	Prezzo Imb. Packing price
160x320 64"x128"	rett	6	1596,5x3195	Cassa Crate	-	-	-	-	15	76,80	139	1.279	€ 130,00
				Cavalletto container Container Rack pallet	-	-	-	-	36	184,32	180	2.916	€ 235,00
120x270 48"x108"	rett	6	1194x2700	Cassa Crate	-	-	-	-	20	64,80	112	1.084	€ 115,00
				Cavalletto Rack pallet	-	-	-	-	36	116,64	115	1.865	€ 135,00
				Cavalletto container Container Rack pallet	-	-	-	-	36	116,64	130	1.880	€ 210,00
120x240 48"x96"	rett	7	1194x2390	Cavalletto Rack pallet	-	-	-	-	40	115,20	100	2.116	€ 120,00
				Cassa Crate	-	-	-	-	20	57,60	100	1.108	€ 100,00
				Cavalletto container Container Rack pallet	-	-	-	-	40	115,20	115	2.131	€ 190,00
80x160 32"x64"	rett.	9	797,25x1596,5	Cavalletto Rack pallet	2	2,56	50,00	22	44	56,32	70	1.170	€ 50,00
				Pallet con sponde Pallet with sides	2	2,56	50,00	22	44	56,32	40	1.140	-
26x200 10"x80"	rett	7	264,4x2000	Cavalletto Rack pallet	5	2,60	45,50	16	80	41,60	50	778	-
30x180 12"x72"	rett	20	300x1800	pallet	1	0,54	25,11	52	52	28,08	20	1.326	-
40x170 16"x68"	rett.	9	400x1700	pallet	2	1,36	27,00	32	64	43,52	20	884	-
20x170 8"x68"	rett.	9	199x1700	pallet	4	1,36	27,00	36	144	48,96	20	992	-
120x120 48"x48"	rett.	7	1194x1194	Pallet con sponde Pallet with sides	2	2,88	50,40	22	44	63,36	40	1.149	-
120x120 48"x48"	rett.	9	1194x1194	Pallet con sponde Pallet with sides	2	2,88	56,16	18	36	51,84	40	1.051	-
60x120 24"x48"	rett.	7	596x1194	pallet	3	2,16	37,80	27	81	58,32	20	1.041	-
60x120 24"x48"	rett.	9	596x1194	pallet	2	1,44	28,00	30	60	43,20	20	860	-
60x120 mix sizes (interno 9)	rett.	9	596x1194	pallet	2	1,44	28,00	26	52	37,44	20	748	-
60x120 mix floor 24"x48" (unika)	rett.	9	-	pallet	2	1,44	28,00	26	52	37,44	20	748	-
60x120 24"x48"	rett.	20	596x1195	pallet	1	0,72	32,65	30	30	21,60	20	1.000	-
30x120 12"x48"	rett.	7	297x1194	pallet	5	1,80	31,50	36	180	64,80	20	1.154	-
30x120 12"x48"	rett.	9	297x1194	pallet	4	1,44	28,00	36	144	51,84	20	1.028	-
30x120 12"x48"	rett.	20	295x1200	pallet	2	0,72	33,62	32	64	23,04	20	1.096	-
20x120 8"x48"	rett.	7	197,3x1194	pallet	8	1,92	33,60	36	288	69,12	20	1.230	-
20x120 8"x48"	rett.	9	199x1194	pallet	6	1,44	27,20	36	216	51,84	20	999	-
90x90 36"x36"	rett.	9	895x895	pallet	2	1,62	34,00	22	44	35,64	20	768	-
90x90 36"x36"	rett.	20	896x896	pallet	1	0,81	36,60	30	30	24,30	20	1.118	-
80x80 32"x32"	rett.	9	797,25x797,25	pallet	2	1,28	25,00	44	88	56,32	20	1.120	-
80x80 32"x32"	rett.	10	800x800	pallet	2	1,28	29,00	40	80	51,20	20	1.180	-
60x90 24"x36"	rett.	20	600x900	pallet	1	0,54	24,80	50	50	27,00	20	1.260	-
60x80 mix wall (unika)	rett.	9	-	pallet	2	0,96	19,00	54	108	51,84	20	1.046	-
40x80 16"x32"	rett.	9	400x800	pallet	3	0,96	19,00	30	90	28,80	20	590	-
40x80 16"x32"	nat.	20	-	pallet	2	0,64	28,26	24	48	15,36	20	698	-

IMBALLI - PACKAGING

GRES PORCELLANATO / PORCELAIN TILES

F.to nominale Nominal size	Finitura Finish	Spessore Thickness	F.to reale (mm) Work size (mm)	Imballo Packing	Pz/Scat. Pcs/Box	Mq/Scat. Sqm/Box	Kg/Scat. Kg/Box	Scat./Imb. Box/Packing	Pz Totali Pcs Total	Mq totali Sqm total	Kg Imb. Kg Packing	Kg Totali Kg Total	Prezzo Imb. Packing price
20x80 8"x32"	rett.	9	199x800	pallet	8	1,28	25,00	42	336	53,76	20	1.070	-
20x80 french 8"x32" pattern	rett.	9	199x800	pallet	6	0,82	16,00	36	216	29,52	20	596	-
13,5x80 5,3"x32"	rett.	9	132x800	pallet	10	1,08	21,06	40	400	43,20	20	862	-
60x60 24"x24"	nat.	9	-	pallet	3	1,08	21,20	40	120	43,20	20	868	-
60x60 24"x24"	rett.	9	596x596	pallet	3	1,08	21,20	40	120	43,20	20	868	-
60,4x60,4 (level) 24"x24"	nat.	9	-	pallet	4	1,46	26,20	32	128	46,72	20	858	-
60x60 (level) 24"x24"	rett.	9	595x595	pallet	4	1,44	25,80	32	128	46,08	20	846	-
60x60 (grace) 24"x24"	lapp.extra	10	596x596	pallet	3	1,08	23,00	40	120	43,20	20	940	-
30x60 mix sizes 12"x24" (gent)	rett.	7	297x596	pallet	7	1,26	22,05	40	280	50,40	20	902	-
30x60,4 (level) 12"x24"	nat.	9	-	pallet	7	1,27	22,80	40	280	50,80	20	932	-
30x60 12"x24"	nat.	9	-	pallet	6	1,08	21,20	40	240	43,20	20	868	-
30x60 12"x24"	rett.	9	297x596	pallet	6	1,08	21,20	40	240	43,20	20	868	-
30x60 (level) 12"x24"	rett.	9	296x595	pallet	7	1,26	22,50	40	280	50,40	20	920	-
30x60 (rocks) 12"x24"	nat.	9	-	pallet	6	1,08	21,60	40	240	43,20	20	884	-
30x60 (melt, factory) 12"x24"	rett.	9	297x596	pallet	6	1,08	21,60	40	240	43,20	20	884	-
30x60 mix sizes 12"x24"	rett.	9	297x596	pallet	6	1,08	21,20	40	240	43,20	20	868	-
50x50 20"x20"	nat.	9	-	pallet	6	1,50	33,50	24	144	36,00	20	824	-
33,3x33,3 (petraia) 13"x13"	nat.	9	-	pallet	11	1,22	25,30	48	528	58,56	20	1.234	-
33,3x33,3 (zanzibar) 13"x13"	nat.	9	-	pallet	14	1,57	24,28	42	588	65,94	20	1.040	-
16,65x33,3 6,5"x13"	nat.	9	-	pallet	11	0,61	13,00	88	968	53,68	20	1.164	-
20x40 8"x16"	nat.	9	-	pallet	15	1,20	21,00	64	960	76,80	20	1.364	-
20x20 (vintage gent) 8"x8"	burattato	7	-	pallet	34	1,36	22,00	42	1428	57,12	20	944	-
20x20 8"x8"	nat.	9	-	pallet	30	1,20	21,00	64	1920	76,80	20	1.364	-
7x28 (gent) 2,8"x11,2"	nat.	8	-	pallet	27	0,53	10,60	99	2673	52,47	20	1.069	-
11,5x23 4,6"x9,2"	nat.	8,5	-	pallet	16	0,43	8,60	76	1216	32,68	20	674	-
10x10 4"x4"	nat.	10	-	pallet	68	0,68	13,00	72	4896	48,96	20	956	-

ABKSTONE

F.to nominale Nominal size	Spessore Thickness	F.to reale (mm) Work size (mm)	Imballo Packing	Lastre/Imballo	Mq totali Sqm total	Kg/lastra Kg/slab	Kg Imb. Kg Packing	Kg Totali Kg Total	Prezzo Imb. Packing price
163,5x323 nat. / lux	20	1635x3230	Cassa Crate	5	25,60	250	139	1.389	€ 130,00
163,5x323 nat. / lux	20	1635x3230	Cavalletto container legno A - frame Container Rack pallet wood A - frame	12 *10	61,44 51,20	250	180	3.180 2.680	€ 235,00
163,5x323 nat. / lux	20	1635x3230	Cavalletto container metallo A - frame Container Rack pallet metal A - frame	12 *10	61,44 51,20	250	180	3.180 2.680	€ 400,00
163,5x323 nat. / lux	20	1635x3230	Legaccio Bundle	12	61,44	250	60	3.060	€ 180,00
163,5x323 nat.	12	1635x3230	Cassa Crate	10	51,20	152	139	1.659	€ 130,00
163,5x323 lux	12	1635x3230	Cassa Crate	9	46,08	152	139	1.507	€ 130,00
163,5x323 nat. / lux	12	1635x3230	Cavalletto container legno A - frame Container Rack pallet wood A - frame	22 *18	112,64 92,16	152	180	3.524 2.916	€ 235,00
163,5x323 nat. / lux	12	1635x3230	Cavalletto container metallo A - frame Container Rack pallet metal A - frame	22 *18	112,64 92,16	152	180	3.524	€ 400,00
163,5x323 nat. / lux	12	1635x3230	Legaccio Bundle	18	92,16	152	60	2.796	€ 150,00
163,5x323 nat. / lux	6	1635x3230	Cassa Crate	15	76,80	76	139	1.279	€ 130,00
163,5x323 nat. / lux	6	1635x3230	Cavalletto container legno A - frame Container Rack pallet wood A - frame	36	184,32	76	180	2.916	€ 235,00
163,5x323 nat. / lux	6	1635x3230	Cavalletto container metallo A - frame Container Rack pallet metal A - frame	36	184,32	76	180	2.916	€ 400,00
163,5x323 nat. / lux	6	1635x3230	Legaccio Bundle	27	138,24	76	60	2.112	€ 180,00

* I cavalletti per carico su container prevedono 18 lastre in 12 mm anziché 22 e 10 lastre in 20 mm anziché 12.

* A Frame for container loading contains 18 slabs in 12 mm thickness and not 22, 10 slabs in 20 mm thickness and not 12.

12 MM 163,5x323

ABK garantisce una superficie utile pari a 1635x3230 mm, la fatturazione invece è calcolata sulla base del formato 1600x3200 mm

Su richiesta, le lastre in 12 mm di ABK possono essere rinforzate strutturalmente con una stuoia in fibra di vetro applicata sul retro con apposito collante. L'applicazione della stuoia prevede una maggiorazione di € 9,00 al mq sul prezzo netto della lastra.

ABK guarantees a useful surface area of 1635x3230 mm whereas billing is calculated on the basis of a 1600x3200 mm size.

On request, the 12 mm slabs from ABK can be reinforced with fiberglass matting applied to the rear surface using a special adhesive. The fiberglass matting application involves a 9,00 € per sqm increase on the slab's net price.

DECOR & WALL

F.to nominale Nominal size	Finitura Finish	Spessore Thickness	F.to reale (mm) Work size (mm)	Imballo Packing	Pz/Scat. Pcs/Box	Mq/Scat. Sqm/Box	Kg/Scat. Kg/Box	Scat./Imb. Box/Packing	Pz Totali Pcs Total	Mq totali Sqm total	Kg Imb. Kg Packing	Kg Totali Kg Total	Prezzo Imb. Packing price
60x120 24"x48"	rett.	7	596x1194	pallet	2	1,44	23,00	32	64	46,08	20	756	-
60x120 (do up 24"x48" STREET)	rett.	7	596x1194	pallet	2	1,44	28,30	30	60	43,20	20	869	-
30x120 12"x48"	rett.	7	297x1194	pallet	4	1,44	23,00	40	160	57,60	20	940	-
40x120 16"x48"	rett.	6	400x1194	pallet	4	1,92	22,50	24	96	46,08	20	560	-
40x120 strutturato 16"x48"	rett.	6	400x1194	pallet	3	1,44	20,20	24	72	34,56	20	505	-
25x75 10"x30"	nat.	10,5	-	pallet	6	1,13	21,86	48	288	54,24	20	1.070	-
20x50 8"x20"	nat.	7	-	pallet	17	1,70	21,39	36	612	61,20	20	790	-
20x20 play 8"x8"	nat.	8,5	-	pallet	26	1,04	19,00	36	936	37,44	20	704	-
7,5x30 (do up touch) 3"x12"	rett.	7	-	pallet	20	0,45	7,20	-	-	-	-	-	-
7,5x30 (crossroad 2,8"x11,2" brick)	nat.	8	-	pallet	22	0,50	7,29	96	2112	48,00	20	720	-

L'unità minima di vendita per tutti gli articoli (fondi, decori e pezzi speciali) è la scatola completa. I dati relativi agli imballi sono aggiornati al momento della stampa del catalogo e pertanto possono subire variazioni nel corso del tempo. Pezzi speciali e decori per effetto delle lavorazioni, possono presentare variazioni di tonalità.

The minimum sales quantity for all items (plain tiles, decorations and special trims) is one full box. Data referring to packaging have been update at time of printing; the actual data may be slightly different. Due to working process special trims and decors, may show variation in tonality.



La riproduzione dei colori è approssimativa.
Colour reproduction approximate.



Marketing ABK Group
Direfarecreare.it
20.1

Brand of ABK Group Industrie Ceramiche s.p.a. - via S.Lorenzo N.24/a - 41034 Finale Emilia - Modena - Italy
tel. 0535 761311 - fax 0535 761320/92800/761351

www.abk.it
#abkemozioni

