

Roads

FMG INDUSTRIAL
SLABS

iros

Roads

Road to a positive frame of mind

Strade, che corrono su asfalti densi. Strade che divengono il tramite per viaggi di esperienze lungo percorsi nei quali il colore e la materia si plasmano nella ricerca di
Roads that run on thick asphalts. Roads that become the means for journeys of experience along routes where colour and matter are shaped in the search for harmony.



equilibri. Vie sulle quali camminare, correre, fermarsi e ancora andare oltre, diretti alla scoperta di valori forti, leggeri. Per acquisire verità.

Roads on which to walk, run, stop and start again towards unlimited boundaries to discover strong and light values, to find the truth.

Roads

SMOOTH

Superficie setosa che ammorbidisce visivamente, arricchendola di giochi di luce, la durezza dell'asfalto, valorizzandone l'utilizzo anche in soluzioni di interni a volte sorprendenti.

Silky surface that visually softens and enriches with light effects the hardness of asphalt, enhancing its use also in surprising interior solutions.

NATURAL MXF

La superficie naturale è resa più morbida per attenuare i giochi di luci e di ombre, ideale per spazi ad ampio respiro.

The natural surface is softened to mitigate light patterns and shadows, ideal for wide-ranging areas.

NATURAL

La fine granulosità dell'asfalto evidenzia la naturalezza di materia della lastra, versatile e di impiego universale.

The fine granularity of asphalt highlights the natural features of the versatile slab material suitable for all purposes.

FRAMED

La struttura spaccata a rilievo della superficie accentua la profondità della materia, rendendola adatta per ogni applicazione anti-scivolo e donandole un impatto estetico immediato e incisivo.

The surface crack pattern enhances the thickness of the material making it suitable for all non-slip applications with an immediate and incisive aesthetic effect.

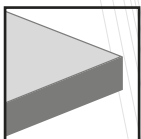
MXF
Roads

Essere grandi per dare forma alla grandezza

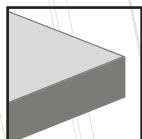
Being great so that we can
embody greatness.

Etre grands pour donner
forme à la grandeur.

Groß sein, um der Größe
Form zu geben.



6mm . 1/4"
SPESSORE
THICKNESS
ÉPAISSEUR
STÄRKE



10mm . 7/16"
SPESSORE
THICKNESS
ÉPAISSEUR
STÄRKE

300x150 . 120"x60"

150x150 . 60"x60"

150x75 . 60"x30"

75x75 . 30"x30"

75x37,5 . 30"x15"

300x150

150x150

150x75

75x37,5

75x75

WHITE PURITY


SAND HEARTH

PEARL MIND

GREY CALM

COFFEE TRUTH

DARK DEPTH






ROADS Dark Depth 300x150 . 150x150 NATURAL MXF

MXF
Roads








MXF
Roads



ROADS Sand Heart **300x150** · **150x150** NATURAL **MXF**





MXF
Roads





ROADS Grey Calm **150x150** . ROADS Grey Calm **300x150** NATURAL **MXF**



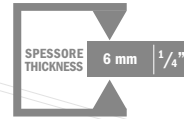
MXF
Roads

ROADS Pearl Mind 300x150 NATURAL MXF





Roads **MAXFINE**



White Purity



P315197MF6 (6 mm)
300x150 - 120"x60"
NATURAL **MXF**



P175197MF6 (6 mm)
150x75 - 60"x30"
NATURAL **MXF**



P737197MF6 (6 mm)
75x37,5 - 30"x15"
NATURAL **MXF**



P150197MF6 (6 mm)
150x150 - 60"x60"
NATURAL **MXF**



P75197MF6 (6 mm)
75x75 - 30"x30"
NATURAL **MXF**


Sand Hearth



P151198MF6 (6 mm)
300x150 - 120"x60"
NATURAL **MXF**




P175198MF6 (6 mm)
150x75 - 60"x30"
NATURAL **MXF**



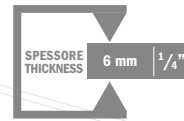
P737198MF6 (6 mm)
75x37,5 - 30"x15"
NATURAL **MXF**



P150198MF6 (6 mm)
150x150 - 60"x60"
NATURAL **MXF**




P75109MF6 (6 mm)
75x75 - 30"x30"
NATURAL **MXF**



Pearl Mind



P315200MF6 (6 mm)
300x150 - 120"x60"
NATURAL **MXF**



P175200MF6 (6 mm)
150x75 - 60"x30"
NATURAL **MXF**



P737200MF6 (6 mm)
75x37,5 - 30"x15"
NATURAL **MXF**



P150200MF6 (6 mm)
150x150 - 60"x60"
NATURAL **MXF**



P75200MF6 (6 mm)
75x75 - 30"x30"
NATURAL **MXF**

Grey Calm



P315201MF6 (6 mm)
300x150 - 120"x60"
NATURAL **MXF**



P175201MF6 (6 mm)
150x75 - 60"x30"
NATURAL **MXF**



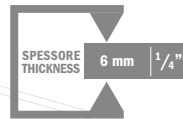
P737201MF6 (6 mm)
75x37,5 - 30"x15"
NATURAL **MXF**



P150201MF6 (6 mm)
150x150 - 60"x60"
NATURAL **MXF**



P75201MF6 (6 mm)
75x75 - 30"x30"
NATURAL **MXF**



Coffee Truth



P315199MF6 (6 mm)
300x150 - 120"x60"
NATURAL **MXF**




P175198MF6 (6 mm)
150x75 - 60"x30"
NATURAL **MXF**



P737199MF6 (6 mm)
75x37,5 - 30"x15"
NATURAL **MXF**



P150199MF6 (6 mm)
150x150 - 60"x60"
NATURAL **MXF**



P75199MF6 (6 mm)
75x75 - 30"x30"
NATURAL **MXF**

Dark Depth



P315202MF6 (6 mm)
300x150 - 120"x60"
NATURAL **MXF**



P175202MF6 (6 mm)
150x75 - 60"x30"
NATURAL **MXF**



P737202MF6 (6 mm)
75x37,5 - 30"x15"
NATURAL **MXF**




P150202MF6 (6 mm)
150x150 - 60"x60"
NATURAL **MXF**



P75202MF6 (6 mm)
75x75 - 30"x30"
NATURAL **MXF**

Roads



120x60



60x60

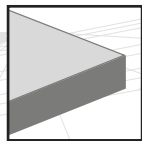


60x30

WHITE PURITY

SAND HEARTH

TURTLE BLAZE



- 120x60 - 48"x24"
- 60x60 - 24"x24"
- 60x30 - 24"x12"
- 60x15 - 24"x6"
- 60x10 - 24"x4"
- 90x45 - 36"x18"
- 90x15 - 36"x6"

10mm . $\frac{3}{8}$ "

SPESSORE
THICKNESS
ÉPAISSEUR
STÄRKE

120x60 . 48"x24"

60x60 . 24"x24"

60x30 . 24"x12"

PEARL MIND

GREY CALM

COFFEE TRUTH

DARK DEPTH

BLACK INTENSITY


Roads





ROADS Coffee Truth **120x60** SQ. SMOOTH . ROADS Sand Hearth **120x60** SQ. SMOOTH

Roads



ROADS Coffee Truth **120x60** SQ. SMOOTH . ROADS Sand Hearh **120x60** SQ. SMOOTH






Roads



ROADS Black Intensity **60x60** SQ. NATURAL . ROADS Black Intensity Plug **30x30** (2x2) NATURAL . ROADS White Purity Plug **30x30** (2x2) NATURAL







Roads



ROADS Black Intensity 60x60 SQ. NATURAL . White Purity Plug 30x30 (2x2) NATURAL



Roads

ROADS Dark Depth **60x30** SQ. FRAMED . ROADS Pearl Mind **60x30** SQ. FRAMED . ROADS Grey Calm Plug **30x30** (2x2) NATURAL






Roads



ROADS Dark Depth **60x30** SQ. FRAMED . ROADS Pearl Mind **60x30** SQ. FRAMED . ROADS Grey Calm Plug **30x30** (2x2) NATURAL





ROADS Grey Calm Stick **30x30** NATURAL . ROADS Grey Calm **60x60** SQ. NATURAL

Roads



ROADS Grey Calm **60x60** SQ. NATURAL . ROADS Grey Calm Stick **30x30** NATURAL





Roads

ROADS Turtle Blaze **60x60** SQ. NATURAL





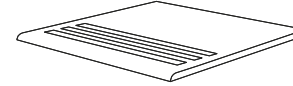
White Purity



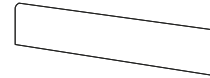
P62197 SQ. 120x60 - 48"x24" Smooth



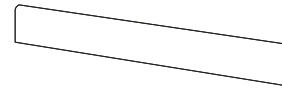
PS66197 SQ. 60x60 - 24"x24" Natural
P66197 SQ. 60x60 - 24"x24" Smooth
ST66197 SQ. 60x60 - 24"x24" Framed



PS33197 Gradino 30x30 - 12"x12" Natural
P33209 Gradino 30x30 - 12"x12" Smooth



PS95197 Battiscopa 9x45 - 3"x18" Natural



PS69197 Battiscopa 9x60 - 3"x24" Natural
P69197 Battiscopa 9x60 - 3"x24" Smooth



PS63197 SQ. 60x30 - 24"x12" Natural
P63197 SQ. 60x30 - 24"x12" Smooth
ST63197 SQ. 60x30 - 24"x12" Framed



PS30806 Plug 30x30 (2x2)
 12"x12" (¹³/₁₆"x¹³/₁₆") Natural
 su rete - on net



PS30813 Stick 30x30
 12"x12" Natural
 su rete - on net



PS15859 Listone 60x15 - 24"x6" Natural

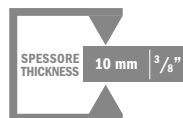


PS16859 Listone 60x10 - 24"x4" Natural

SQ. : SQUADRATO - SQUARED



120x60 - 48"x24"
 60x60 - 24"x24"
 60x30 - 24"x12"
 60x15 - 24"x6"
 60x10 - 24"x4"



90x45 - 36"x18"
 90x15 - 36"x6"

SMOOTH **R9** A

NATURAL **R10** A+B

FRAMED **R12** A+B+C

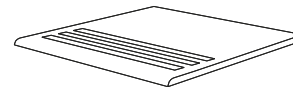
Sand Hearth



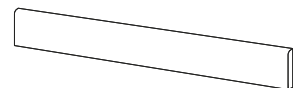
P62198 SQ. 120x60 - 48"x24" Smooth




PS66198 SQ. 60x60 - 24"x24" Natural
P66198 SQ. 60x60 - 24"x24" Smooth
ST66198 SQ. 60x60 - 24"x24" Framed



PS33198 Gradino 30x30 - 12"x12" Natural
P33210 Gradino 30x30 - 12"x12" Smooth



PS69198 Battiscopa 9x60 - 3"x24" Natural
P69198 Battiscopa 9x60 - 3"x24" Smooth



PS63198 SQ. 60x30 - 24"x12" Natural
P63198 SQ. 60x30 - 24"x12" Smooth
ST63198 SQ. 60x30 - 24"x12" Framed



PS30807 Plug 30x30 (2x2)
 12"x12" ($13/16"$ x $13/16"$) Natural
 su rete - on net



PS30814 Stick 30x30
 12"x12" Natural
 su rete - on net



PS15860 Listone 60x15 - 24"x6" Natural



PS16860 Listone 60x10 - 24"x4" Natural

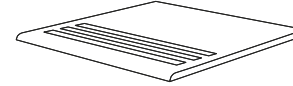
Turtle Blaze



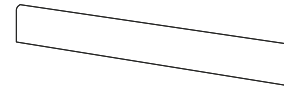
P62252 SQ. 120x60 - 48"x24" Smooth



PS66252 SQ. 60x60 - 24"x24" Natural
P66252 SQ. 60x60 - 24"x24" Smooth
ST66252 SQ. 60x60 - 24"x24" Framed




PS33252 Gradino 30x30 - 12"x12" Natural
P33252 Gradino 30x30 - 12"x12" Smooth



PS69252 Battiscopa 9x60 - 3"x24" Natural
P69252 Battiscopa 9x60 - 3"x24" Smooth



PS63252 SQ. 60x30 - 24"x12" Natural
P63252 SQ. 60x30 - 24"x12" Smooth
ST63252 SQ. 60x30 - 24"x12" Framed



PS30825 Plug 30x30 (2x2)
 12"x12" (¹³/₁₆"x¹³/₁₆") Natural
 su rete - on net



PS30824 Stick 30x30
 12"x12" Natural
 su rete - on net



PS15866 Listone 60x15 - 24"x6" Natural

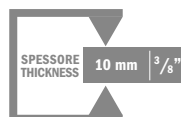


PS16869 Listone 60x10 - 24"x4" Natural

SQ. : SQUADRATO - SQUARED



120x60 - 48"x24"
 60x60 - 24"x24"
 60x30 - 24"x12"
 60x15 - 24"x6"
 60x10 - 24"x4"



90x45 - 36"x18"
 90x15 - 36"x6"

SMOOTH **R9** A

NATURAL **R10** A+B

FRAMED **R12** A+B+C

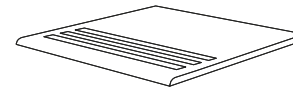
Pearl Mind



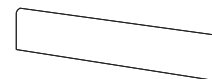
P62200 SQ. 120x60 - 48"x24" Smooth



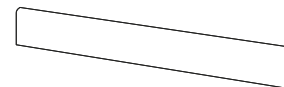
PS66200 SQ. 60x60 - 24"x24" Natural
P66200 SQ. 60x60 - 24"x24" Smooth
ST66200 SQ. 60x60 - 24"x24" Framed




PS33200 Gradino 30x30 - 12"x12" Natural
P33212 Gradino 30x30 - 12"x12" Smooth



PS95200 Battiscopa 9x45 - 3"x18" Natural



PS69200 Battiscopa 9x60 - 3"x24" Natural
P69200 Battiscopa 9x60 - 3"x24" Smooth




PS63200 SQ. 60x30 - 24"x12" Natural
P63200 SQ. 60x30 - 24"x12" Smooth
ST63200 SQ. 60x30 - 24"x12" Framed



PS30809 Plug 30x30 (2x2)
 12"x12" ($13/16"$ x $13/16"$) Natural
 su rete - on net



PS30816 Stick 30x30
 12"x12" Natural
 su rete - on net



PS15862 Listone 60x15 - 24"x6" Natural



PS16862 Listone 60x10 - 24"x4" Natural

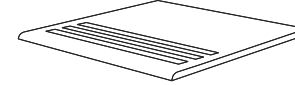
Grey Calm



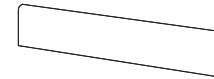
P62201 SQ. 120x60 - 48"x24" Smooth



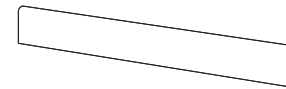
PS66201 SQ. 60x60 - 24"x24" Natural
P66201 SQ. 60x60 - 24"x24" Smooth
ST66201 SQ. 60x60 - 24"x24" Framed



PS33201 Gradino 30x30 - 12"x12" Natural
P33213 Gradino 30x30 - 12"x12" Smooth




PS95201 Battiscopa 9x45 - 3"x18" Natural



PS69201 Battiscopa 9x60 - 3"x24" Natural
P69201 Battiscopa 9x60 - 3"x24" Smooth



PS63201 SQ. 60x30 - 24"x12" Natural
P63201 SQ. 60x30 - 24"x12" Smooth
ST63201 SQ. 60x30 - 24"x12" Framed



PS30810 Plug 30x30 (2x2)
 12"x12" ($13/16"$ x $13/16"$) Natural
 su rete - on net



PS30817 Stick 30x30
 12"x12" Natural
 su rete - on net



PS15863 Listone 60x15 - 24"x6" Natural

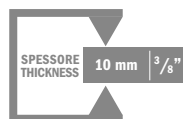


PS16863 Listone 60x10 - 24"x4" Natural

SQ. : SQUADRATO - SQUARED



120x60 - 48"x24"
 60x60 - 24"x24"
 60x30 - 24"x12"
 60x15 - 24"x6"
 60x10 - 24"x4"




90x45 - 36"x18"
 90x15 - 36"x6"

SMOOTH **R9** A

NATURAL **R10** A+B

FRAMED **R12** A+B+C

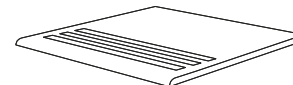
Coffee Truth



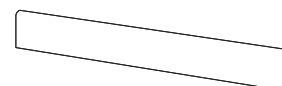
P62199 SQ. 120x60 - 48"x24" Smooth



PS66199 SQ. 60x60 - 24"x24" Natural
P66199 SQ. 60x60 - 24"x24" Smooth
ST66199 SQ. 60x60 - 24"x24" Framed




PS33199 Gradino 30x30 - 12"x12" Natural
P33211 Gradino 30x30 - 12"x12" Smooth



PS69199 Battiscopa 9x60 - 3"x24" Natural
P69199 Battiscopa 9x60 - 3"x24" Smooth



PS63199 SQ. 60x30 - 24"x12" Natural
P63199 SQ. 60x30 - 24"x12" Smooth
ST63199 SQ. 60x30 - 24"x12" Framed



PS30808 Plug 30x30 (2x2)
 12"x12" ($13/16"$ x $13/16"$) Natural
 su rete - on net



PS30815 Stick 30x30
 12"x12" Natural
 su rete - on net



PS15861 Listone 60x15 - 24"x6" Natural



PS16861 Listone 60x10 - 24"x4" Natural

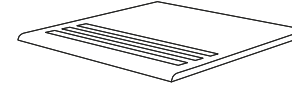
Dark Depth



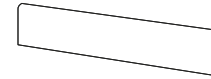
P62202 SQ. 120x60 - 48"x24" Smooth



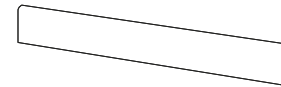
PS66202 SQ. 60x60 - 24"x24" Natural
P66202 SQ. 60x60 - 24"x24" Smooth
ST66202 SQ. 60x60 - 24"x24" Framed



PS33202 Gradino 30x30 - 12"x12" Natural
P33214 Gradino 30x30 - 12"x12" Smooth




PS95202 Battiscopa 9x45 - 3"x18" Natural



PS69202 Battiscopa 9x60 - 3"x24" Natural
P69202 Battiscopa 9x60 - 3"x24" Smooth



PS63202 SQ. 60x30 - 24"x12" Natural
P63202 SQ. 60x30 - 24"x12" Smooth
ST63202 SQ. 60x30 - 24"x12" Framed



PS30811 Plug 30x30 (2x2)
 12"x12" (¹³/₁₆"x¹³/₁₆") Natural
 su rete - on net



PS30818 Stick 30x30
 12"x12" Natural
 su rete - on net



PS15864 Listone 60x15 - 24"x6" Natural

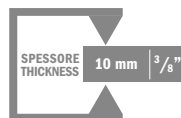


PS16864 Listone 60x10 - 24"x4" Natural

SQ. : SQUADRATO - SQUARED



120x60 - 48"x24"
 60x60 - 24"x24"
 60x30 - 24"x12"
 60x15 - 24"x6"
 60x10 - 24"x4"




90x45 - 36"x18"
 90x15 - 36"x6"

SMOOTH **R9** A

NATURAL **R10** A+B

FRAMED **R12** A+B+C

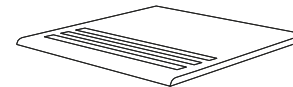
Black Intensity



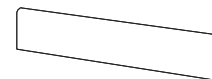
P62203 SQ. 120x60 - 48"x24" Smooth



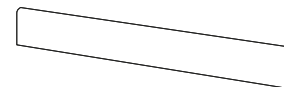
PS66203 SQ. 60x60 - 24"x24" Natural
P66203 SQ. 60x60 - 24"x24" Smooth
ST66203 SQ. 60x60 - 24"x24" Framed



PS33203 Gradino 30x30 - 12"x12" Natural
P33215 Gradino 30x30 - 12"x12" Smooth



PS95203 Battiscopa 9x45 - 3"x18" Natural



PS69203 Battiscopa 9x60 - 3"x24" Natural
P69203 Battiscopa 9x60 - 3"x24" Smooth



PS63203 SQ. 60x30 - 24"x12" Natural
P63203 SQ. 60x30 - 24"x12" Smooth
ST63203 SQ. 60x30 - 24"x12" Framed



PS30812 Plug 30x30 (2x2)
 12"x12" ($13/16"$ x $13/16"$) Natural
 su rete - on net



PS30819 Stick 30x30
 12"x12" Natural
 su rete - on net



PS15865 Listone 60x15 - 24"x6" Natural



PS16865 Listone 60x10 - 24"x4" Natural

Consigli per la pulizia e manutenzione giornaliera

SUPERFICIE SMOOTH

Pulizia ordinaria

Pulire il rivestimento a parete o pavimento con acqua pulita (tiepida o fredda) aggiungendo detersivi tipo Mastrolindo, Fabuloso o Fila-cleaner (Fila) utilizzando panni in microfibra. Si consiglia di diluire i detersivi secondo le indicazioni fornite dal produttore.

Pulizia straordinaria o grande pulizia

Pulire il pavimento con acqua tiepida e detersivi tipo Antipolvere (Madras) o Decalc (Sutter) o Deterdek (Fila). Con i prodotti sopra indicati si consiglia di utilizzare o macchine lava pavimenti diluendo i detersivi secondo indicazioni impiegando spugne per grès porcellanato in base al tipo di superficie (SMOOTH: bianco o giallo).

Pulizia e manutenzione adibiti a traffico pesante

Fase 1: Lavaggio iniziale. Dopo aver pulito bene la superficie, distribuire uniformemente la soluzione 1:5 di acido e, successivamente, aiutandosi con monospazzola munita di disco verde oppure spazzolone con straccio, pulire energicamente (quando l'operazione viene eseguita a mano con spazzolone, si raccomanda di sciacquare spesso lo straccio nella soluzione di lavaggio). Risciacquare accuratamente con acqua pulita, aiutandosi eventualmente con macchina aspiraliquidi.

Fase 2: Manutenzione. Per la manutenzione ordinaria si consiglia il lavaggio con un detersivo neutro diluito 1:200 in acqua. Non è necessario il risciacquo. Si può utilizzare anche con macchine lavasciuga a diluizioni superiori a 1:100. Per la manutenzione straordinaria, cioè quando si presentano macchie più ostinate, si consiglia l'uso di un detersivo sgrassante. Questo intervento richiede un successivo risciacquo.

Recommendations for daily cleaning and maintenance

SMOOTH SURFACE

Routine cleaning

Clean floor and walls using clean water (tepid or cold) and detergents such as Mastrolindo, Fabuloso or Fila-cleaner (Fila) using microfibre clothes. We recommend to dilute the detergent according to the manufacturer's instructions.

Special or overall cleaning

Clean the floor using tepid water and detergents such as Antipolvere (Madras), Decalc (Sutter) or Deterdek (Fila). With the above-mentioned products, we recommend to use floor-cleaning machines and to dilute the detergent according to the manufacturer's instructions, or to use special pads for porcelain stoneware depending on the type of surface finish (SMOOTH: white or yellow).

Cleaning and maintenance for surfaces exposed to heavy traffic

Stage 1: First wash. After cleaning the surface well, spread the 1:5 acid solution over it evenly, then - using a single-disc cleaner fitted with a green disc or a handheld mopping system, clean the surface vigorously (when cleaning by hand with a mop, we recommend you rinse the mop in the washing solution frequently). Rinse off carefully with clean water, using a fluid vacuum cleaner if necessary.

Stage 2: Maintenance. For routine maintenance, we recommend you wash the surface with a neutral detergent diluted with water (ratio: 1:200). No rinsing is needed. A wash 'n' dry vacuum cleaner can also be used with dilution ratios of over 1:100. For special maintenance, i.e. in the event of more stubborn stains, we recommend you use a degreasing detergent. After using a degreasing detergent, always rinse the surface clean.

Tipo di sporco	Detersivi consigliati	Type of dirt	Recommended detergents
Effluorescenze calcaree, Malta, Residui meccanici, Ruggine, Tempere murali	Decalc (Sutter), Det Acido (Technokolla), Deterdek (Fila), PowerFix (Kiehl)	Calcareous deposit, Mortar, Metallic residues, Rust, Wall tempera	Decalc (Sutter), Det Acido (Technokolla), Deterdek (Fila), PowerFix (Kiehl)
Grafite (matita)	Gomma da matita e/o Cif Gel Crema (Lever) + azione forte con spugna verde, Corvett (Kiehl)	Graphite (pencil marks)	Rubber for pencil and/or Cif Gel Crema (Lever) + strong action with green sponge, Corvett (Kiehl)
Birra, Caffè, Coca Cola, Gelato, Grassi animali e vegetali, Ketchup, Vino	Cif Gel Liquido (Lever), Corvett (Kiehl), Det Base (Technokolla), PS/87 (Fila)	Beer, Coffee, Coca Cola, Ice cream, Animal or vegetable fats, Ketchup, Wine	Cif Gel Liquido (Lever), Corvett (Kiehl), Det Base (Technokolla), PS/87 (Fila)
Gomma di pneumatico, Olii di parti meccaniche, Resine, Smalti	Cif Crema Attiva (Lever), Corvett (Kiehl), Det Base (Teknocolla), Detergum (Kymax), PS/87 (Fila)	Tyre tracks, Oil from mechanical parts, Resins, Enamel	Cif Crema Attiva (Lever), Corvett (Kiehl), Det Base (Teknocolla), Detergum (Kymax), PS/87 (Fila)
Inchiostri, Lampostil/pennarello	Diluyente nitro, Flash (Sutter), Tablefit (Kiehl)	Ink, Pen marks	Nitro solvent, Flash (Sutter), Tablefit (Kiehl)



Possono essere utilizzati tutti i detersivi esistenti sul mercato, alla concentrazione desiderata a esclusione dell'acido FLUORIDRICO (HF) o dei suoi composti, come da norma ISO 10545-14.



Any detergent available in the market can be used in the desired concentration for cleaning, with the exception of HYDROFLUORIC acid (HF) or its compounds, according to ISO 10545-14 standards.

Consigli per la pulizia e manutenzione giornaliera

SUPERFICI NATURAL E FRAMED

Pulizia Ordinaria

Pulire il rivestimento a parete o pavimento con acqua tiepida pulita e l'aggiunta di prodotti detergenti tipo Ajax, Emulsio Ceramica o Lysoform Casa diluiti secondo le istruzioni d'uso. Sulla superficie FRAMED è consigliato l'utilizzo di uno strofinaccio ruvido. Non necessita di trattamenti speciali.

Pulizia straordinaria o grande pulizia

Pulire il pavimento con uno strofinaccio ruvido bagnato con acqua tiepida e l'aggiunta di detergenti tipo aceto bianco, Ajax pavimenti o Mastro Lindo diluiti in quantità pari al doppio di quelle consigliate sulle relative confezioni e al termine risciacquare la pavimentazione con acqua tiepida pulita. In alternativa utilizzare con spugna umida o straccio un detergente tipo Cif Gel Liquido (puro o diluito).

Pulizia e manutenzione adibiti a traffico pesante

Fase 1: Lavaggio iniziale. Dopo aver pulito bene la superficie, distribuire uniformemente la soluzione 1:5 di acido e, successivamente, aiutandosi con monospazzola munita di disco verde oppure spazzolone con straccio, pulire energicamente (quando l'operazione viene eseguita a mano con spazzolone, si raccomanda di sciacquare spesso lo straccio nella soluzione di lavaggio). Risciacquare accuratamente con acqua pulita, aiutandosi eventualmente con macchina aspiraliquidi.

Fase 2: Manutenzione. Per la manutenzione ordinaria si consiglia il lavaggio con un detergente neutro diluito 1:200 in acqua. Non è necessario il risciacquo. Si può utilizzare anche con macchine lavasciuga a diluizioni superiori a 1:100. Per la manutenzione straordinaria, cioè quando si presentano macchie più ostinate, si consiglia l'uso di un detergente sgrassante. Questo intervento richiede un successivo risciacquo.

Recommendations for daily cleaning and maintenance

NATURAL AND FRAMED SURFACES

Routine cleaning

Clean floor and walls using clean water with detergents such as Ajax, Emulsio Ceramica or Lysoform Casa diluted according to the manufacturer's instructions. For FRAMED surface we recommend to use a rough cloth. No special treatments are necessary.

Special or overall cleaning

Clean the floor using a rough cloth soaked in tepid water in which you have to dilute double the amount of detergents recommended by the manufacturers (e.g. Ajax floor cleaner, Meister Proper or white vinegar). Rinse the floor with clean tepid water. A detergent such as Cif Gel (pure or diluted) can also be used with a damp sponge or cloth.

Cleaning and maintenance for surfaces exposed to heavy traffic

Stage 1: First wash. After cleaning the surface well, spread the 1:5 acid solution over it evenly, then - using a single-disc cleaner fitted with a green disc or a handheld mopping system, clean the surface vigorously (when cleaning by hand with a mop, we recommend you rinse the mop in the washing solution frequently). Rinse off carefully with clean water, using a fluid vacuum cleaner if necessary.

Stage 2: Maintenance. For routine maintenance, we recommend you wash the surface with a neutral detergent diluted with water (ratio: 1:200). No rinsing is needed. A wash 'n' dry vacuum cleaner can also be used with dilution ratios of over 1:100. For special maintenance, i.e. in the event of more stubborn stains, we recommend you use a degreasing detergent. After using a degreasing detergent, always rinse the surface clean.

Tipo di sporco	Detergenti consigliati	Type of dirt	Recommended detergents
Effluorescenze calcaree, Malta	Aceto bianco, Cif Forza Liquida, Diluente nitro, Trielina	Calcareous deposit, Mortar	White vinegar, Cif Forza Liquida, Nitro solvent, Trielina
Grafite (matita)	Cif Gel Crema, Vim Clorex in polvere	Graphite (pencil marks)	Cif Gel Crema, Vim Clorex in powder
Ruggine	Diluente nitro	Rust	Nitro solvent
Birra, Caffè, Coca Cola, Gelato, Grassi animali e vegetali, Ketchup, Vino	Ace Crema Gel, Baysan Crema Più, Cif Gel Liquido, Mastro Lindo Bagno, Mastro Lindo Candeggina, Varechina	Beer, Coffee, Coca Cola, Ice cream, Animal or vegetable fats, Ketchup, Wine	Ace Crema Gel, Baysan Crema Più, Cif Gel Liquido, Meister Proper for Bath-rooms, Meister Proper with Bleach, Bleach
Gomma di pneumatico, Olii di parti meccaniche, Resine, Smalti	Ace Crema Gel, Cif Crema Attiva, Mastro Lindo Candeggina, Scric Ammoniacale, Trielina, Vim Clorex	Tyre tracks, Oil from mechanical parts, Resins, Enamel	Ace Crema Gel, Cif Crema Attiva, Meister Proper with Bleach, Scric Ammoniacale, Trielina, Vim Clorex
Inchiostri, Lampostil/pennarello	Diluente nitro	Ink, Pen marks	Nitro solvent



Possono essere utilizzati tutti i detergenti esistenti sul mercato, alla concentrazione desiderata a esclusione dell'acido FLUORIDRICO (HF) o dei suoi composti, come da norma ISO 10545-14.



Any detergent available in the market can be used in the desired concentration for cleaning, with the exception of HYDROFLUORIC acid (HF) or its compounds, according to ISO 10545-14 standards.

IDONEITÀ ADESIVI PER LA POSA DI LASTRE **MAXFINE** A BASSO SPESSORE - *SUITABILITY OF LABELS FOR LAYING THIN **MAXFINE** SLABS*

					INTERNO - INDOOR								ESTERNO - OUTDOOR			
PRODOTTO <i>Product</i>	LATTICE <i>Latex</i>	CLASSIFICAZIONE <i>Classification</i>			PAVIMENTO - FLOOR				MURI - WALL				PAVIMENTO - FLOOR		MURI - WALL	
					MASSETTO IN CEMENTO E IN CALCESTRUZZO <i>Cement and concrete screed</i>	MASSETTI IN ANIDRITE <i>Anhydrite screed</i>	MASSETTI RISCALDANTI <i>Heated screed</i>	VECCHIE CERAMICHE, MARMETTE O MATERIALE LAPIDEO <i>Old ceramic tiles, marble-chip floor tiles or stone material</i>	PAVIMENTI IN PVC, LINOLEUM O VINILICI <i>PVC, Linoleum or Vinyl flooring</i>	INTONACO CEMENTIZIO, CALCESTRUZZO <i>Cement plaster, concrete</i>	INTONACO IN GESSO <i>Gypsum plaster</i>	CARTONGESSO PANNELLI IN FIBROCEMENTO <i>Plasterboard, fibre cement panels</i>	VECCHIE CERAMICHE <i>Old ceramic tiles</i>	MASSETTO CEMENTIZIO CALCESTRUZZO <i>Cement and concrete screed</i>	VECCHIE CERAMICHE, MARMETTE O MATERIALE LAPIDEO <i>Old ceramic tiles, marble-chip floor tiles or stone material</i>	INTONACO CEMENTIZIO, CALCESTRUZZO <i>Cement plaster, concrete</i>
					CM ²				CM ²				CM ²		CM ²	
		EN 12004	EN 12002													
TECHNOS +	TC - LAX	C2	-	S1	IDONEO <i>Suitable</i>	IDONEO <i>Suitable*</i>	IDONEO <i>Suitable</i>	IDONEO <i>Suitable</i>	-	IDONEO <i>Suitable</i>	IDONEO <i>Suitable*</i>	IDONEO <i>Suitable</i>	IDONEO <i>Suitable</i>	IDONEO <i>Suitable</i>	-	IDONEO <i>Suitable</i>
TECHNOS +	TC LASTIC	C2	-	S2	IDONEO <i>Suitable</i>	IDONEO <i>Suitable*</i>	IDONEO <i>Suitable</i>	IDONEO <i>Suitable</i>	-	IDONEO <i>Suitable</i>	IDONEO <i>Suitable*</i>	IDONEO <i>Suitable</i>	IDONEO <i>Suitable</i>	IDONEO <i>Suitable</i>	-	IDONEO <i>Suitable</i>
TECHNO - XL	TC - LAX	C2	TE	S1	IDONEO <i>Suitable</i>	IDONEO <i>Suitable*</i>	IDONEO <i>Suitable</i>	IDONEO <i>Suitable</i>	-	IDONEO <i>Suitable</i>	IDONEO <i>Suitable*</i>	IDONEO <i>Suitable</i>	IDONEO <i>Suitable</i>	IDONEO <i>Suitable</i>	-	IDONEO <i>Suitable</i>
TECHNO - XL	TC LASTIC	C2	T	S2	IDONEO <i>Suitable</i>	IDONEO <i>Suitable*</i>	IDONEO <i>Suitable</i>	IDONEO <i>Suitable</i>	-	IDONEO <i>Suitable</i>	IDONEO <i>Suitable*</i>	IDONEO <i>Suitable</i>	IDONEO <i>Suitable</i>	IDONEO <i>Suitable</i>	-	IDONEO <i>Suitable</i>
TECHNOLA	TC - LAX	C2	TE	S1	IDONEO <i>Suitable</i>	IDONEO <i>Suitable*</i>	IDONEO <i>Suitable</i>	IDONEO <i>Suitable</i>	-	IDONEO <i>Suitable</i>	IDONEO <i>Suitable*</i>	IDONEO <i>Suitable</i>	IDONEO <i>Suitable</i>	IDONEO <i>Suitable</i>	-	IDONEO <i>Suitable</i>
TECHNOLA	TC LASTIC	C2	TE	S2	IDONEO <i>Suitable</i>	IDONEO <i>Suitable*</i>	IDONEO <i>Suitable</i>	IDONEO <i>Suitable</i>	-	IDONEO <i>Suitable</i>	IDONEO <i>Suitable*</i>	IDONEO <i>Suitable</i>	IDONEO <i>Suitable</i>	IDONEO <i>Suitable</i>	-	IDONEO <i>Suitable</i>
TECHNODUE	-	C2	TE	S1	IDONEO <i>Suitable</i>	IDONEO <i>Suitable*</i>	IDONEO <i>Suitable</i>	IDONEO <i>Suitable</i>	-	IDONEO <i>Suitable</i>	IDONEO <i>Suitable*</i>	IDONEO <i>Suitable</i>	IDONEO <i>Suitable</i>	IDONEO <i>Suitable</i>	-	IDONEO <i>Suitable</i>
TECHNORAP 2	-	C2	FT	S1	IDONEO <i>Suitable</i>	IDONEO <i>Suitable*</i>	IDONEO <i>Suitable</i>	IDONEO <i>Suitable</i>	-	IDONEO <i>Suitable</i>	IDONEO <i>Suitable*</i>	IDONEO <i>Suitable</i>	IDONEO <i>Suitable</i>	IDONEO <i>Suitable</i>	-	IDONEO <i>Suitable</i>
ALL 9000	-	C2	T	-	IDONEO <i>Suitable</i>	IDONEO <i>Suitable</i>	IDONEO <i>Suitable</i>	IDONEO <i>Suitable</i>	IDONEO <i>Suitable</i>	IDONEO <i>Suitable</i>	IDONEO <i>Suitable*</i>	IDONEO <i>Suitable</i>	IDONEO <i>Suitable</i>	IDONEO <i>Suitable</i>	IDONEO <i>Suitable</i>	IDONEO <i>Suitable</i>
TECHNOSTAR/HD	-	C2	TE	S1	≤ 10000	≤ 10000*	≤ 5000	≤ 5000	-	≤ 10000	≤ 10000*	≤ 5000	-	≤ 5000	-	-
AIR-ONE	-	C2	TE	S1	≤ 10000	≤ 10000*	≤ 5000	≤ 5000	-	≤ 10000	≤ 10000*	≤ 5000	-	≤ 5000	-	-
AIRES	-	C2	TE	S2	≤ 10000	≤ 10000*	≤ 5000	≤ 5000	-	≤ 10000	≤ 10000*	≤ 5000	-	≤ 5000	-	-
TECHNOMAX S1	-	C2	E (G)	S1	≤ 10000	≤ 10000*	≤ 5000	≤ 5000	-	-	-	-	-	≤ 5000	-	-

FORMATI SIZES	SCATOLE X PALETTA BOXES X PALLET	PEZZI X SCATOLA PIECES X BOX	MQ X LASTRA SQM X BOX	MQ X PALETTA SQM X PALLET	KG X PALETTA KG X PALLET
300x150 - 120"x60" 6mm	12	1	4,5	54,00	873,78
150x150 - 60"x60" 6mm	24	1	2,25	54,00	827,78
150x75 - 60"x30" 6mm	26	2	2,25	58,50	882,09
75x75 - 30"x30" 6mm	38	3	1,687	64,144	234,75
75x37,5 - 30"x15" 6mm	44	6	1,687	74,27	258,50

*DOPO UTILIZZO DI "PRIMER T" After application of "Primer T"

PROPRIETÀ FISICO-CHIMICHE PHYSICAL-CHEMICAL PROPERTIES	TIPO DI PROVA STANDARD OF TEST	VALORE PRESCRITTO REQUIRED VALUE	VALORE MAX/FINE: FMG MAX/FINE VALUE	ASTM STANDARD OF TEST	ASTM INDUSTRY STANDARDS	ASTM FMG RESULTS (as tested by Smith Emery laboratory)	
Dimensioni Sizes	ISO 10545.2	Lunghezza e larghezza Length and width Spessore Thickness Rettilineità spigoli Linearity Ortogonalità Wedging Planarità Warpage	± 0,6% max ± 5% max ± 0,5% max ± 0,6% max ± 0,5% max	± 0,5 mm ± 3% ± 0,5 mm ± 1 mm ± 0,2%	ASTM C-499	Average facial dimension < 1,5% Wedging ±1% - Warpage ±1% of any edge Range of thickness (inch.) < 0,04%	0,15% 0,014% - 0,33% 0,17%
Assorbimento d'acqua Water absorption	ISO 10545.3		≤ 0,5%	≥ 0,06% *	ASTM C-373	Tile shall be impervious	< 0,05%
Resistenza alla flessione Flexion resistance	ISO 10545.4	Modulo di rottura Modulus		≥ 35 N/mm ²	53 N/mm ²		
Resistenza all'abrasione profonda Deep abrasion resistance	ISO 10545.6	Volume ≤ 175 mm ³		≥ 142 mm ³	ASTM C-501	≥ 100	217
Coefficiente di dilatazione termica lineare Coefficient of linear thermal-expansion	ISO 10545.8		≤ 9x10 ⁻⁶ °C ⁻¹	6 MK ⁻¹	ASTM C-1028		Meets or exceeds requirements (Please ask for individual test reports)
Resistenza al gelo Frost resistance	ISO 10545.12	Non devono presentare rotture o alterazioni apprezzabili della superficie Must not produce noticeable alteration to surface		Non gelive Frost-proof	ASTM C-1026	No sample must show alterations to surface	Resistant
Resistenza ai prodotti chimici Chemical resistance	ISO 10545.13	Non devono presentare apprezzabili segni d'attacco Chimico Must not produce noticeable signs of chemical attack		Non attaccate Not attacked	ASTM C-650 ASTM C-648	To 10% HCL Acid - No sample must show visible signs of chemical attack to 10% KOH Alkali 250 PSI or greater	Unaffected
Resistenza alle macchie Stain resistance	ISO 10545.14	1 < X < 5		CLASSE 5 - CLASS 5 ** Macchie rimosse con acqua corrente calda (senza detergente) Stains removed by hot running water (without detergent)			
Resistenza dei colori alla luce Color resistance to light	DIN 51094	Non devono presentare apprezzabili variazioni di colore Must not produce noticeable colour variation		Campioni inalterati in brillantezza e colore No change in brightness or colour of samples			
Coefficiente di attrito (scivolosità) Friction coefficient (slipperiness)	DIN 51130	Metodo disponibile Test method available		R9 Superficie prelevigata Pre-polished surface			
Coefficiente di attrito (scivolosità) Friction coefficient (slipperiness)	BCRA REP CEC 6/81	Attrito soddisfacente Satisfactory friction 0,40 ≤ μ ≤ 0,74		>0,40 Superficie prelevigata Pre-polished surface			
Resistenza al fuoco Fire resistance		96/603/CE		A1			

PIETRE NATURALI DI FABBRICA A TUTTA MASSA CON LE CARATTERISTICHE TECNICHE DEL PORCELLANATO FULL-BODY MANUFACTURED NATURAL STONES WITH PORCELAIN TECHNICAL FEATURES

Classificazione secondo le norme UNI EN 14411 gruppo BIa o ISO 13006 Allegato G gruppo BI a UGL

Classification in accordance with UNI EN 14411 standards BIa group or ISO 13006 Annex G standards BI a UGL group












*** I prodotti con assorbimento < 0,5 sono classificati secondo le norme UNI CEN "Fully vitrified tiles" e secondo le norme ASTM "Impervious tiles"**

The products having an absorption < 0,5 are classified according to the UNI CEN standards "Fully vitrified tiles" and according to the ASTM standards "Impervious tiles"

**** Varia secondo la finitura di superficie**
It can vary according to the surface finish

FMG FABBRICA MARMI E GRANITI Certificazioni Certifications



PROPRIETÀ FISICO-CHIMICHE PHYSICAL-CHEMICAL PROPERTIES	TIPO DI PROVA STANDARD OF TEST	VALORE PRESCRITTO REQUIRED VALUE	VALORE MEDIO FMG FMG MEAN VALUE	ASTM STANDARD OF TEST	ASTM INDUSTRY STANDARDS	ASTM FMG RESULTS (as tested by Smith Emery laboratory)	
 Dimensioni Sizes	ISO 10545.2	Lunghezza e larghezza Length and width Spessore Thickness Rettilineità spigoli Linearity Ortogonalità Wedging Planarità Warpage	± 0,6% max ± 5% max ± 0,5% max ± 0,6% max ± 0,5% max	± 0,2% max ± 2% max ± 0,2% max ± 0,2% max ± 0,2% max	ASTM C-499	Average facial dimension < 1,5% Wedging ±1% - Warpage ±1% of any edge Range of thickness (inch.) < 0,04%	0,15% 0,014% - 0,33% 0,17%
 Assorbimento d'acqua Water absorption	ISO 10545.3		≤ 0,5%	0,04% *	ASTM C-373	Tile shall be impervious	< 0,05%
 Resistenza alla flessione Flexion resistance	ISO 10545.4	Modulo di rottura Modulus Carico di rottura Breaking strength	≥ 35 N/mm ² ≥ 1300 N	55 N/mm ² (561 Kg/cm ²) 2500 N			
 Resistenza all'abrasione profonda Deep abrasion resistance	ISO 10545.6		Volume ≤ 175 mm ³	120 mm ³	ASTM C-501	≥ 100	217
 Coefficiente di dilatazione termica lineare Coefficient of linear thermal-expansion	ISO 10545.8		≤ 9x10 ⁻⁶ °C ⁻¹	6,5x10 ⁻⁶ °C ⁻¹	ASTM C-1028		Meets or exceeds requirements (Please ask for individual test reports)
 Resistenza al gelo Frost resistance	ISO 10545.12	Non devono presentare rotture o alterazioni apprezzabili della superficie Must not produce noticeable alteration to surface		Non gelive Frost-proof	ASTM C-1026	No sample must show alterations to surface	Resistant
 Resistenza ai prodotti chimici Chemical resistance	ISO 10545.13	Non devono presentare apprezzabili segni d'attacco Chimico Must not produce noticeable signs of chemical attack		Non attaccate Not attacked	ASTM C-650 ASTM C-648	To 10% HCL Acid - No sample must show visible signs of chemical attack to 10% KOH Alkali 250 PSI or greater	Unaffected
 Resistenza alle macchie Stain resistance	ISO 10545.14		1 < X < 5	CLASSE 5 - CLASS 5 ** Macchie rimosse con acqua corrente calda (senza detergente) Stains removed by hot running water (without detergent)			
 Resistenza dei colori alla luce Color resistance to light	DIN 51094	Non devono presentare apprezzabili variazioni di colore Must not produce noticeable colour variation		Campioni inalterati in brillantezza e colore No change in brightness or colour of samples			
 Coefficiente di attrito (scivolosità) Friction coefficient (slipperiness)	DIN 51130	Metodo disponibile Test method available		R9 Superficie prelevigata Pre-polished surface			
 Coefficiente di attrito (scivolosità) Friction coefficient (slipperiness)	BCRA REP CEC 6/81	Attrito soddisfacente Satisfactory friction 0,40 ≤ μ ≤ 0,74		0,42 - 0,75 **			

**LASTRE INDUSTRIALI A TUTTA MASSA
IN GRÈS PORCELLANATO TECNICO**
FULL-BODY INDUSTRIAL SLABS IN TECHNICAL
PORCELAIN STONEWARE

**Classificazione secondo norme CEN gruppo BI
EN 176 e ISO 13006 All. G gruppo BI a UGL**
Classification in accordance with CEN standards BI
EN 176 and ISO 13006 All. G standards BI a UGL

*** I prodotti con assorbimento < 0,5 sono
classificati secondo le norme UNI CEN
"Fully vitrified tiles" e secondo le norme
ASTM "Impervious tiles"**
The products having an absorption < 0,5 are
classified according to the UNI CEN standards
"Fully vitrified tiles" and according to the ASTM
standards "Impervious tiles"

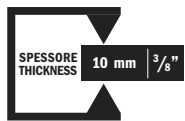
**** Varia secondo la finitura di superficie**
It can vary according to the surface finish

FMG FABBRICA MARMI E GRANITI Certificazioni Certifications



conforme à
HQE®

SQ.: SQUADRATO - SQUARED



120x60 - 48"x24"
 60x60 - 24"x24"
 60x30 - 24"x12"
 60x15 - 24"x6"
 60x10 - 24"x4"
 90x45 - 36"x18"
 90x15 - 36"x6"

SMOOTH R9 A

NATURAL R10 A+B

FRAMED R12 A+B+C

Pesi e imballi Weights and packing

FORMATI SIZES	PEZZI X SCATOLA PIECES X BOX	KG X MQ KG X SQM	MQ X SCATOLA SQM X BOX	ML X SCATOLA LM X BOX	SCATOLE X PALETTA BOXES X PALLET	MQ X PALETTA SQM X PALLET	KG X PALETTA KG X PALLET
120x60 - 48"x24"	1	26,50	0,72	-	50	36,00	954,00
60x60 - 24"x24"	3	25,50	1,08	-	32	34,56	881,28
60x30 - 24"x12"	5	25,50	0,90	-	40	36,00	918,00
Listone 60x15 - 24"x6"	4	2,08 PZ	-	-	-	-	-
Listone 60x10 - 24"x4"	4	1,35 PZ	-	-	-	-	-
Plug 30x30 (2x2) - 12"x12" su rete - on net	4	1,72 PZ	-	-	-	-	-
Stick 30x30 - 12"x12" su rete - on net	4	1,72 PZ	-	-	-	-	-
Battiscopa 9x60 - 3"x24"	10	1,35 PZ	-	-	-	-	-
Gradino 30x30 - 12"x12"	4	1,63 PZ	-	-	-	-	-

Tutti i formati sono nominali.

FMG Fabbrica Marmi e Graniti® si riserva la facoltà di modificare in qualunque momento le informazioni e le caratteristiche illustrate in questo catalogo, che non sono comunque da ritenere legalmente vincolanti.

I colori e le caratteristiche estetiche dei prodotti sono quanto più possibile vicini a quelli reali, nei limiti consentiti dai processi di stampa.

All sizes are nominal.

FMG Fabbrica Marmi e Graniti® reserves the right to modify the information and the characteristics illustrated in this catalog (which are in any case not legally binding) at any moment.

The colors and appearance features of the products are as close as possible to reality, within the limitation of the printing process.

FMG Fabbrica Marmi e Graniti® (Divisione di Iris Ceramica S.p.A.):

tutti i diritti riservati.

Ogni riproduzione totale o parziale dei contenuti di questo catalogo, sia di testo sia di immagine, è vietata e sarà perseguita a termini di legge.

FMG Fabbrica Marmi e Graniti® (a Division of Iris Ceramica S.p.A.): all rights reserved.

Total or partial reproduction of text or illustrations of this catalog is prohibited and is subject to legal sanctions.



Divisione FMG

Via Ghiarola Nuova, 119 - 41042 Fiorano Modenese (Mo) Italy

tel. +39 0536 862111 fax +39 0536 862452

www.irisfmg.com